



NEMO|etc.

Certificate of Authorization #32455
353 Christian Street, Unit #13
Oxford, CT 06478
(203) 262-9245

ENGINEER

EVALUATE

TEST

CONSULT

P.E. EVALUATION REPORT (PEER)

Tremco CPG, Inc.

3735 Green Road
Beachwood, OH 44122
(800) 562-2728

PEER-TRM-004.B

FL15545-R10 (HVHZ)

Date of Issuance: 06/10/2016

Revision 7: 07/21/2023

SCOPE:

This P.E. Evaluation Report (henceforth 'PEER') is issued under **F.A.C. Rule 61G20-3** and the applicable rules and regulations governing the use of construction materials in the State of Florida. The documentation submitted has been reviewed by Robert Nieminen, P.E. for use of the product under the Florida Building Code. The product described herein has been evaluated for compliance with the **7th Edition (2020) and 8th Edition (2023) Florida Building Code sections noted herein.**

DESCRIPTION: AlphaGuard™ MTS Fluid Applied Roof Systems (HVHZ)

LABELING: Labeling shall be in accordance with the requirements of the Accredited Quality Assurance Agency noted herein.


CONTINUED COMPLIANCE: This PEER is valid until such time as the named product(s) changes, the referenced Quality Assurance documentation changes, or provisions of the Code that relate to the product change. Acceptance of this PEER by the named client constitutes agreement to notify Robert Nieminen, P.E. of any changes to the product(s), the Quality Assurance, or the production facility location(s). NEMO ETC, LLC requires a complete review of this PEER relative to updated Code requirements with each Code Cycle.

ADVERTISEMENT: The PEER number preceded by the words "NEMO P.E. Evaluated" may be displayed in advertising literature. If any portion of the PEER is displayed, then it shall be done in its entirety.

INSPECTION: Upon request, a copy of this entire PEER shall be provided to the user by the manufacturer or its distributors and shall be available for inspection at the job site at the request of the Building Official.

This PEER consists of pages 1 through 5, plus a 135-page Appendix.

Prepared by:



CERTIFICATION OF INDEPENDENCE:

1. NEMO ETC, LLC does not have, nor does it intend to acquire or will it acquire, a financial interest in any company manufacturing or distributing products it evaluates.
2. NEMO ETC, LLC is not owned, operated, or controlled by any company manufacturing or distributing products it evaluates.
3. Robert Nieminen, P.E. does not have nor will acquire, a financial interest in any company manufacturing or distributing products for which the PEERs are being issued.
4. Robert Nieminen, P.E. does not have, nor will acquire, a financial interest in any other entity involved in the approval process of the product.
5. This is a building code evaluation. Neither NEMO ETC, LLC nor Robert Nieminen, P.E. are, in any way, the Designer of Record for any project on which this PEER, or previous versions thereof, is/was used for permitting or design guidance unless retained specifically for that purpose.

ROOFING SYSTEMS EVALUATION:

1. SCOPE:

Product Category: Roofing
Sub-Category: Liquid Applied Roof Systems
Product Approval Method: Method 1, Option D – Codified Material, Evaluation by Engineer
Compliance Statement: AlphaGuard™ MTS Fluid Applied Roof Systems, as produced by Tremco CPG, Inc., have demonstrated compliance with the intent of the following Sections of the 7th Edition (2020) and 8th Edition (2023) Florida Building Code, High Velocity Hurricane Zone through testing in accordance with the Standards set forth herein. Compliance is subject to the [Installation Requirements](#) and [Limitations of Use](#) set forth herein.

2. STANDARDS:

SECTION	PROPERTY	STANDARD	YEAR
TAS 110	Resistance to Foot Traffic	TAS 114, Section 8.9	2011
TAS 110	Wind resistance	TAS 114, Appendix C, D or J	2011
TAS 110	Susceptibility to Hail Damage	TAS 114, Appendix F	2011
TAS 110	Susceptibility to Leakage	TAS 114, Appendix G	2011
TAS 110	Material standard	ASTM D4601	2012
TAS 110	Material standard	ASTM D6162	2016
TAS 110	Material standard	ASTM D6163	2016
TAS 110	Material standard	ASTM D6164	2016

3. REFERENCES:

Entity	Examination	Reference	Date
ERD (TST6049)	Physical Properties	TRM-SC13345.10.19-1	10/14/19
NEMO (TST6049)	Physical Properties	TRM-SC14130.04.18-1	04/16/18
NEMO (TST6049)	Physical Properties	TRM-SC14130.04.18-2	04/16/18
NEMO (TST6049)	Miami-Dade 20-0167	4p-TRM-20-SSLAP-05.A	11/20/20
NEMO (TST6049)	Physical Properties	4p-TRM-21-SSLAP-04.B	08/01/22
ERD (TST11294)	TAS 114	11675.06.16-1; TRM-14	06/08/16
ERD (TST11294)	TAS 114	13625.05.17-2A; TRM-S5 & TRM-S8	06/05/17
ERD (TST11294)	TAS 114	13625.11.17-2	12/07/17
ERD (TST6049)	TAS 114	SC9625.11.15-2-R1	11/17/15
ERD (TST6049)	Criticality	TRM-SC13345.16	12/31/17
ERD (TST6049)	TAS 114	SC6775.14	Various
ERD (TST6049)	TAS 114	SC11090.16	Various
FM (TST1867)	FM 4470/4474	3039057	04/21/11
FM (TST1867)	FM 4470/4474	3044153	02/13/12
FM (TST1867)	FM 4470/4474	797-08310-267	05/03/13
FM (TST1867)	FM 4470/4474	3046074	11/19/13
FM (TST1867)	FM 4470/4474	3048085	02/07/14
NEMO	PEER	11425.04.16-2-R16	05/30/2022
NEMO	Traceability	TRFM-0020-JM	02/28/23
NEMO (TST11294)	TAS 114	2-TRM-18-001.01.18-1B; TRM-C2	01/29/18
NEMO (TST11294)	TAS 114	13625.05.17-1-R3; TRM-S4 & TRM-S7	02/02/18
NEMO (TST11294)	TAS 114	13625.05.17-2B-R2; TRM-S5 & TRM-S8	02/02/18
NEMO (TST11294)	TAS 114	2-TRM-18-001; TRM-C12	04/02/18
NEMO (TST11294)	TAS 114	2-TRM-18-001.07.18-1A; TRM-C10, 17	07/16/18
NEMO (TST11294)	TAS 114	2-TRM-18-001.07.18-2A; TRM-C12, 14, 15	07/16/18
NEMO (TST11294)	TAS 114	2L-TRM-18-001; TRM-C21	10/26/18
NEMO (TST11294)	FM 4474	2a-TRM-21-LSWUS-01.A	01/18/22
NEMO (TST6049)	TAS 114	TRM-SC13940.01.18-1B; TRM-LWC-1, 3	01/12/18
NEMO (TST6049)	TAS 114	4L-TRM-18-006.05.18; TRM-A2	05/25/18
NEMO (TST6049)	TAS 114	4L-TRM-18-006.08.18-1; TRM-C1, 3, 4	08/02/18

Entity	Examination	Reference	Date
NEMO (TST6049)	TAS 114	4L-TRM-18-006.08.18-2; TRM-C5	08/02/18
NEMO (TST6049)	TAS 114	4L-TRM-18-006.08.18-3; TRM-C6	08/02/18
NEMO (TST6049)	TAS 114	4L-TRM-18-006.11.18; TRM-A4	11/20/18
NEMO (TST6049)	TAS 114	4i-TRM-21-SSCRT-02.A	11/11/21
NEMO (TST6049)	Criticality testing	4i-DAP-21-SSCRT-01.A.R1	03/03/22
NEMO (TST6049)	Criticality testing	4i-TRM-22-SSCRT-03.A	06/27/22
NEMO (TST6049)	Criticality testing	4i-TRM-22-SSCRT-04.A	10/12/22
PRI (TST5878)	Criticality	TRE-162-20-01	05/26/15
PRI (TST5878)	TAS 114	TRE-162-02-02	06/22/15
PRI (TST5878)	TAS 114	TRE-162-02-03	06/29/15
UL LLC (QUA9625)	Traceability	L14A, MLA	12/27/22
UL, LLC (QUA9625)	Quality Control	Service Confirmation	02/23/18
UL, LLC (QUA9625)	Quality Control	Florida BCIS	Current

4. PRODUCT DESCRIPTION:

This PEER covers **AlphaGuard™ MTS Fluid Applied Roof Systems** installed in accordance with **Tremco CPG, Inc.** published installation instructions and the [Limitations of Use](#) herein.

Type	Product	Material Standard			Plant(s)			
		Reference	Type	Grade				
Fluid-applied Roof Cover	AlphaGuard™ MTS Base Coat	Refer to Table 1B			OH			
	AlphaGuard™ MTS Top Coat				OH			
Reinforcement	AlphaGuard™ Glass Mat				N/A (no codified spec)			Mexico
	PERMAFAB Mat							SC
	PERMAFAB Max							SC
Primer	AlphaGuard™ C-Prime				N/A (no codified spec)			IL
	AlphaGuard™ WB Primer							OH
Asphaltic, Base Sheet or Base Ply	BURmastic Composite Ply HT				ASTM D4601	II	N/A	OH
	BURmastic Composite Ply Premium				ASTM D4601	II	N/A	OH
Base Ply, SBS Modified Bitumen	POWERply 300 Smooth				ASTM D6162	III	S	OH
	POWERply Endure 300 Smooth	ASTM D6162	III	S	OH			
	POWERply Endure 320 Smooth	ASTM D6162	III	S	OH			
	POWERply Standard Smooth	ASTM D6163	I	S	OH			
	POWERply Standard Smooth HW	ASTM D6163	I	S	GA			
	POWERply Endure 100 Smooth	ASTM D6163	III	S	OH			
	POWERply Heavy Duty Base Sheet	ASTM D6163	III	S	OH			
	POWERply 2PM	ASTM D6164	I	S	OH			
	POWERply Endure 200 Smooth	ASTM D6164	I	S	OH			

- 4.2 **AlphaGuard™ MTS Fluid Applied Roof Membrane**, comprised of field-applied base coat, fabric and top coat in accordance with **Tremco CPG, Inc.** published installation instructions, does not have a codified material standard, but meets the intent of the Code-sections set forth in Section 2. The physical properties data below is offered as a point-of-reference for use by the Authority Having Jurisdiction at their discretion.

TABLE 1B: TYPICAL NOMINAL PROPERTIES AT ~90-MIL THICKNESS						
ALPHAGUARD MTS FLUID APPLIED MEMBRANE (CONTROL CONDITION)						
PROPERTY		TEST STANDARD	REINFORCEMENT			
			ALPHAGUARD GLASS-MAT	PERMAFAB MAT	PERMAFAB MAX	
Peak load at 73°F (lbf/in.)	MD	ASTM D5147	102	73	139	
	XMD		91	54	82	
Elongation at Peak Load at 73°F (%)	MD		5	28	67	
	XMD		4	20	52	
Tear strength (lbf)	MD		215	79	112	
	XMD		175	67	96	
Dimensional stability (%)	MD		0	1	0	
	XMD					
Low Temp. Flexibility, °F	MD		Pass -45	Pass -40	Pass -35	
	XMD					
Fungi Resistance			ASTM G21	0 rating (Top Coat only)		

5. LIMITATIONS:

- 5.1 This is a building code evaluation. Neither NEMO ETC, LLC nor Robert Nieminen, P.E. are, in any way, the Designer of Record for any project on which this PEER, or previous versions thereof, is/was used for permitting or design guidance. PEERs are not to be construed as representing any attributes not specifically listed, nor are PEERs to be construed as an endorsement of the subject, or a recommendation for its use. There is no warranty by NEMO ETC, LLC or Robert Nieminen, P.E., express or implied, as to any finding or other matter in this PEER, or as to any product covered by the PEER.
- 5.2 This PEER is exclusively for use in FBC High Velocity Hurricane Zone jurisdictions, as defined in FBC Chapter 2 (Broward and Miami-Dade Counties).
- 5.3 The evaluation herein pertains to above-deck roof components; deck-attachment details pertain to ‘as-tested’ conditions under [Testing Application Standard TAS 114, Appendix J](#). Roof decks shall be in accordance with **FBC HVHZ** requirements to the satisfaction of the Authority Having Jurisdiction.
- 5.4 This PEER does not include evaluation of fire classification. Refer to **FBC HVHZ 1516** for requirements and limitations regarding roof assembly fire classification. Refer to **FBC 2603** for requirements and limitations concerning the use of foam plastic insulation.
- 5.5 This PEER does not include evaluation of roof edge termination. Refer to [Roofing Application Standard RAS 111](#) for requirements and limitations regarding edge securement for low-slope roofs.
- 5.6 Refer to **FBC HVHZ 1521** for requirements and limitations regarding recover installations.
- 5.6.1 For mechanically attached components over existing roof decks, fasteners shall be tested in the existing deck for withdrawal resistance. A qualified design professional shall review the data for comparison to the minimum requirements for the system. Testing shall be in accordance with [Testing Application Standard TAS 105](#).
- 5.6.2 For bonded insulation or membrane over existing substrates in a re-roof (tear off) or recover installation, the existing deck or existing roof surface shall be examined for compatibility with the adhesive to be installed. If any surface conditions exist that bring system performance into question, field uplift testing in accordance with [Testing Application Standard TAS 124](#) shall be conducted on mock-ups of the proposed new roof assembly.
- 5.6.3 For bonded insulation or membrane over existing substrates in a recover installation, the existing roof system shall be capable of resisting project design pressures on its own merit to the satisfaction of the Authority Having Jurisdiction, as documented through field uplift testing in accordance with [Testing Application Standard TAS 124](#).
- 5.7 Refer to Appendix 1 for system attachment requirements for wind load resistance.

- 5.7.1 “MDP” = Maximum Design Pressure is the result of testing for wind load resistance based on allowable wind loads, and reflects the ultimate passing pressure divided by 2 (the 2 to 1 margin of safety per [Testing Application Standard TAS 114](#) has already been applied). Refer to **FBC HVHZ 1620** and [Roofing Application Standard RAS 128](#) for determination of design wind loads.
- 5.7.2 For mechanically attached components, the maximum design pressure for the selected assembly shall meet or exceed at least the Zone 1 PRIME design pressure determined in accordance with **FBC HVHZ 1620** or [Roofing Application Standard RAS 128](#). Elevated pressure zones shall employ an attachment density designed by a qualified design professional to resist the elevated pressure criteria. Analysis shall be in accordance with [Roofing Application Standard RAS 117](#) or [Roofing Application Standard RAS 137](#). **This extrapolation is not permitted for systems marked with an asterisk*.*
- 5.7.3 For assemblies marked with an asterisk*, the maximum design pressure (MDP) limitation shall be applicable to all roof pressure zones. Rational analysis is not permitted.
- 5.8 All components in the roof assembly shall have quality assurance audit in accordance with **F.A.C. Rule 61G20-3**. Refer to the Product Approval of the component manufacturer for components listed in Appendix 1 that are produced by a Product Manufacturer other than the report holder on [Page 1](#) of this PEER.

6. INSTALLATION:

AlphaGuard™ MTS Fluid Applied Roof System shall be installed in accordance with **Tremco CPG, Inc.** published installation instructions, subject to the [Limitations of Use](#) noted herein.

7. BUILDING PERMIT REQUIREMENTS:

As required by the Building Official or Authority Having Jurisdiction to properly evaluate the installation of this product.

8. MANUFACTURING PLANTS:

Contact the named QA entity for manufacturing facilities covered by **F.A.C. Rule 61G20-3** QA requirements. Refer to [Section 4](#) herein for products and production locations having met codified material standards.

9. QUALITY ASSURANCE ENTITY:

[UL \(QUA9625\)](#): (360) 817-5512; bsai.inspections@ul.com

- THE 135-PAGES THAT FOLLOW FORM PART OF THIS PEER -

APPENDIX 1: ATTACHMENT REQUIREMENTS FOR WIND UPLIFT RESISTANCE

TABLE	DECK	APPLICATION	TYPE	DESCRIPTION	PAGE
1A	Wood	New, Re-Roof (Tear-Off), Recover	B-1	Mechanically Attached Base Insulation, Bonded Top Insulation, Bonded Roof Cover	6
1B	Wood	New, Reroof (Tear-Off)	B-2	Mechanically Attached Thermal Barrier, Bonded Temp Roof, Bonded Insulation, Bonded Roof Cover	8
1C	Wood	New, Re-Roof (Tear-Off), Recover	C-1	Mechanically Attached Insulation, Bonded Roof Cover	11
1D	Wood	New, Reroof (Tear-Off) or Recover	D-2	Insulated, Mechanically Attached Base Sheet, Bonded Roof Cover	12
1E	Wood	New, Re-Roof (Tear-Off), Recover	D-2	Insulated, Mechanically Attached PowerFAST, Bonded Roof Cover	13
1F	Wood	New, Re-Roof (Tear-Off)	E-2	Non-Insulated, Mechanically Attached Base Sheet (nails), Bonded Roof Cover	14
1G	Wood	New, Re-Roof (Tear-Off), Recover	E-2	Non-Insulated, Mechanically Attached Base Sheet (screws & plates), Bonded Roof Cover	16
1H	Wood	New, Re-Roof (Tear-Off), Recover	E-2	Non-Insulated, Mechanically Attached PowerFAST, Bonded Roof Cover	16
2A	Steel	New, Re-Roof (Tear-Off)	A-1	Bonded Insulation, Bonded Roof Cover	17
2B	Steel	New, Reroof (Tear-Off)	A-3	Bonded Thermal Barrier, Bonded Vapor Barrier, Bonded Insulation, Bonded Roof Cover	29
2C	Steel or Structural concrete	New, Re-Roof (Tear-Off), Recover	B-1	Mechanically Attached Base Insulation, Bonded Top Insulation, Bonded Roof Cover	33
2D	Steel	New, Reroof (Tear-Off)	B-2	Mechanically Attached Thermal Barrier, Bonded Vapor Barrier, Bonded Insulation, Bonded Roof Cover	53
2E	Steel or Structural concrete	New, Re-Roof (Tear-Off), Recover	C-1	Mechanically Attached Insulation, Bonded Roof Cover	81
2F	Steel	New, Reroof (Tear-Off) or Recover	D-2	Insulated, Mechanically Attached Base Sheet, Bonded Roof Cover	86
2G	Steel	New, Re-Roof (Tear-Off), Recover	D-2	Insulated, Mechanically Attached PowerFAST, Bonded Roof Cover	87
3A	Structural concrete	New, Re-Roof (Tear-Off)	A-1	Bonded Insulation, Bonded Roof Cover	89
3B	Structural concrete	New, Re-Roof (Tear-Off)	F	Non-Insulated, Bonded Roof Cover	93
4A	Deck with lightweight concrete	Reroof (Tear-Off)	A-1	LWC to Deck, Bonded Insulation, Bonded Roof Cover	94
4B	Deck with lightweight concrete	New, Reroof (Tear-Off)	B-3	Mechanically Attached Anchor Sheet, Bonded Insulation, Bonded Roof Cover	95
4C	Deck with lightweight concrete	Reroof (Tear-Off) or Recover	C-1	LWC to Deck, Mechanically Attached Insulation, Bonded Roof Cover	96
4D	Deck with lightweight concrete	New, Re-Roof (Tear-Off)	E-2	LWC to Deck, Mechanically Attached Base Sheet, Bonded Roof Cover	108
4E	Deck with lightweight concrete	New, Re-Roof (Tear-Off) or Recover	E-2	LWC to Deck, Mechanically Attached PowerFAST, Bonded Roof Cover	112
4F	Deck with lightweight concrete	New, Re-Roof (Tear-Off)	F	LWC to Deck, Bonded Roof Cover	113
4G	Deck with lightweight concrete	New, Re-Roof (Tear-Off)	F	Vapor Barrier to Deck, LWC to Vapor Barrier, Bonded Roof Cover	114
5A	Cementitious wood fiber	New, Reroof (Tear-Off)	A-1	Bonded Insulation, Bonded Roof Cover	116
5B	Cementitious wood fiber	New, Reroof (Tear-Off) or Recover	B-3	Mechanically Attached Anchor Sheet, Bonded Insulation, Bonded Roof Cover	117
6A	Existing gypsum	Re-Roof (Tear-Off)	A-1	Bonded Insulation, Bonded Roof Cover	120
6B	Existing gypsum	Re-Roof (Tear-Off)	A-1	Bonded Vapor Barrier, Bonded Insulation, Bonded Roof Cover	122
6C	Existing gypsum	Re-Roof (Tear-Off)	B-3	Mechanically Attached Anchor Sheet, Bonded Insulation, Bonded Roof Cover	125
6D	Existing gypsum	Re-Roof (Tear-Off)	E-2	LWC to Deck, Mechanically Attached Base Sheet, Bonded Roof Cover	127
7A	Various	Recover	A-1	Bonded Insulation, Bonded Roof Cover	130
7B	Various	Recover	F	Non-Insulated, Bonded Roof Cover	135
7C	Concrete	Recover	F	LWC to Existing Roof, Bonded Roof Cover	135

The following notes apply to the systems outlined herein:

- 1 The roof system evaluation herein pertains to above-deck roof components. Roof decks and structural members shall be in accordance with FBC HVHZ requirements to the satisfaction of the Authority Having Jurisdiction. Deck-attachment details pertain to 'as-tested' conditions under Testing Application Standard TAS 114, Appendix J.

2 Unless otherwise noted, fasteners and stress plates shall be as follows. Fastener shall be of sufficient length for the following engagements:

FASTENER/PLATE OPTIONS				
DECK TYPE	BY	FBC HVHZ	PARTS	MINIMUM ENGAGEMENT
Wood	Tremco CPG	N/A	Tremco #12 DP or Tremco #14 HD with Tremco 3" Metal Insulation Plate or Tremco #1211 Fastener or Tremco #1410 Fastener with Tremco Disc 3 in. Steel Stress Plate or Tremco Disc Ribbed 3 in. Steel Stress Plate	Minimum ¾-inch plywood penetration or wood plank embedment
	Altenloh, Brinck and Co. U.S., Inc.	22-1214.02	Trufast #12 DP or Trufast #14 HD with Trufast 3" Metal Insulation Plate	
	OMG, Inc.	22-0614.06	OMG #12 Standard or OMG #14 Heavy Duty with OMG 3 in. Galvalume Steel Plate or 3 in. Ribbed Galvalume Plate	
Steel	Tremco CPG	N/A	Tremco #12 DP or Tremco #14 HD with Tremco 3" Metal Insulation Plate or Tremco #1211 Fastener or Tremco #1410 Fastener with Tremco Disc 3 in. Steel Stress Plate or Tremco Disc Ribbed 3 in. Steel Stress Plate	Minimum ¾-inch steel penetration and engage the top flute of the steel deck
	Altenloh, Brinck and Co. U.S., Inc.	22-1214.02	Trufast #12 DP or Trufast #14 HD with Trufast 3" Metal Insulation Plate	
	OMG, Inc.	22-0614.06	OMG #12 Standard or OMG #14 Heavy Duty with OMG 3 in. Galvalume Steel Plate or 3 in. Ribbed Galvalume Plate	
Structural Concrete	Tremco CPG	N/A	Tremco #14 HD with Tremco 3" Metal Insulation Plate or Tremco #1410 Fastener with Tremco Disc 3 in. Steel Stress Plate or Tremco Disc Ribbed 3 in. Steel Stress Plate	Minimum 1-inch embedment. Fastener installed with a pilot hole in accordance with the fastener manufacturer's published installation instructions
	Altenloh, Brinck and Co. U.S., Inc.	22-1214.02	Trufast #14 HD with Trufast 3" Metal Insulation Plate	
	OMG, Inc.	22-0614.06	OMG #14 Heavy Duty or CD-10 with OMG 3 in. Galvalume Steel Plate or 3 in. Ribbed Galvalume Plate	

- 3 Unless otherwise noted, insulation may be any one layer or combination of FBC Approved (Local or Statewide) board(s) that meet FBC HVHZ 1516 and, for foam plastic, FBC Chapter 26, when installed with the roof cover.
- 4 Minimum 200 psi, minimum 2-inch thick FBC HVHZ Approved lightweight insulating concrete may be substituted for, or installed below, rigid insulation board for System Types B-1, C-1, C-2, D-1 or D-2, whereby fasteners are installed through the lightweight insulating concrete to engage the structural deck. The structural deck shall be of equal or greater type, thickness and strength to the steel and structural concrete deck listings. Roof decks and structural members shall be in accordance with FBC requirements to the satisfaction of the Authority Having Jurisdiction. This is a wind uplift resistance allowance and does not purport to address non-wind-uplift-related issues, such as deck venting or moisture levels within the LWIC and the potential effect on overlying components. If mechanical attachment to the structural deck through lightweight insulating concrete is proposed, field withdrawal resistance testing shall be performed to confirm equivalent or determine enhanced fastening patterns and density. All testing and fastening design shall be in compliance with [Testing Application Standard](#) TAS 105 and [Roofing Application Standard](#) RAS 117 and/or RAS 137. Calculations shall be prepared, signed and sealed by a qualified design professional.
- 5 Preliminary insulation attachment: Unless otherwise noted, use FBC HVHZ Approved roofing fasteners and plates; minimum four per 4 x 8 ft board or minimum two per 4 x 4 ft board.
- 6 Unless otherwise noted, insulation adhesive application rates are as follows.
- Ribbon or bead width is at the time of application; the ribbons/beads shall expand as noted in the manufacturer's published instructions.
 - When multiple layers(s) of insulation and/or coverboard are installed in ribbon-applied adhesive, board joints shall be staggered.
 - The maximum edge distance from the adhesive ribbon to the edge of the insulation board shall be not less than one-half the specified ribbons spacing.
 - If applying hot asphalt to concrete deck, deck shall be primed with ASTM D41 primer.

INSULATION ADHESIVE REFERENCES				
BY	ADHESIVE	REFERENCE	MINIMUM RATE	NOTE
Tremco CPG	Tremco Low Rise Foam Insulation Adhesive	LRFIA	Continuous ribbons, 12-inch o.c.	<i>Refer to Note 19 for allowable alternates</i>
	Tremco Low Rise Foam Insulation Adhesive (BG)	LRFIA(BG)	Continuous ribbons, 12-inch o.c.	
	Tremco PSF Adhesive	PSFA	Continuous ribbons, 12-inch o.c.	
Generic	Hot asphalt		Full coverage at 25-30 lbs/square	

- 7 Unless otherwise noted, all insulations are flat-stock or taper board of the minimum thickness noted. Tapered polyisocyanurate at the following thickness limitations may be substituted with the following Maximum Design Pressure (MDP) limitations. In no case shall these values be used to 'increase' the MDP listings in the tables; rather if MDP listing below meets or exceeds that listed for a particular system in the tables, then the thinner board listed below may be used as a drop-in for the equivalent thicker material listed in the table.

MDP LIMITATIONS FOR TAPERED POLYISOCYANURATE INSULATIONS				
ADHESIVE	INSULATION		MIN. TAPERED THICKNESS (IN)	MDP (psf)
	LISTED PRODUCT	FBC HVHZ		
LRFIA or LRFIA(BG)	Any polyisocyanurate listed with adhesive herein	Various	0.5	-157.5

- 8 Bonded polyisocyanurate insulation boards shall be maximum 4 x 4 ft.
- 9 For mechanically attached components, the maximum design pressure for the selected assembly shall meet or exceed at least the Zone 1 PRIME design pressure determined in accordance with FBC HVHZ 1620 or [Roofing Application Standard](#) RAS 128. Elevated pressure zones shall employ an attachment density designed by a qualified design professional to resist the elevated pressure criteria in accordance with [Roofing Application Standard](#) RAS 117 or [Roofing Application Standard](#) RAS 137. *This extrapolation is not permitted for systems marked with an asterisk*
- 10 For assemblies marked with an asterisk*, the maximum design pressure for the selected assembly shall meet or exceed critical design pressure determined in accordance with FBC Chapter 16. No rational analysis is permitted for these systems.
- 11 For mechanically attached components over existing decks, fasteners shall be tested in the existing deck for withdrawal resistance in accordance with [Testing Application Standard](#) TAS 105. A qualified design professional shall review the data for comparison to the minimum requirements for the system. Should the fastener resistance be less than that required, a revised fastener spacing – prepared, signed and sealed by a qualified design professional in accordance with [Roofing Application Standard](#) RAS 117 or [Roofing Application Standard](#) RAS 137 – may be submitted to the Building Official for review and acceptance.
- 12 Refer to FBC HVHZ 1521 for requirements and limitations regarding recover installations. For bonded insulation or membrane over existing substrates in a re-roof (tear off) or recover installation, the existing deck or existing roof surface shall be examined for compatibility with the adhesive to be installed. If any surface conditions exist that bring system performance into question, field uplift testing shall be conducted on mock-ups of the proposed new roof assembly. For bonded insulation or membrane over existing substrates in a recover installation, the existing roof system shall be capable of resisting project design pressures on its own merit to the satisfaction of the Authority Having Jurisdiction, as documented through field uplift testing in accordance with [Testing Application Standard](#) TAS 124.
- 13 For Structural Concrete Deck or Recover Applications using System Type C-1 the base insulation layer is optional and for System Type C-2, D-1 or D-2, the insulation is optional. Alternatively, an FBC HVHZ Approved insulation board or coverboard may be used as a separation layer. Board products shall be preliminarily attached prior to roof cover installation ([Note 5](#)). The separator component shall be documented as meeting FBC HVHZ 1516 and, for foam plastic, FBC Chapter 26, when installed with the roof cover in Recover applications.
- 14 Lightweight insulating concrete (LWIC) shall be cast in accordance with FBC Section 1917 to the satisfaction of the Authority Having Jurisdiction. For systems where specific LWIC is referenced, refer to current LWIC FBC HVHZ Product Approval for specific deck construction and limitations. Unless otherwise noted, for systems where specific LWIC is not referenced, the minimum design mix shall be 300 psi. In all cases, the minimum top-coat thickness is 2-inches. For LWIC over structural concrete, reference is made to FBC Section 1917.4.1, Point 1. For “pre-existent” LWIC references, listings were established through testing over lightweight concrete cast using only foaming agent (ASTM C896), water and Portland cement (ASTM C150), with no proprietary additives, in accordance with procedures adopted by Miami-Dade BCCO (FBC CER1592). Use of these listings in new construction or re-roof (tear-off) applications is at the discretion of the Designer or Record and Authority Having Jurisdiction.
- 15 For bonded membrane applications, unless otherwise noted, refer to the following.

MEMBRANE / ADHESIVE COMBINATIONS			
REFERENCE	LAYER	MATERIAL	APPLICATION
BP-CA4	Base Ply or Ply:	BURmastic Composite Ply HT, BURmastic Composite Ply Premium, BURmastic Composite Ply HT Green, BURmastic Composite Ply Premium	Tremco LR Adhesive [LRA], ribbons spaced per Tables
BP-CA5	Base Ply or Ply:	BURmastic Composite Ply HT, BURmastic Composite Ply Premium	POWERply Endure BIO
SBS-CA5	Base Ply or Ply:	POWERply 300 Smooth, POWERply Endure 300 Smooth, POWERply Endure 320 Smooth, POWERply Standard Smooth, POWERply Endure 100 Smooth, POWERply Heavy Duty Base, POWERply 2PM, POWERply Endure 200 Smooth	Adhesive TF at full-coverage, 2.0 gal/square
BP-CA6	Base Ply or Ply:	BURmastic Composite Ply HT, BURmastic Composite Ply Premium	BURmastic Adhesive MC at full-coverage, 2.0 gal/square
SBS-CA6	Base Ply or Ply:	POWERply 300 Smooth, POWERply Endure 300 Smooth, POWERply Endure 320 Smooth, POWERply Standard Smooth, POWERply Endure 100 Smooth, POWERply Heavy Duty Base, POWERply 2PM, POWERply Endure 200 Smooth	

MEMBRANE / ADHESIVE COMBINATIONS			
REFERENCE	LAYER	MATERIAL	APPLICATION
BP-AA	Base Ply or Ply:	BURmastic Composite Ply HT, BURmastic Composite Ply Premium	Hot asphalt at 20-40 lbs/square
SBS-AA	Base Ply or Ply:	POWERply 300 Smooth, POWERply Endure 300 Smooth, POWERply Endure 320 Smooth, POWERply Standard Smooth, POWERply Endure 100 Smooth, POWERply Heavy Duty Base, POWERply 2PM, POWERply Endure 200 Smooth	
BP-SEBS	Base Ply or Ply:	BURmastic Composite Ply HT, BURmastic Composite Ply Premium	THERMastic 80 at 25-30 lbs/square
SBS-SEBS	Base Ply or Ply:	POWERply 300 Smooth, POWERply Endure 300 Smooth, POWERply Endure 320 Smooth, POWERply Standard Smooth, POWERply Endure 100 Smooth, POWERply Heavy Duty Base, POWERply 2PM, POWERply Endure 200 Smooth	
SBS-TA	Base Ply or Ply:	POWERply Standard Smooth HW	Torch-Applied
AlphaGuard™ MTS Fluid Applied Roof System	Cap Ply:	AlphaGuard™ MTS Base Coat applied at a rate of 3 to 6 gal/square, followed by AlphaGuard™ Glass Mat, PERMAFAB Mat or PERMAFAB Max wet-laid into the base coat, providing 4 in. wide laps. AlphaGuard™ MTS Top Coat applied at a rate of 1 to 5 gal/square. An optional additional coat of AlphaGuard™ MTS Top Coat to 20 mil wet-film thickness, with 20-40 mesh silica scan broadcast at 10-15 lbs/sq., and back-rolled into freshly applied non-skid coat may be applied for non-skid applications. Refer to Tremco Incorporated published installation instructions. Modified bitumen base ply membranes may be optionally primed with AlphaGuard WB Primer prior to installation of AlphaGuard™ MTS Base Coat	

15A Unless otherwise noted, side-laps in PowerFAST systems are sealed as follows. The adhesive is applied over the seam-plate row and troweled to an even film thickness over the entire lap area.

POWERFAST SIDE LAPS	
ADHESIVE	RATE
POWERply Endure BIO Adhesive TF	75 lineal feet / gallon
Tremco LF Adhesive	26 lineal feet / 1.5 liter cartridge

15B For Base Ply applications BP-CA5 and BP-CA6, substrates of Structodek HD with Primed Red Coating, DensDeck, DensDeck Prime, DEXcell FA Glass Mat Roof Board and SECUROCK Gypsum-Fiber Roof Board may be primed with DETEC “TruGround Conductive Primer” prior to Base Ply installation.

16 Vapor barrier options for use over steel deck followed by bonded insulation carry the following MDP limitations. The lesser of the MDP listings below vs. that of the selected assembly applies.

VAPOR BARRIER OPTIONS; STEEL DECK; FOLLOWED BY ADHESIVE-APPLIED INSULATION PER TABLE 3A:					
OPTION #	PRIMER	VAPOR BARRIER		ADHESIVE PER TABLE 2A (NOTES 6,7,8)	MDP (PSF)
		TYPE	APPLICATION		
S-VB-1.	(Optional) Tremco AVC Membrane Primer or AVC Membrane Primer (WB)	Tremco AVC Max	Self-adhering	LRFIA or LRFIA(BG) or PSFA, 6-inch o.c.	-90.0

17 Vapor barrier options for use over structural concrete deck followed by bonded insulation carry the following MDP limitations. The lesser of the MDP listings below vs. that of the selected assembly applies.

VAPOR BARRIER OPTIONS; STRUCTURAL CONCRETE DECK; FOLLOWED BY ADHESIVE-APPLIED INSULATION PER TABLE 3A:					
OPTION #	PRIMER	VAPOR BARRIER		ADHESIVE PER TABLE 3A (NOTES 6,7,8)	MDP (PSF)
		TYPE	APPLICATION		
C-VB-1.	Tremco AVC Membrane Primer	Tremco AVC Membrane	Self-adhering	LRFIA or LRFIA(BG)	-150.0
C-VB-2.	Tremco AVC Membrane Primer or Tremco AVC Membrane Primer (WB)	Tremco AVC Max	Self-adhering	LRFIA or LRFIA(BG)	-150.0
C-VB-3.	ASTM D41	THERMglas IV, THERMglas Premium VI	hot asphalt	hot asphalt	-225.0
C-VB-4.	None	BURmastic Composite Ply HT, BURmastic Composite Ply Premium, BURmastic Composite Ply HT Green, BURmastic Composite Ply Premium Green	BURmastic Adhesive MC at 2 gal/square	LRFIA or LRFIA(BG)	-250.0
C-VB-5.	None	BURmastic Composite Ply HT, BURmastic Composite Ply Premium, BURmastic Composite Ply HT Green, BURmastic Composite Ply Premium Green	POWERply Endure BIO Adhesive TF at 2 gal/square	LRFIA or LRFIA(BG)	-262.5

VAPOR BARRIER OPTIONS; STRUCTURAL CONCRETE DECK; FOLLOWED BY ADHESIVE-APPLIED INSULATION PER TABLE 3A:						
OPTION #	PRIMER	VAPOR BARRIER		ADHESIVE PER TABLE 3A (NOTES 6,7,8)	MDP (PSF)	
		TYPE	APPLICATION			
C-VB-6.	None	POWERply Standard Smooth, POWERply Endure 100 Smooth, POWERply Endure 200 Smooth		POWERply Endure BIO Adhesive TF at 2 gal/sq.	LRFIA or LRFIA(BG)	-292.5
C-VB-7.	TREMprime WB Primer	POWERply Standard Smooth HW		Torch-applied	LRFIA or LRFIA(BG)	-345.0

- 18 For System Types B-1, B-2, C-1, C-2, D-1 or Type D-2, an optional thermal barrier and/or Tremco AVC Membrane or Tremco AVC Max (self-adhering) may be installed atop the roof deck prior to installation of the insulation and roof cover. Refer to [FM Loss Prevention Data Sheet](#) 1-29 for design and installation limitations.
- 19 The following products are interchangeable within the scope of this Evaluation Report:

ACCEPTABLE ALTERNATES				
SUB-CATEGORY	BY	LISTED PRODUCT HEREIN	ALTERNATE	
			PRODUCT	FBC HVHZ
ADHESIVES	Tremco CPG	Tremco Low Rise Foam Insulation Adhesive	Tremco Low Rise Green Foam Insulation Adhesive	N/A
			Millennium One Step Foamable Adhesive	
			Millennium One Step Green Foamable Adhesive	
		Tremco Low Rise Foam Insulation Adhesive (BG)	Millennium PG-1 Pump Grade Adhesive	
		Tremco LR Adhesive	Millennium PG-1 Pump Grade Adhesive	
ROOFING INSULATION	Tremco CPG	Trisotech G	ACFoam II	23-0207.02
		Trisotech CGF	ACFoam III	
		Trisotech	ENRGY 3	
	Georgia-Pacific Gypsum	DensDeck Prime	DensDeck StormX Prime Roof Board	18-0501.05
ROOFING FASTENER	Tremco CPG	Tremco #12 DP Fastener	Trufast #12 DP	22-1214.02
		Tremco #14 HD Fastener	Trufast #14 HD	
		Tremco #15 EHD Fastener	Trufast #15 EHD	
		Tremco FM-90 Base Sheet Fastener	Trufast FM-90 Base Sheet Fastener	
		Tremco Twin Loc-Nail Assembled Fastener	Trufast Twin Loc-Nail Assembled Fastener	
		Tremco 2" Barbed Seam Plate	Trufast 2" Barbed Metal Seam Plate	
		Tremco 2.4" Barbed Seam Plate	Trufast 2.4" Scoop Seam Plate	
		Tremco 3" Metal Insulation Plate	Trufast 3" Metal Insulation Plate	
		Tremco #1211 Fastener	OMG #12 Standard	22-0614.06
		Tremco #1410 Fastener	OMG #14 Heavy Duty	
		Tremco #1510 XHD Fastener	OMG XHD Fastener	
		Tremco Disc 3 in. Steel Stress Plate	OMG 3 in. Galvalume Steel Plate	
		Tremco Disc Ribbed 3 in. Steel Stress Plate	OMG 3 in. Ribbed Galvalume Plate	

- 20 "MDP" = Maximum Design Pressure is the result of testing for wind load resistance based on allowable wind loads. Refer to FBC (HVHZ) 1620 and Roofing Application Standard RAS 128 for determination of design wind loads. ([Notes 9 and 10](#))

TABLE 1A: WOOD DECKS – NEW CONSTRUCTION, REROOF (TEAR-OFF) OR RECOVER
SYSTEM TYPE B-1: MECHANICALLY ATTACHED BASE INSULATION, BONDED TOP INSULATION, BONDED ROOF COVER

System No.	Deck (Note 1)	Base Insulation Layer			Top Insulation Layer (s)		Roof Cover (Note 15)			MDP (psf)
		Type	Fastener (Note 2, Note 11)	Attach	Type	Attach (Notes 6,7,8)	Base Ply	Ply	LARS	
BURMASTIC ADHESIVE MC APPLIED BASE PLY:										
W-1.	Min. 19/32-inch CDX plywood; 24" span; 8d ring shank nails, 6" o.c.	Min. 2-inch Trisotech G, Trisotech CGF, Trisotech, EnergyGuard Polyiso Insulation, ISO 95+ GL, RESISTA, Multi-Max FA3	Tremco #15 EHD with Tremco 3" Metal Insulation Plate	1 per 2.0 ft ²	<u>Additional Insulation Layer(s)</u> : (Optional) Min. 1-inch base insulation <u>Coverboard</u> : Min. 0.125-inch TremBoard AC	LRFIA or LRFIA(BG)	BP-CA6 or SBS-CA6	(Optional) One or more BP-CA6 or SBS-CA6	AlphaGuard MTS Fluid Applied Roof System	-52.5
W-2.	Min. 19/32-inch CDX plywood; 24" span; 8d ring shank nails, 6" o.c.	Min. 2-inch Trisotech G, Trisotech CGF, Trisotech, EnergyGuard Polyiso Insulation, ISO 95+ GL, RESISTA or Multi-Max FA3	Tremco #15 EHD with Tremco 3" Metal Insulation Plate	1 per 2.0 ft ²	<u>Additional Insulation Layer(s)</u> : (Optional) Min. 1-inch base insulation <u>Coverboard</u> : Min. 0.5-inch DensDeck Prime or SECUROCK Gypsum-Fiber Roof Board	LRFIA or LRFIA(BG)	BP-CA6 or SBS-CA6	(Optional) One or more BP-CA6 or SBS-CA6	AlphaGuard MTS Fluid Applied Roof System	-60.0
W-3.	Min. 19/32-inch CDX plywood; 24" span; #10 wood screws, 6" o.c.	Min. 2-inch Trisotech G, Trisotech CGF, Trisotech, EnergyGuard Polyiso Insulation, ISO 95+ GL, RESISTA or Multi-Max FA3	Tremco #15 EHD with Tremco 3" Metal Insulation Plate	1 per 1.0 ft ²	<u>Additional Insulation Layer(s)</u> : (Optional) Min. 1-inch base insulation <u>Coverboard</u> : Min. 0.5-inch DensDeck Prime or SECUROCK Gypsum-Fiber Roof Board	LRFIA or LRFIA(BG), 6-inch o.c.	BP-CA6 or SBS-CA6	(Optional) One or more BP-CA6 or SBS-CA6	AlphaGuard MTS Fluid Applied Roof System	-82.5
W-4.	Min. 19/32-inch CDX plywood; 24" span; 8d ring shank nails, 6" o.c.	Min. 2-inch Trisotech G or Trisotech CGF	Tremco #15 EHD with Tremco 3" Metal Insulation Plate	1 per 2.0 ft ²	<u>Additional Insulation Layer(s)</u> : (Optional) Min. 1-inch base insulation <u>Coverboard</u> : Min. 0.125-inch TremBoard AC	PSFA	BP-CA6 or SBS-CA6	(Optional) One or more BP-CA6 or SBS-CA6	AlphaGuard MTS Fluid Applied Roof System	-52.5
W-5.	Min. 19/32-inch CDX plywood; 24" span; 8d ring shank nails, 6" o.c.	Min. 2-inch Trisotech G or Trisotech CGF	Tremco #15 EHD with Tremco 3" Metal Insulation Plate	1 per 2.0 ft ²	<u>Additional Insulation Layer(s)</u> : (Optional) Min. 1-inch base insulation <u>Coverboard</u> : Min. 0.5-inch DensDeck Prime or SECUROCK Gypsum-Fiber Roof Board	PSFA	BP-CA6 or SBS-CA6	(Optional) One or more BP-CA6 or SBS-CA6	AlphaGuard MTS Fluid Applied Roof System	-60.0
W-6.	Min. 19/32-inch CDX plywood; 24" span; #10 wood screws, 6" o.c.	Min. 2-inch Trisotech G or Trisotech CGF	Tremco #15 EHD with Tremco 3" Metal Insulation Plate	1 per 1.0 ft ²	<u>Additional Insulation Layer(s)</u> : (Optional) Min. 1-inch base insulation <u>Coverboard</u> : Min. 0.5-inch DensDeck Prime or SECUROCK Gypsum-Fiber Roof Board	PSFA, 6-inch o.c.	BP-CA6 or SBS-CA6	(Optional) One or more BP-CA6 or SBS-CA6	AlphaGuard MTS Fluid Applied Roof System	-82.5
POWERPLY ENDURE BIO ADHESIVE TF APPLIED BASE PLY:										
W-7.	Min. 19/32-inch CDX plywood; 24" span; 8d ring shank nails, 6" o.c.	Min. 2-inch Trisotech G, Trisotech CGF, Trisotech, EnergyGuard Polyiso Insulation, ISO 95+ GL, RESISTA, Multi-Max FA3	Tremco #15 EHD with Tremco 3" Metal Insulation Plate	1 per 2.0 ft ²	<u>Additional Insulation Layer(s)</u> : (Optional) Min. 1-inch base insulation <u>Coverboard</u> : Min. 0.125-inch TremBoard AC	LRFIA or LRFIA(BG)	BP-CA5, SBS-CA5	(Optional) One or more BP-CA5, SBS-CA5	AlphaGuard MTS Fluid Applied Roof System	-52.5

TABLE 1A: WOOD DECKS – NEW CONSTRUCTION, REROOF (TEAR-OFF) OR RECOVER
SYSTEM TYPE B-1: MECHANICALLY ATTACHED BASE INSULATION, BONDED TOP INSULATION, BONDED ROOF COVER

System No.	Deck (Note 1)	Base Insulation Layer			Top Insulation Layer (s)		Roof Cover (Note 15)			MDP (psf)
		Type	Fastener (Note 2, Note 11)	Attach	Type	Attach (Notes 6,7,8)	Base Ply	Ply	LARS	
W-8.	Min. 19/32-inch CDX plywood; 24" span; 8d ring shank nails, 6" o.c.	Min. 2-inch Trisotech G, Trisotech CGF, Trisotech, EnergyGuard Polyiso Insulation, ISO 95+ GL, RESISTA or Multi-Max FA3	Tremco #15 EHD with Tremco 3" Metal Insulation Plate	1 per 2.0 ft ²	<u>Additional Insulation Layer(s)</u> : (Optional) Min. 1-inch base insulation <u>Coverboard</u> : Min. 0.5-inch DensDeck Prime or SECUROCK Gypsum-Fiber Roof Board	LRFIA or LRFIA(BG)	BP-CA5, SBS-CA5	(Optional) One or more BP-CA5, SBS-CA5	AlphaGuard MTS Fluid Applied Roof System	-60.0
W-9.	Min. 19/32-inch CDX plywood; 24" span; #10 wood screws, 6" o.c.	Min. 2-inch Trisotech G, Trisotech CGF, Trisotech, EnergyGuard Polyiso Insulation, ISO 95+ GL, RESISTA or Multi-Max FA3	Tremco #15 EHD with Tremco 3" Metal Insulation Plate	1 per 1.0 ft ²	<u>Additional Insulation Layer(s)</u> : (Optional) Min. 1-inch base insulation <u>Coverboard</u> : Min. 0.5-inch DensDeck Prime or SECUROCK Gypsum-Fiber Roof Board	LRFIA or LRFIA(BG), 6-inch o.c.	BP-CA5, SBS-CA5	(Optional) One or more BP-CA5, SBS-CA5	AlphaGuard MTS Fluid Applied Roof System	-82.5
W-10.	Min. 19/32-inch CDX plywood; 24" span; 8d ring shank nails, 6" o.c.	Min. 2-inch Trisotech G or Trisotech CGF	Tremco #15 EHD with Tremco 3" Metal Insulation Plate	1 per 2.0 ft ²	<u>Additional Insulation Layer(s)</u> : (Optional) Min. 1-inch base insulation <u>Coverboard</u> : Min. 0.125-inch TremBoard AC	PSFA	BP-CA5, SBS-CA5	(Optional) One or more BP-CA5, SBS-CA5	AlphaGuard MTS Fluid Applied Roof System	-52.5
W-11.	Min. 19/32-inch CDX plywood; 24" span; 8d ring shank nails, 6" o.c.	Min. 2-inch Trisotech G or Trisotech CGF	Tremco #15 EHD with Tremco 3" Metal Insulation Plate	1 per 2.0 ft ²	<u>Additional Insulation Layer(s)</u> : (Optional) Min. 1-inch base insulation <u>Coverboard</u> : Min. 0.5-inch DensDeck Prime or SECUROCK Gypsum-Fiber Roof Board	PSFA	BP-CA5, SBS-CA5	(Optional) One or more BP-CA5, SBS-CA5	AlphaGuard MTS Fluid Applied Roof System	-60.0
W-12.	Min. 19/32-inch CDX plywood; 24" span; #10 wood screws, 6" o.c.	Min. 2-inch Trisotech G or Trisotech CGF	Tremco #15 EHD with Tremco 3" Metal Insulation Plate	1 per 1.0 ft ²	<u>Additional Insulation Layer(s)</u> : (Optional) Min. 1-inch base insulation <u>Coverboard</u> : Min. 0.5-inch DensDeck Prime or SECUROCK Gypsum-Fiber Roof Board	PSFA, 6-inch o.c.	BP-CA5, SBS-CA5	(Optional) One or more BP-CA5, SBS-CA5	AlphaGuard MTS Fluid Applied Roof System	-82.5

TABLE 1b: WOOD DECKS - NEW CONSTRUCTION, REROOF (TEAR-OFF)
SYSTEM TYPE B-2: MECHANICALLY ATTACHED THERMAL BARRIER, BONDED TEMP ROOF, BONDED TOP INSULATION, BONDED ROOF COVER

System No.	Deck (Note 1)	Thermal Barrier			Temp Roof (Note 15)	Insulation Layer(s)		Roof Cover (Note 15)			MDP (psf)
		Type	Fastener (Note 2, Note 11)	Attach		Type	Attach (Notes 6,7,8)	Base Ply	Ply	LARS	
BURMASTIC ADHESIVE MC APPLIED BASE PLY:											
W-13.	Min. 19/32-inch (new) or min. 15/32-inch (existing) plywood; 24" span; 8d ring shank nails, 6" o.c.	Min. 0.5-inch DensDeck Prime or SECUROCK Gypsum-Fiber Roof Board	Dekfast DF-#14-PH3 with Dekfast PLT-R-3, Tremco #1410 Fastener with Tremco Disc 3 in. Steel Stress Plate or Tremco #14 HD Fastener with Tremco 3" Metal Insulation Plate	1 per 2.0 ft ²	BP-CA5 or SBS-CA5	<u>Insulation Layer(s)</u> : One or more, min. 1-inch Trisotech G, Trisotech CGF, EnergyGuard Polyiso Insulation, Trisotech, H-Shield, ISO 95+ GL, Multi-Max FA3, RESISTA, UltraMax or Styrofoam Brand Roofmate, Highload 60 or Plazamate <u>Coverboard</u> : Min. 0.5-inch DensDeck Prime, SECUROCK Gypsum Fiber Roof Board or SECUROCK Cement Roof Board or min. 7/16-inch DEXcell Cement Roof Board	LRFIA or LRFIA(BG)	BP-CA6 or SBS-CA6	(Optional) One or more BP-CA6 or SBS-CA6	AlphaGuard MTS Fluid Applied Roof System	-45.0*
W-14.	Min. 19/32-inch (new) or min. 15/32-inch (existing) plywood; 24" span; 8d ring shank nails, 6" o.c.	Min. 0.5-inch SECUROCK Gypsum-Fiber Roof Board	Dekfast DF-#14-PH3 with Dekfast PLT-R-3, Tremco #1410 Fastener with Tremco Disc 3 in. Steel Stress Plate or Tremco #14 HD Fastener with Tremco 3" Metal Insulation Plate	1 per 2.0 ft ²	Tremco AVC Membrane Primer or AVC Membrane Primer (WB) followed by Tremco AVC Max	<u>Insulation Layer(s)</u> : One or more, min. 1-inch Trisotech G, Trisotech CGF, EnergyGuard Polyiso Insulation, Trisotech, H-Shield, ISO 95+ GL, Multi-Max FA3, RESISTA, UltraMax or Styrofoam Brand Roofmate, Highload 60 or Plazamate <u>Coverboard</u> : Min. 0.5-inch DensDeck Prime, SECUROCK Gypsum Fiber Roof Board or SECUROCK Cement Roof Board or min. 7/16-inch DEXcell Cement Roof Board	LRFIA or LRFIA(BG)	BP-CA6 or SBS-CA6	(Optional) One or more BP-CA6 or SBS-CA6	AlphaGuard MTS Fluid Applied Roof System	-45.0*
W-15.	Min. 19/32-inch (new) or min. 15/32-inch (existing) plywood; 24" span; #8 wood screws, 6" o.c.	Min. 0.5-inch DensDeck Prime or SECUROCK Gypsum-Fiber Roof Board	Dekfast DF-#14-PH3 with Dekfast PLT-R-3, Tremco #1410 Fastener with Tremco Disc 3 in. Steel Stress Plate or Tremco #14 HD Fastener with Tremco 3" Metal Insulation Plate	1 per 1.3 ft ²	BP-CA5 or SBS-CA5	<u>Insulation Layer(s)</u> : One or more, min. 1-inch Trisotech G, Trisotech CGF, EnergyGuard Polyiso Insulation, Trisotech, H-Shield, ISO 95+ GL, Multi-Max FA3, RESISTA, UltraMax or Styrofoam Brand Roofmate, Highload 60 or Plazamate <u>Coverboard</u> : Min. 0.5-inch DensDeck Prime, SECUROCK Gypsum Fiber Roof Board or SECUROCK Cement Roof Board or min. 7/16-inch DEXcell Cement Roof Board	LRFIA or LRFIA(BG), 6-inch o.c.	BP-CA6 or SBS-CA6	(Optional) One or more BP-CA6 or SBS-CA6	AlphaGuard MTS Fluid Applied Roof System	-90.0
W-16.	Min. 19/32-inch (new) or min. 15/32-inch (existing) plywood; 24" span; 8d ring shank nails, 6" o.c.	Min. 0.5-inch DensDeck Prime or SECUROCK Gypsum-Fiber Roof Board	Dekfast DF-#14-PH3 with Dekfast PLT-R-3, Tremco #1410 Fastener with Tremco Disc 3 in. Steel Stress Plate or Tremco #14 HD Fastener with Tremco 3" Metal Insulation Plate	1 per 2.0 ft ²	BP-CA5 or SBS-CA5	<u>Insulation Layer(s)</u> : One or more, min. 1-inch Trisotech G or Trisotech CGF <u>Coverboard</u> : Min. 0.5-inch DensDeck Prime or SECUROCK Gypsum Fiber Roof Board or min. 7/16-inch DEXcell Cement Roof Board	PSFA	BP-CA6 or SBS-CA6	(Optional) One or more BP-CA6 or SBS-CA6	AlphaGuard MTS Fluid Applied Roof System	-45.0*

TABLE 1b: WOOD DECKS - NEW CONSTRUCTION, REROOF (TEAR-OFF)
SYSTEM TYPE B-2: MECHANICALLY ATTACHED THERMAL BARRIER, BONDED TEMP ROOF, BONDED TOP INSULATION, BONDED ROOF COVER

System No.	Deck (Note 1)	Thermal Barrier			Temp Roof (Note 15)	Insulation Layer(s)		Roof Cover (Note 15)			MDP (psf)
		Type	Fastener (Note 2, Note 11)	Attach		Type	Attach (Notes 6,7,8)	Base Ply	Ply	LARS	
W-17.	Min. 19/32-inch (new) or min. 15/32-inch (existing) plywood; 24" span; 8d ring shank nails, 6" o.c.	Min. 0.5-inch SECUROCK Gypsum-Fiber Roof Board	Dekfast DF-#14-PH3 with Dekfast PLT-R-3, Tremco #1410 Fastener with Tremco Disc 3 in. Steel Stress Plate or Tremco #14 HD Fastener with Tremco 3" Metal Insulation Plate	1 per 2.0 ft ²	Tremco AVC Membrane Primer or AVC Membrane Primer (WB) followed by Tremco AVC Max	<u>Insulation Layer(s)</u> : One or more, min. 1-inch Trisotech G or Trisotech CGF <u>Coverboard</u> : Min. 0.5-inch DensDeck Prime or SECUROCK Gypsum Fiber Roof Board or min. 7/16-inch DEXcell Cement Roof Board	PSFA	BP-CA6 or SBS-CA6	(Optional) One or more BP-CA6 or SBS-CA6	AlphaGuard MTS Fluid Applied Roof System	-45.0*
W-18.	Min. 19/32-inch (new) or min. 15/32-inch (existing) plywood; 24" span; #8 wood screws, 6" o.c.	Min. 0.5-inch DensDeck Prime or SECUROCK Gypsum-Fiber Roof Board	Dekfast DF-#14-PH3 with Dekfast PLT-R-3, Tremco #1410 Fastener with Tremco Disc 3 in. Steel Stress Plate or Tremco #14 HD Fastener with Tremco 3" Metal Insulation Plate	1 per 1.3 ft ²	BP-CA5 or SBS-CA5	<u>Insulation Layer(s)</u> : One or more, min. 1-inch Trisotech G or Trisotech CGF <u>Coverboard</u> : Min. 0.5-inch DensDeck Prime or SECUROCK Gypsum Fiber Roof Board or min. 7/16-inch DEXcell Cement Roof Board	PSFA, 6-inch o.c.	BP-CA6 or SBS-CA6	(Optional) One or more BP-CA6 or SBS-CA6	AlphaGuard MTS Fluid Applied Roof System	-90.0
POWERPLY ENDURE BIO ADHESIVE TF APPLIED BASE PLY:											
W-19.	Min. 19/32-inch (new) or min. 15/32-inch (existing) plywood; 24" span; 8d ring shank nails, 6" o.c.	Min. 0.5-inch DensDeck Prime or SECUROCK Gypsum-Fiber Roof Board	Dekfast DF-#14-PH3 with Dekfast PLT-R-3, Tremco #1410 Fastener with Tremco Disc 3 in. Steel Stress Plate or Tremco #14 HD Fastener with Tremco 3" Metal Insulation Plate	1 per 2.0 ft ²	BP-CA5 or SBS-CA5	<u>Insulation Layer(s)</u> : One or more, min. 1-inch Trisotech G, Trisotech CGF, EnergyGuard Polyiso Insulation, Trisotech, H-Shield, ISO 95+ GL, Multi-Max FA3, RESISTA, UltraMax or Styrofoam Brand Roofmate, Highload 60 or Plazamate <u>Coverboard</u> : Min. 0.5-inch DensDeck Prime, SECUROCK Gypsum Fiber Roof Board or SECUROCK Cement Roof Board or min. 7/16-inch DEXcell Cement Roof Board	LRFIA or LRFIA(BG)	BP-CA5, SBS-CA5	(Optional) One or more BP-CA5, SBS-CA5	AlphaGuard MTS Fluid Applied Roof System	-45.0*
W-20.	Min. 19/32-inch (new) or min. 15/32-inch (existing) plywood; 24" span; 8d ring shank nails, 6" o.c.	Min. 0.5-inch SECUROCK Gypsum-Fiber Roof Board	Dekfast DF-#14-PH3 with Dekfast PLT-R-3, Tremco #1410 Fastener with Tremco Disc 3 in. Steel Stress Plate or Tremco #14 HD Fastener with Tremco 3" Metal Insulation Plate	1 per 2.0 ft ²	Tremco AVC Membrane Primer or AVC Membrane Primer (WB) followed by Tremco AVC Max	<u>Insulation Layer(s)</u> : One or more, min. 1-inch Trisotech G, Trisotech CGF, EnergyGuard Polyiso Insulation, Trisotech, H-Shield, ISO 95+ GL, Multi-Max FA3, RESISTA, UltraMax or Styrofoam Brand Roofmate, Highload 60 or Plazamate <u>Coverboard</u> : Min. 0.5-inch DensDeck Prime, SECUROCK Gypsum Fiber Roof Board or SECUROCK Cement Roof Board or min. 7/16-inch DEXcell Cement Roof Board	LRFIA or LRFIA(BG)	BP-CA5, SBS-CA5	(Optional) One or more BP-CA5, SBS-CA5	AlphaGuard MTS Fluid Applied Roof System	-45.0*
W-21.	Min. 19/32-inch (new) or min. 15/32-inch (existing) plywood; 24" span; #8 wood screws, 6" o.c.	Min. 0.5-inch DensDeck Prime or SECUROCK Gypsum-Fiber Roof Board	Dekfast DF-#14-PH3 with Dekfast PLT-R-3, Tremco #1410 Fastener with Tremco Disc 3 in. Steel Stress Plate or Tremco #14 HD Fastener with Tremco 3" Metal Insulation Plate	1 per 1.3 ft ²	BP-CA5 or SBS-CA5	<u>Insulation Layer(s)</u> : One or more, min. 1-inch Trisotech G, Trisotech CGF, EnergyGuard Polyiso Insulation, Trisotech, H-Shield, ISO 95+ GL, Multi-Max FA3, RESISTA, UltraMax or Styrofoam Brand Roofmate, Highload 60 or Plazamate <u>Coverboard</u> : Min. 0.5-inch DensDeck Prime, SECUROCK Gypsum Fiber Roof Board or SECUROCK Cement Roof Board or min. 7/16-inch DEXcell Cement Roof Board	LRFIA or LRFIA(BG), 6-inch o.c.	BP-CA5, SBS-CA5	(Optional) One or more BP-CA5, SBS-CA5	AlphaGuard MTS Fluid Applied Roof System	-90.0

TABLE 1B: WOOD DECKS - NEW CONSTRUCTION, REROOF (TEAR-OFF)
SYSTEM TYPE B-2: MECHANICALLY ATTACHED THERMAL BARRIER, BONDED TEMP ROOF, BONDED TOP INSULATION, BONDED ROOF COVER

System No.	Deck (Note 1)	Thermal Barrier			Temp Roof (Note 15)	Insulation Layer(s)		Roof Cover (Note 15)			MDP (psf)
		Type	Fastener (Note 2, Note 11)	Attach		Type	Attach (Notes 6,7,8)	Base Ply	Ply	LARS	
W-22.	Min. 19/32-inch (new) or min. 15/32-inch (existing) plywood; 24" span; 8d ring shank nails, 6" o.c.	Min. 0.5-inch DensDeck Prime or SECUROCK Gypsum-Fiber Roof Board	Dekfast DF-#14-PH3 with Dekfast PLT-R-3, Tremco #1410 Fastener with Tremco Disc 3 in. Steel Stress Plate or Tremco #14 HD Fastener with Tremco 3" Metal Insulation Plate	1 per 2.0 ft ²	BP-CA5 or SBS-CA5	<u>Insulation Layer(s)</u> : One or more, min. 1-inch Trisotech G or Trisotech CGF <u>Coverboard</u> : Min. 0.5-inch DensDeck Prime or SECUROCK Gypsum Fiber Roof Board or min. 7/16-inch DEXcell Cement Roof Board	PSFA	BP-CA5, SBS-CA5	(Optional) One or more BP-CA5, SBS-CA5	AlphaGuard MTS Fluid Applied Roof System	-45.0*
W-23.	Min. 19/32-inch (new) or min. 15/32-inch (existing) plywood; 24" span; 8d ring shank nails, 6" o.c.	Min. 0.5-inch SECUROCK Gypsum-Fiber Roof Board	Dekfast DF-#14-PH3 with Dekfast PLT-R-3, Tremco #1410 Fastener with Tremco Disc 3 in. Steel Stress Plate or Tremco #14 HD Fastener with Tremco 3" Metal Insulation Plate	1 per 2.0 ft ²	Tremco AVC Membrane Primer or AVC Membrane Primer (WB) followed by Tremco AVC Max	<u>Insulation Layer(s)</u> : One or more, min. 1-inch Trisotech G or Trisotech CGF <u>Coverboard</u> : Min. 0.5-inch DensDeck Prime or SECUROCK Gypsum Fiber Roof Board or min. 7/16-inch DEXcell Cement Roof Board	PSFA	BP-CA5, SBS-CA5	(Optional) One or more BP-CA5, SBS-CA5	AlphaGuard MTS Fluid Applied Roof System	-45.0*
W-24.	Min. 19/32-inch (new) or min. 15/32-inch (existing) plywood; 24" span; #8 wood screws, 6" o.c.	Min. 0.5-inch DensDeck Prime or SECUROCK Gypsum-Fiber Roof Board	Dekfast DF-#14-PH3 with Dekfast PLT-R-3, Tremco #1410 Fastener with Tremco Disc 3 in. Steel Stress Plate or Tremco #14 HD Fastener with Tremco 3" Metal Insulation Plate	1 per 1.3 ft ²	BP-CA5 or SBS-CA5	<u>Insulation Layer(s)</u> : One or more, min. 1-inch Trisotech G or Trisotech CGF <u>Coverboard</u> : Min. 0.5-inch DensDeck Prime or SECUROCK Gypsum Fiber Roof Board or min. 7/16-inch DEXcell Cement Roof Board	PSFA, 6-inch o.c.	BP-CA5, SBS-CA5	(Optional) One or more BP-CA5, SBS-CA5	AlphaGuard MTS Fluid Applied Roof System	-90.0

TABLE 1c: WOOD DECKS – NEW CONSTRUCTION, REROOF (TEAR-OFF) OR RECOVER
SYSTEM TYPE C-1: MECHANICALLY ATTACHED INSULATION, BONDED ROOF COVER

System No.	Deck (Note 1)	Base Insulation (Note 3 , Note 13)	Top Insulation			Roof Cover (Note 15)			MDP (psf)
			Type	Fastener (Note 11)	Attach	Base Ply	Ply	LARS	
BURMASTIC ADHESIVE MC APPLIED BASE PLY:									
W-25.	Min. 19/32-inch (new) or min. 15/32-inch (existing) plywood; 24" span; 8d ring shank nails, 6" o.c.	(Optional) One or more layers, any combination, min. 1-inch total thickness, loose laid	Min. 1/8-inch TremBoard AC or Blue Ridge STURDY-DEK Asphaltic Coverboard or min. 0.5-inch SECUROCK Gypsum-Fiber Roof Board	Trufast Versa Fastener & Plate; 2 screws per plate installed 180° into the holes of the plate*	1 per 2.13 ft ² (15 per 4x8 ft board)	BP-CA6 or SBS-CA6	(Optional) One or more BP-CA6 or SBS-CA6	AlphaGuard MTS Fluid Applied Roof System	-45.0*
	Note:	*Versa Fastener screws shall be of sufficient length for min. 1-inch penetration through the sheathing. For existing decks, field withdrawal resistance testing (Note 11) shall yield minimum 192 lbf. Additional Versa-Fast Fastener within each Versa-Fast Plate may be utilized to produce minimum withdrawal resistance.							
POWERPLY ENDURE BIO ADHESIVE TF APPLIED BASE PLY:									
W-26.	Min. 19/32-inch (new) or min. 15/32-inch (existing) plywood; 24" span; 8d ring shank nails, 6" o.c.	(Optional) One or more layers, any combination, min. 1-inch total thickness, loose laid	Min. 1/8-inch TremBoard AC or Blue Ridge STURDY-DEK Asphaltic Coverboard or min. 0.5-inch SECUROCK Gypsum-Fiber Roof Board	Trufast Versa Fastener & Plate; 2 screws per plate installed 180° into the holes of the plate*	1 per 2.13 ft ² (15 per 4x8 ft board)	BP-CA5, SBS-CA5	(Optional) One or more BP-CA5, SBS-CA5	AlphaGuard MTS Fluid Applied Roof System	-45.0*
	Note:	*Versa Fastener screws shall be of sufficient length for min. 1-inch penetration through the sheathing. For existing decks, field withdrawal resistance testing (Note 11) shall yield minimum 192 lbf. Additional Versa-Fast Fastener within each Versa-Fast Plate may be utilized to produce minimum withdrawal resistance.							
HOT-ASPHALT-APPLIED BASE PLY:									
W-27.	Min. 19/32-inch (new) or min. 15/32-inch (existing) plywood; 24" span; 8d ring shank nails, 6" o.c.	(Optional) One or more layers, any combination, min. 1-inch total thickness, loose laid	Min. 1/8-inch TremBoard AC or Blue Ridge STURDY-DEK Asphaltic Coverboard	Trufast Versa Fastener & Plate; 2 screws per plate installed 180° into the holes of the plate*	1 per 2.13 ft ² (15 per 4x8 ft board)	BP-AA, SBS-AA	(Optional) One or more BP-AA, SBS-AA	AlphaGuard MTS Fluid Applied Roof System	-45.0*
	Note:	*Versa Fastener screws shall be of sufficient length for min. 1-inch penetration through the sheathing. For existing decks, field withdrawal resistance testing (Note 11) shall yield minimum 192 lbf. Additional Versa-Fast Fastener within each Versa-Fast Plate may be utilized to produce minimum withdrawal resistance.							
W-28.	Min. 19/32-inch (new) or min. 15/32-inch (existing) plywood; 24" span; 8d ring shank nails, 6" o.c.	(Optional) One or more layers, any combination, min. 1-inch total thickness, loose laid	Min. 1/8-inch TremBoard AC or Blue Ridge STURDY-DEK Asphaltic Coverboard	Trufast Versa Fastener & Plate; 2 screws per plate installed 180° into the holes of the plate*	1 per 2.13 ft ² (15 per 4x8 ft board)	SBS-AA	(Optional) SBS-TA	AlphaGuard MTS Fluid Applied Roof System	-45.0*
	Note:	*Versa Fastener screws shall be of sufficient length for min. 1-inch penetration through the sheathing. For existing decks, field withdrawal resistance testing (Note 11) shall yield minimum 192 lbf. Additional Versa-Fast Fastener within each Versa-Fast Plate may be utilized to produce minimum withdrawal resistance.							
SEBS-APPLIED BASE PLY:									
W-29.	Min. 19/32-inch (new) or min. 15/32-inch (existing) plywood; 24" span; 8d ring shank nails, 6" o.c.	(Optional) One or more layers, any combination, min. 1-inch total thickness, loose laid	Min. 1/8-inch TremBoard AC or Blue Ridge STURDY-DEK Asphaltic Coverboard or min. 0.5-inch SECUROCK Gypsum-Fiber Roof Board	Trufast Versa Fastener & Plate; 2 screws per plate installed 180° into the holes of the plate*	1 per 2.13 ft ² (15 per 4x8 ft board)	BP-SEBS, SBS-SEBS	(Optional) BP-SEBS, SBS-SEBS	AlphaGuard MTS Fluid Applied Roof System	-45.0*
	Note:	*Versa Fastener screws shall be of sufficient length for min. 1-inch penetration through the sheathing. For existing decks, field withdrawal resistance testing (Note 11) shall yield minimum 192 lbf. Additional Versa-Fast Fastener within each Versa-Fast Plate may be utilized to produce minimum withdrawal resistance.							
TORCH-APPLIED BASE PLY:									

TABLE 1c: WOOD DECKS – NEW CONSTRUCTION, REROOF (TEAR-OFF) OR RECOVER
SYSTEM TYPE C-1: MECHANICALLY ATTACHED INSULATION, BONDED ROOF COVER

System No.	Deck (Note 1)	Base Insulation (Note 3 , Note 13)	Top Insulation			Roof Cover (Note 15)			MDP (psf)
			Type	Fastener (Note 11)	Attach	Base Ply	Ply	LARS	
W-30.	Min. 19/32-inch (new) or min. 15/32-inch (existing) plywood; 24" span; 8d ring shank nails, 6" o.c.	(Optional) One or more layers, any combination, min. 1-inch total thickness, loose laid	Min. 1/8-inch TremBoard AC or Blue Ridge STURDY-DEK Asphaltic Coverboard or Min. 0.5-inch SECUROCK Gypsum-Fiber Roof Board	Trufast Versa Fastener & Plate; 2 screws per plate installed 180° into the holes of the plate*	1 per 2.13 ft ² (15 per 4x8 ft board)	SBS-TA	(Optional) SBS-TA	AlphaGuard MTS Fluid Applied Roof System	-45.0*
<i>Note: *Versa Fastener screws shall be of sufficient length for min. 1-inch penetration through the sheathing. For existing decks, field withdrawal resistance testing (Note 11) shall yield minimum 192 lbf. Additional Versa-Fast Fastener within each Versa-Fast Plate may be utilized to produce minimum withdrawal resistance.</i>									

TABLE 1D: WOOD DECKS – NEW CONSTRUCTION, REROOF (TEAR-OFF) OR RECOVER
SYSTEM TYPE D-2: INSULATED, MECHANICALLY ATTACHED BASE SHEET, BONDED ROOF COVER

System No.	Deck (Note 1)	Slip Sheet	Insulation and/or Thermal Barrier (Note 3 , Note 13)	Base Sheet			Roof Cover (Note 15)		MDP (psf)
				Type	Fastener (Note 11)	Spacing	Base Ply	LARS	
BURMASTIC ADHESIVE MC APPLIED BASE PLY:									
W-31.	Min. 19/32-inch plywood; 24" span; #9 x 2½" wood screws; 6" o.c.	(Optional) FBC HVHZ Approved, ASTM D4601, Type II base sheet, loose laid	One or more layers, any combination, prelim. attach	BURmastic Composite Ply HT, BURmastic Composite Ply Premium, BURmastic Composite Ply HT Green, BURmastic Composite Ply Premium Green	Tremco #14 HD Fastener with Tremco 2.4" Barbed Seam Plate	6-inch o.c. at the min. 4-inch wide side laps	One or more BP-CA6 or SBS-CA6	AlphaGuard MTS Fluid Applied Roof System	-67.5
HOT-ASPHALT-APPLIED BASE PLY:									
W-32.	Min. 19/32-inch plywood; 24" span; #9 x 2½" wood screws; 6" o.c.	(Optional) FBC HVHZ Approved, ASTM D4601, Type II base sheet, loose laid	One or more layers, any combination, prelim. attach	BURmastic Composite Ply HT, BURmastic Composite Ply Premium, BURmastic Composite Ply HT Green, BURmastic Composite Ply Premium Green	Tremco #14 HD Fastener with Tremco 2.4" Barbed Seam Plate	6-inch o.c. at the min. 4-inch wide side laps	One or more BP-AA, SBS-AA	AlphaGuard MTS Fluid Applied Roof System	-67.5
SEBS-APPLIED BASE PLY:									
W-33.	Min. 19/32-inch plywood; 24" span; #9 x 2½" wood screws; 6" o.c.	(Optional) FBC HVHZ Approved, ASTM D4601, Type II base sheet, loose laid	One or more layers, any combination, prelim. attach	BURmastic Composite Ply HT, BURmastic Composite Ply Premium, BURmastic Composite Ply HT Green, BURmastic Composite Ply Premium Green	Tremco #14 HD Fastener with Tremco 2.4" Barbed Seam Plate	6-inch o.c. at the min. 4-inch wide side laps	One or more BP-SEBS, SBS-SEBS	AlphaGuard MTS Fluid Applied Roof System	-67.5
TORCH-APPLIED BASE PLY:									
W-34.	Min. 19/32-inch plywood; 24" span; #9 x 2½" wood screws; 6" o.c.	(Optional) FBC HVHZ Approved, ASTM D4601, Type II base sheet, loose laid	One or more layers, any combination, prelim. attach	BURmastic Composite Ply HT, BURmastic Composite Ply Premium, BURmastic Composite Ply HT Green, BURmastic Composite Ply Premium Green	Tremco #14 HD Fastener with Tremco 2.4" Barbed Seam Plate	6-inch o.c. at the min. 4-inch wide side laps	One or more SBS-TA	AlphaGuard MTS Fluid Applied Roof System	-67.5

TABLE 1E: WOOD DECKS – NEW CONSTRUCTION, REROOF (TEAR-OFF) OR RECOVER
SYSTEM TYPE D-2: INSULATED, MECHANICALLY ATTACHED POWERFAST, BONDED ROOF COVER

System No.	Deck (Note 1)	Insulation and/or Thermal Barrier (Note 3, Note 13)	PowerFAST (Note 15A)			Roof Cover (Note 15)		MDP (psf)
			Type	Fastener (Note 11)	Spacing	Base Ply	LARS	
POWERPLY ENDURE 200 SMOOTH WITH FASTENER AND STRESS PLATE:								
W-35.	Min. 15/32-inch plywood; 24" span	One or more layers, any combination, prelim. attach	POWERply Endure 200 Smooth	Tremco #15 EHD Fastener with Tremco 2" Barbed Seam Plate	18-inch o.c. within the min. 4-inch wide BURmastic Adhesive SF sealed side laps	BP-AA, SBS-AA, BP-SEBS or SBS-SEBS	AlphaGuard MTS Fluid Applied Roof System	-45.0*
POWERPLY HEAVY DUTY BASE SHEET WITH FASTENER AND STRESS PLATE:								
W-36.	Min. 19/32-inch (new) or min. 15/32-inch (existing) plywood; 24" span; 8d ring shank nails, 6" o.c.	One or more layers, min. 1-inch, any combination, prelim. attach	POWERply Heavy Duty Base Sheet	Trufast Versa Fastener (min. ¼" penetration) & Plate; 2 screws per plate installed 180° into the holes of the plate, parallel to the width-direction of the sheet*	12-inch o.c. within the min. 5-inch wide, Tremco LF Adhesive sealed side laps	(Optional) BP-AA, SBS-AA, BP-SEBS, SBS-SEBS or SBS-TA	AlphaGuard MTS Fluid Applied Roof System	-45.0
	<i>Note: *For re-roof or recover construction, field withdrawal resistance testing (Note 11) shall yield minimum 232 lbf. Additional Versa-Fast Fastener within each Versa-Fast Plate may be utilized to produce minimum withdrawal resistance</i>							
W-37.	Min. 19/32-inch plywood; 24" span; 8d ring shank nails, 6" o.c.	One or more layers, any combination, prelim. attach	POWERply Heavy Duty Base Sheet	Tremco #15 EHD Fastener with Tremco 2" Barbed Seam Plate	9-inch o.c. within the min. 4-inch wide POWERply Endure BIO Adhesive TF or Tremco LF Adhesive sealed side laps	(Optional) BP-CA5 or SBS-CA5	AlphaGuard MTS Fluid Applied Roof System	-52.5
W-38.	Min. 19/32-inch plywood; 24" span; 8d ring shank nails, 6" o.c.	One or more layers, any combination, prelim. attach	POWERply Heavy Duty Base Sheet	Tremco #15 EHD Fastener with Tremco 2" Barbed Seam Plate	9-inch o.c. within the min. 4-inch wide Tremco LF Adhesive sealed side laps	(Optional) BP-AA, SBS-AA, BP-SEBS, SBS-SEBS or SBS-TA	AlphaGuard MTS Fluid Applied Roof System	-52.5
W-39.	Min. 19/32-inch plywood; 24" span; 8d ring shank nails, 6" o.c.	One or more layers, min. 1-inch, any combination, prelim. attach	POWERply Heavy Duty Base Sheet	Trufast Versa Fastener (min. ¼" penetration) & Plate; 2 screws per plate installed 180° into the holes of the plate, parallel to the width-direction of the sheet*	12-inch o.c. within the min. 5-inch wide, Tremco LF Adhesive sealed side laps	(Optional) BP-AA, SBS-AA, BP-SEBS, SBS-SEBS or SBS-TA	AlphaGuard MTS Fluid Applied Roof System	-67.5
	<i>Note: *For re-roof or recover construction, field withdrawal resistance testing (Note 11) shall yield minimum 349 lbf. Additional Versa-Fast Fastener within each Versa-Fast Plate may be utilized to produce minimum withdrawal resistance</i>							
W-40.	Min. 19/32-inch plywood; 24" span; 8d ring shank nails, 6" o.c.	One or more layers, any combination, prelim. attach	POWERply Heavy Duty Base Sheet	Tremco #15 EHD Fastener with Tremco 2" Barbed Seam Plate	6-inch o.c. within the min. 4-inch wide Tremco LF Adhesive sealed side laps	(Optional) BP-AA, SBS-AA, BP-SEBS, SBS-SEBS or SBS-TA	AlphaGuard MTS Fluid Applied Roof System	-82.5
W-41.	Min. 19/32-inch plywood; 24" span; #9 x 2.5" wood screws, 6" o.c.	One or more layers, any combination, prelim. attach	POWERply Heavy Duty Base Sheet	Tremco #15 EHD Fastener with Tremco 2" Barbed Seam Plate	6-inch o.c. within the min. 4-inch wide POWERply Endure BIO Adhesive TF sealed side laps	(Optional) BP-CA5, SBS-CA5	AlphaGuard MTS Fluid Applied Roof System	-97.5

TABLE 1F: WOOD DECKS – NEW CONSTRUCTION OR REROOF (TEAR-OFF)
SYSTEM TYPE E-2: NON-INSULATED, MECHANICALLY ATTACHED BASE SHEET (NAILS), BONDED ROOF COVER

System No.	Deck (Note 1)	Slip Sheet	Base Sheet			Roof Cover (Note 15)		MDP (psf)
			Type	Fastener (Note 11)	Spacing	Base Ply	LARS	
POWERPLY ENDURE BIO ADHESIVE TF APPLIED BASE PLY:								
W-42.	Min. 19/32-inch (new) or min. 15/32-inch (existing) plywood; 24" span; 8d ring shank nails, 6" o.c.	(Optional) FBC HVHZ Approved, ASTM D4601, Type II base sheet, loose laid	BURmastic Glass Ply, BURmastic Glass Ply – 28 lb, BURmastic Composite Ply HT, BURmastic Composite Ply Premium, BURmastic Composite Ply HT Green, BURmastic Composite Ply Premium Green	Simplex MAXX Cap Fastener	9-inch o.c. at 2-inch lap and 18-inch o.c. at two (2), equally spaced, staggered center rows	One or more BP-CA5 or SBS-CA5	AlphaGuard MTS Fluid Applied Roof System	-45.0*
W-43.	Min. 19/32-inch (new) or min. 15/32-inch (existing) plywood; 24" span; 8d ring shank nails, 6" o.c.	(Optional) FBC HVHZ Approved, ASTM D4601, Type II base sheet, loose laid	BURmastic Composite Ply HT, BURmastic Composite Ply Premium, BURmastic Composite Ply HT Green, BURmastic Composite Ply Premium Green	Simplex MAXX Cap Fastener	9-inch o.c. at min. 2-inch lap and 12-inch o.c. at two (2), equally spaced, staggered center rows	One or more BP-CA5 or SBS-CA5	AlphaGuard MTS Fluid Applied Roof System	-52.5
W-44.	Min. 19/32-inch (new) or min. 15/32-inch (existing) plywood; 24" span; #10 wood screws, 6" o.c.	(Optional) FBC HVHZ Approved, ASTM D4601, Type II base sheet, loose laid	BURmastic Composite Ply HT, BURmastic Composite Ply Premium, BURmastic Composite Ply HT Green, BURmastic Composite Ply Premium Green	Simplex MAXX Cap Fastener	6-inch o.c. at min. 2-inch lap and 6-inch o.c. at two (2), equally spaced, staggered center rows	One or more BP-CA5 or SBS-CA5	AlphaGuard MTS Fluid Applied Roof System	-90.0
W-45.	Min. 19/32-inch (new) or min. 15/32-inch (existing) plywood; 24" span; #10 wood screws, 4" o.c.	(Optional) FBC HVHZ Approved, ASTM D4601, Type II base sheet, loose laid	BURmastic Composite Ply HT, BURmastic Composite Ply Premium, BURmastic Composite Ply HT Green, BURmastic Composite Ply Premium Green	Simplex MAXX Cap Fastener	6-inch o.c. at min. 2-inch lap and 6-inch o.c. at three (3), equally spaced, staggered center rows	One or more BP-CA5 or SBS-CA5	AlphaGuard MTS Fluid Applied Roof System	-105.0
HOT-ASPHALT-APPLIED BASE PLY:								
W-46.	Min. 19/32-inch (new) or min. 15/32-inch (existing) plywood; 24" span; 8d ring shank nails, 6" o.c.	(Optional) FBC HVHZ Approved, ASTM D4601, Type II base sheet, loose laid	BURmastic Glass Ply, BURmastic Glass Ply – 28 lb, BURmastic Composite Ply HT, BURmastic Composite Ply Premium, BURmastic Composite Ply HT Green, BURmastic Composite Ply Premium Green	Simplex MAXX Cap Fastener	9-inch o.c. at 2-inch lap and 18-inch o.c. at two (2), equally spaced, staggered center rows	One or more BP-AA, SBS-AA	AlphaGuard MTS Fluid Applied Roof System	-45.0*
W-47.	Min. 19/32-inch (new) or min. 15/32-inch (existing) plywood; 24" span; 8d ring shank nails, 6" o.c.	(Optional) FBC HVHZ Approved, ASTM D4601, Type II base sheet, loose laid	BURmastic Composite Ply HT, BURmastic Composite Ply Premium, BURmastic Composite Ply HT Green, BURmastic Composite Ply Premium Green	Simplex MAXX Cap Fastener	9-inch o.c. at min. 2-inch lap and 12-inch o.c. at two (2), equally spaced, staggered center rows	One or more BP-AA, SBS-AA	AlphaGuard MTS Fluid Applied Roof System	-52.5
W-48.	Min. 19/32-inch (new) or min. 15/32-inch (existing) plywood; 24" span; #10 wood screws, 6" o.c.	(Optional) FBC HVHZ Approved, ASTM D4601, Type II base sheet, loose laid	BURmastic Composite Ply HT, BURmastic Composite Ply Premium, BURmastic Composite Ply HT Green, BURmastic Composite Ply Premium Green	Simplex MAXX Cap Fastener	6-inch o.c. at min. 2-inch lap and 6-inch o.c. at two (2), equally spaced, staggered center rows	One or more BP-AA, SBS-AA	AlphaGuard MTS Fluid Applied Roof System	-90.0
W-49.	Min. 19/32-inch (new) or min. 15/32-inch (existing) plywood; 24" span; #10 wood screws, 4" o.c.	(Optional) FBC HVHZ Approved, ASTM D4601, Type II base sheet, loose laid	BURmastic Composite Ply HT, BURmastic Composite Ply Premium, BURmastic Composite Ply HT Green, BURmastic Composite Ply Premium Green	Simplex MAXX Cap Fastener	6-inch o.c. at min. 2-inch lap and 6-inch o.c. at three (3), equally spaced, staggered center rows	One or more BP-AA, SBS-AA	AlphaGuard MTS Fluid Applied Roof System	-105.0
SEBS-APPLIED BASE PLY:								
W-50.	Min. 19/32-inch (new) or min. 15/32-inch (existing) plywood; 24" span; 8d ring shank nails, 6" o.c.	(Optional) FBC HVHZ Approved, ASTM D4601, Type II base sheet, loose laid	BURmastic Glass Ply, BURmastic Glass Ply – 28 lb, BURmastic Composite Ply HT, BURmastic Composite Ply Premium, BURmastic Composite Ply HT Green, BURmastic Composite Ply Premium Green	Simplex MAXX Cap Fastener	9-inch o.c. at 2-inch lap and 18-inch o.c. at two (2), equally spaced, staggered center rows	One or more BP-SEBS, SBS-SEBS	AlphaGuard MTS Fluid Applied Roof System	-45.0*

TABLE 1F: WOOD DECKS – NEW CONSTRUCTION OR REROOF (TEAR-OFF)
SYSTEM TYPE E-2: NON-INSULATED, MECHANICALLY ATTACHED BASE SHEET (NAILS), BONDED ROOF COVER

System No.	Deck (Note 1)	Slip Sheet	Base Sheet			Roof Cover (Note 15)		MDP (psf)
			Type	Fastener (Note 11)	Spacing	Base Ply	LARS	
W-51.	Min. 19/32-inch (new) or min. 15/32-inch (existing) plywood; 24" span; 8d ring shank nails, 6" o.c.	(Optional) FBC HVHZ Approved, ASTM D4601, Type II base sheet, loose laid	BURmastic Composite Ply HT, BURmastic Composite Ply Premium, BURmastic Composite Ply HT Green, BURmastic Composite Ply Premium Green	Simplex MAXX Cap Fastener	9-inch o.c. at min. 2-inch lap and 12-inch o.c. at two (2), equally spaced, staggered center rows	One or more BP-SEBS, SBS-SEBS	AlphaGuard MTS Fluid Applied Roof System	-52.5
W-52.	Min. 19/32-inch (new) or min. 15/32-inch (existing) plywood; 24" span; #10 wood screws, 6" o.c.	(Optional) FBC HVHZ Approved, ASTM D4601, Type II base sheet, loose laid	BURmastic Composite Ply HT, BURmastic Composite Ply Premium, BURmastic Composite Ply HT Green, BURmastic Composite Ply Premium Green	Simplex MAXX Cap Fastener	6-inch o.c. at min. 2-inch lap and 6-inch o.c. at two (2), equally spaced, staggered center rows	One or more BP-SEBS, SBS-SEBS	AlphaGuard MTS Fluid Applied Roof System	-90.0
W-53.	Min. 19/32-inch (new) or min. 15/32-inch (existing) plywood; 24" span; #10 wood screws, 4" o.c.	(Optional) FBC HVHZ Approved, ASTM D4601, Type II base sheet, loose laid	BURmastic Composite Ply HT, BURmastic Composite Ply Premium, BURmastic Composite Ply HT Green, BURmastic Composite Ply Premium Green	Simplex MAXX Cap Fastener	6-inch o.c. at min. 2-inch lap and 6-inch o.c. at three (3), equally spaced, staggered center rows	One or more BP-SEBS, SBS-SEBS	AlphaGuard MTS Fluid Applied Roof System	-105.0
TORCH-APPLIED BASE PLY:								
W-54.	Min. 19/32-inch (new) or min. 15/32-inch (existing) plywood; 24" span; 8d ring shank nails, 6" o.c.	(Optional) FBC HVHZ Approved, ASTM D4601, Type II base sheet, loose laid	BURmastic Glass Ply, BURmastic Glass Ply – 28 lb, BURmastic Composite Ply HT, BURmastic Composite Ply Premium, BURmastic Composite Ply HT Green, BURmastic Composite Ply Premium Green	Simplex MAXX Cap Fastener	9-inch o.c. at 2-inch lap and 18-inch o.c. at two (2), equally spaced, staggered center rows	SBS-TA	AlphaGuard MTS Fluid Applied Roof System	-45.0*
W-55.	Min. 19/32-inch (new) or min. 15/32-inch (existing) plywood; 24" span; 8d ring shank nails, 6" o.c.	(Optional) FBC HVHZ Approved, ASTM D4601, Type II base sheet, loose laid	BURmastic Composite Ply HT, BURmastic Composite Ply Premium, BURmastic Composite Ply HT Green, BURmastic Composite Ply Premium Green	Simplex MAXX Cap Fastener	9-inch o.c. at min. 2-inch lap and 12-inch o.c. at two (2), equally spaced, staggered center rows	SBS-TA	AlphaGuard MTS Fluid Applied Roof System	-52.5
W-56.	Min. 19/32-inch (new) or min. 15/32-inch (existing) plywood; 24" span; #10 wood screws, 6" o.c.	(Optional) FBC HVHZ Approved, ASTM D4601, Type II base sheet, loose laid	BURmastic Composite Ply HT, BURmastic Composite Ply Premium, BURmastic Composite Ply HT Green, BURmastic Composite Ply Premium Green	Simplex MAXX Cap Fastener	6-inch o.c. at min. 2-inch lap and 6-inch o.c. at two (2), equally spaced, staggered center rows	SBS-TA	AlphaGuard MTS Fluid Applied Roof System	-90.0
W-57.	Min. 19/32-inch (new) or min. 15/32-inch (existing) plywood; 24" span; #10 wood screws, 4" o.c.	(Optional) FBC HVHZ Approved, ASTM D4601, Type II base sheet, loose laid	BURmastic Composite Ply HT, BURmastic Composite Ply Premium, BURmastic Composite Ply HT Green, BURmastic Composite Ply Premium Green	Simplex MAXX Cap Fastener	6-inch o.c. at min. 2-inch lap and 6-inch o.c. at three (3), equally spaced, staggered center rows	SBS-TA	AlphaGuard MTS Fluid Applied Roof System	-105.0

TABLE 1G: WOOD DECKS – NEW CONSTRUCTION, REROOF (TEAR-OFF) OR RECOVER
SYSTEM TYPE E-2: NON-INSULATED, MECHANICALLY ATTACHED BASE SHEET (SCREWS & PLATES), BONDED ROOF COVER

System No.	Deck (Note 1)	Slip Sheet	Base Sheet			Roof Cover (Note 15)		MDP (psf)
			Type	Fastener (Note 11)	Spacing	Base Ply	LARS	
BURMASTIC ADHESIVE MC APPLIED BASE PLY:								
W-58.	Min. 19/32-inch plywood; 24" span; #9 x 2½" wood screws; 6" o.c.	(Optional) FBC HVHZ Approved, ASTM D4601, Type II base sheet, loose laid	BURmastic Composite Ply HT, BURmastic Composite Ply Premium, BURmastic Composite Ply HT Green, BURmastic Composite Ply Premium Green	Tremco #14 HD Fastener with Tremco 2.4" Barbed Seam Plate	6-inch o.c. at the min. 4-inch wide side laps	One or more BP-CA6 or SBS-CA6	AlphaGuard MTS Fluid Applied Roof System	-67.5
HOT-ASPHALT-APPLIED BASE PLY:								
W-59.	Min. 19/32-inch plywood; 24" span; #9 x 2½" wood screws; 6" o.c.	(Optional) FBC HVHZ Approved, ASTM D4601, Type II base sheet, loose laid	BURmastic Composite Ply HT, BURmastic Composite Ply Premium, BURmastic Composite Ply HT Green, BURmastic Composite Ply Premium Green	Tremco #14 HD Fastener with Tremco 2.4" Barbed Seam Plate	6-inch o.c. at the min. 4-inch wide side laps	One or more BP-AA, SBS-AA	AlphaGuard MTS Fluid Applied Roof System	-67.5
SEBS-APPLIED BASE PLY:								
W-60.	Min. 19/32-inch plywood; 24" span; #9 x 2½" wood screws; 6" o.c.	(Optional) FBC HVHZ Approved, ASTM D4601, Type II base sheet, loose laid	BURmastic Composite Ply HT, BURmastic Composite Ply Premium, BURmastic Composite Ply HT Green, BURmastic Composite Ply Premium Green	Tremco #14 HD Fastener with Tremco 2.4" Barbed Seam Plate	6-inch o.c. at the min. 4-inch wide side laps	One or more BP-SEBS, SBS-SEBS	AlphaGuard MTS Fluid Applied Roof System	-67.5
TORCH-APPLIED BASE PLY:								
W-61.	Min. 19/32-inch plywood; 24" span; #9 x 2½" wood screws; 6" o.c.	(Optional) FBC HVHZ Approved, ASTM D4601, Type II base sheet, loose laid	BURmastic Composite Ply HT, BURmastic Composite Ply Premium, BURmastic Composite Ply HT Green, BURmastic Composite Ply Premium Green	Tremco #14 HD Fastener with Tremco 2.4" Barbed Seam Plate	6-inch o.c. at the min. 4-inch wide side laps	SBS-TA	AlphaGuard MTS Fluid Applied Roof System	-67.5

TABLE 1H: WOOD DECKS – NEW CONSTRUCTION, REROOF (TEAR-OFF) OR RECOVER
SYSTEM TYPE E-2: NON-INSULATED, MECHANICALLY ATTACHED POWERFAST, BONDED ROOF COVER

System No.	Deck (Note 1)	Slip Sheet	PowerFAST (Note 15A)			Roof Cover (Note 15)		MDP (psf)
			Type	Fastener (Note 11)	Spacing	Base Ply	LARS	
POWERPLY ENDURE 200 SMOOTH WITH FASTENER AND STRESS PLATE:								
W-62.	Min. 19/32-inch (new), min. 15/32-inch (existing) plywood; 2 ft span, 8d ring shank nails, 6-inch o.c.	(Optional) FBC HVHZ Approved, ASTM D4601, Type II base sheet, loose laid	POWERply Endure 200 Smooth	Tremco #15 EHD Fastener with Tremco 2" Barbed Seam Plate	18-inch o.c. within the min. 4-inch wide, BURmastic Adhesive SF sealed side laps	BP-AA, SBS-AA, BP-SEBS or SBS-SEBS	AlphaGuard MTS Fluid Applied Roof System	-45.0*
POWERPLY ENDURE 200 SMOOTH WITH FASTENER AND BATTEN BARS OR BATTEN STRIPS:								
W-63.	Min. 19/32-inch (new), min. 15/32-inch (existing) plywood; 2 ft span, 8d ring shank nails, 6-inch o.c.	(Optional) FBC HVHZ Approved, ASTM D4601, Type II base sheet, loose laid	POWERply Endure 200 Smooth	Tremco #14 HD Fastener with Trufast Galvalume Seam/Batten Bar (BB-18R-6)	6-inch o.c. within the min. 4-inch wide, BURmastic Adhesive SF sealed side laps	BP-AA, SBS-AA, BP-SEBS or SBS-SEBS	AlphaGuard MTS Fluid Applied Roof System	-60.0

TABLE 2A: STEEL DECKS - NEW CONSTRUCTION OR REROOF (TEAR-OFF)
SYSTEM TYPE A-1: BONDED INSULATION, BONDED ROOF COVER
 REFER TO [NOTE 16](#) FOR VAPOR BARRIER OPTIONS

System No.	Deck (Note 1)	Base Insulation Layer		Top Insulation Layer		Roof Cover (Note 15)			MDP (psf)
		Type	Attach (Notes 6,7,8)	Type	Attach (Notes 6,7,8)	Base Ply	Ply	LARS	
BURMASTIC ADHESIVE MC APPLIED BASE PLY:									
SC-1.	Min. 22 ga., type B, Grade 40 steel; 6 ft span; #12 HWH Tek 5, 6" o.c.	Min. 1.5-inch Trisotech G, Trisotech CGF, Trisotech, H-Shield, Multi-Max FA3 or Styrofoam Brand Roofmate, Highload 60 or Plazamate	LRFIA or LRFIA(BG) (every other deck flange)	<u>Additional Insulation Layer(s)</u> : (Optional) Min. 1-inch base insulation <u>Coverboard</u> : Min. 0.125-inch TremBoard AC	LRFIA or LRFIA(BG)	BP-CA6 or SBS-CA6	(Optional) One or more BP-CA6 or SBS-CA6	AlphaGuard MTS Fluid Applied Roof System	-52.5
SC-2.	Min. 22 ga., type B, Grade 40 steel; 6 ft span; #12 HWH Tek 5, 6" o.c.	Min. 2-inch Trisotech G, Trisotech CGF, Trisotech or H-Shield	LRFIA or LRFIA(BG) (every other deck flange)	<u>Additional Insulation Layer(s)</u> : (Optional) Min. 1-inch base insulation <u>Coverboard</u> : Min. 1-inch MonoBoard Plus or Min. 2-inch TopRock DD Plus (no extrapolation permitted for ribbon attachment)	<u>Additional Layer(s)</u> : LRFIA or LRFIA(BG) <u>Coverboard</u> : LRFIA or LRFIA(BG), 6-inch o.c.	BP-CA6 or SBS-CA6	(Optional) One or more BP-CA6 or SBS-CA6	AlphaGuard MTS Fluid Applied Roof System	-60.0*
SC-3.	Min. 22 ga., type B, Grade 40 steel; 6 ft span; #12 HWH Tek 5, 6" o.c.	Min. 2-inch Trisotech G, Trisotech CGF, Trisotech, ISO 95+ GL, Multi-Max FA3, RESISTA or UltraMax or Styrofoam Brand Roofmate, Highload 60 or Plazamate	LRFIA (every other deck flange)	<u>Additional Insulation Layer(s)</u> : (Optional) Min. 1-inch base insulation <u>Coverboard</u> : Min. 0.5-inch DensDeck Prime, SECUROCK Gypsum-Fiber Roof Board or SECUROCK Cement Roof Board or min. 7/16-inch DEXcell Cement Roof Board	LRFIA	BP-CA6 or SBS-CA6	(Optional) One or more BP-CA6 or SBS-CA6	AlphaGuard MTS Fluid Applied Roof System	-60.0
SC-4.	Min. 22 ga., type B, Grade 40 steel; 6 ft span; #12 HWH Tek 5, 6" o.c.	Min. 2-inch Trisotech G, Trisotech CGF, Trisotech, H-Shield, ISO 95+ GL, RESISTA or UltraMax or Styrofoam Brand Roofmate, Highload 60 or Plazamate	LRFIA(BG) (every other deck flange)	<u>Additional Insulation Layer(s)</u> : (Optional) Min. 1-inch base insulation <u>Coverboard</u> : Min. 0.5-inch DensDeck Prime, SECUROCK Gypsum-Fiber Roof Board or SECUROCK Cement Roof Board or min. 7/16-inch DEXcell Cement Roof Board	LRFIA(BG)	BP-CA6 or SBS-CA6	(Optional) One or more BP-CA6 or SBS-CA6	AlphaGuard MTS Fluid Applied Roof System	-60.0
SC-5.	Min. 22 ga., type B, Grade 80 steel; 6 ft span; #12 HWH Tek 5 with 3/8" washers, 6" o.c.	Min. 1.5-inch Trisotech G, Trisotech CGF, Trisotech, H-Shield, Multi-Max FA3 or Styrofoam Brand Roofmate, Highload 60 or Plazamate	LRFIA or LRFIA(BG) (every other deck flange)	Min. 0.5-inch SECUROCK Gypsum-Fiber Roof Board or SECUROCK Cement Roof Board or min. 7/16-inch DEXcell Cement Roof Board	LRFIA or LRFIA(BG)	BP-CA6 or SBS-CA6	(Optional) One or more BP-CA6 or SBS-CA6	AlphaGuard MTS Fluid Applied Roof System	-75.0
SC-6.	Min. 22 ga., type B, Grade 40 steel; 6 ft span; two (2) #12 HWH Tek 5 with 3/8" washers, 6" o.c.	Min. 0.5-inch DensDeck Prime, Min. 0.25-inch SECUROCK Gypsum-Fiber Roof Board, Min. 0.5-inch SECUROCK Cement Roof Board or min. 7/16-inch DEXcell Cement Roof Board	LRFIA or LRFIA(BG) (every other deck flange)	None	N/A	BP-CA6 or SBS-CA6	(Optional) One or more BP-CA6 or SBS-CA6	AlphaGuard MTS Fluid Applied Roof System	-97.5

TABLE 2A: STEEL DECKS - NEW CONSTRUCTION OR REROOF (TEAR-OFF)
SYSTEM TYPE A-1: BONDED INSULATION, BONDED ROOF COVER

 REFER TO [NOTE 16](#) FOR VAPOR BARRIER OPTIONS

System No.	Deck (Note 1)	Base Insulation Layer		Top Insulation Layer		Roof Cover (Note 15)			MDP (psf)
		Type	Attach (Notes 6,7,8)	Type	Attach (Notes 6,7,8)	Base Ply	Ply	LARS	
SC-7.	Min. 22 ga., type B, Grade 40 steel; 6 ft span; two (2) #12 HWH Tek 5 with 3/4" washers, 6" o.c.	Min. 2-inch Trisotech G, Trisotech CGF, Trisotech, ISO 95+ GL, Multi-Max FA3, RESISTA or UltraMax or Styrofoam Brand Roofmate, Highload 60 or Plazamate	LRFIA (every other deck flange)	<u>Additional Insulation Layer(s)</u> : (Optional) Min. 1-inch base insulation <u>Coverboard</u> : Min. 0.5-inch DensDeck Prime, SECUROCK Gypsum-Fiber Roof Board or SECUROCK Cement Roof Board or min. 7/16-inch DEXcell Cement Roof Board	LRFIA, 6-inch o.c.	BP-CA6 or SBS-CA6	(Optional) One or more BP-CA6 or SBS-CA6	AlphaGuard MTS Fluid Applied Roof System	-97.5
SC-8.	Min. 22 ga., type B, Grade 40 steel; 6 ft span; two (2) #12 HWH Tek 5 with 3/4" washers, 6" o.c.	Min. 2-inch Trisotech G, Trisotech CGF, Trisotech, H-Shield, ISO 95+ GL, RESISTA or UltraMax or Styrofoam Brand Roofmate, Highload 60 or Plazamate	LRFIA(BG) (every other deck flange)	<u>Additional Insulation Layer(s)</u> : (Optional) Min. 1-inch base insulation <u>Coverboard</u> : Min. 0.5-inch DensDeck Prime, SECUROCK Gypsum-Fiber Roof Board or SECUROCK Cement Roof Board or min. 7/16-inch DEXcell Cement Roof Board	LRFIA(BG), 6-inch o.c.	BP-CA6 or SBS-CA6	(Optional) One or more BP-CA6 or SBS-CA6	AlphaGuard MTS Fluid Applied Roof System	-97.5
SC-9.	Min. 22 ga., type B, Grade 40 steel; 6 ft span; #12 HWH Tek 5, 6" o.c.	Min. 1.5-inch Trisotech G or Trisotech CGF	PSFA (every other deck flange)	<u>Additional Insulation Layer(s)</u> : (Optional) Min. 1-inch base insulation <u>Coverboard</u> : Min. 0.125-inch TremBoard AC	PSFA	BP-CA6 or SBS-CA6	(Optional) One or more BP-CA6 or SBS-CA6	AlphaGuard MTS Fluid Applied Roof System	-52.5
SC-10.	Min. 22 ga., type B, Grade 40 steel; 6 ft span; #12 HWH Tek 5, 6" o.c.	Min. 2-inch Trisotech G or Trisotech CGF	PSFA (every other deck flange)	<u>Additional Insulation Layer(s)</u> : (Optional) Min. 1-inch base insulation <u>Coverboard</u> : Min. 0.5-inch DensDeck Prime or SECUROCK Gypsum-Fiber Roof Board or min. 7/16-inch DEXcell Cement Roof Board	PSFA	BP-CA6 or SBS-CA6	(Optional) One or more BP-CA6 or SBS-CA6	AlphaGuard MTS Fluid Applied Roof System	-60.0
SC-11.	Min. 22 ga., type B, Grade 80 steel; 6 ft span; #12 HWH Tek 5 with 3/4" washers, 6" o.c.	Min. 1.5-inch Trisotech G or Trisotech CGF	PSFA (every other deck flange)	Min. 0.5-inch SECUROCK Gypsum-Fiber Roof Board or min. 7/16-inch DEXcell Cement Roof Board	PSFA	BP-CA6 or SBS-CA6	(Optional) One or more BP-CA6 or SBS-CA6	AlphaGuard MTS Fluid Applied Roof System	-75.0
SC-12.	Min. 22 ga., type B, Grade 40 steel; 6 ft span; two (2) #12 HWH Tek 5 with 3/4" washers, 6" o.c.	Min. 0.5-inch DensDeck Prime, min. 0.25-inch SECUROCK Gypsum-Fiber Roof Board or min. 7/16-inch DEXcell Cement Roof Board	PSFA (every other deck flange)	None	N/A	BP-CA6 or SBS-CA6	(Optional) One or more BP-CA6 or SBS-CA6	AlphaGuard MTS Fluid Applied Roof System	-97.5
SC-13.	Min. 22 ga., type B, Grade 40 steel; 6 ft span; two (2) #12 HWH Tek 5 with 3/4" washers, 6" o.c.	Min. 2-inch Trisotech G or Trisotech CGF	PSFA (every other deck flange)	<u>Additional Insulation Layer(s)</u> : (Optional) Min. 1-inch base insulation <u>Coverboard</u> : Min. 0.5-inch DensDeck Prime or SECUROCK Gypsum-Fiber Roof Board or min. 7/16-inch DEXcell Cement Roof Board	PSFA, 6-inch o.c.	BP-CA6 or SBS-CA6	(Optional) One or more BP-CA6 or SBS-CA6	AlphaGuard MTS Fluid Applied Roof System	-97.5

POWERPLY ENDURE BIO ADHESIVE TF APPLIED BASE PLY:

TABLE 2A: STEEL DECKS - NEW CONSTRUCTION OR REROOF (TEAR-OFF)
SYSTEM TYPE A-1: BONDED INSULATION, BONDED ROOF COVER
 REFER TO [NOTE 16](#) FOR VAPOR BARRIER OPTIONS

System No.	Deck (Note 1)	Base Insulation Layer		Top Insulation Layer		Roof Cover (Note 15)			MDP (psf)
		Type	Attach (Notes 6,7,8)	Type	Attach (Notes 6,7,8)	Base Ply	Ply	LARS	
SC-14.	Min. 22 ga., type B, Grade 40 steel; 6 ft span; #12 HWH Tek 5, 6" o.c.	Min. 1.5-inch Trisotech G, Trisotech CGF, Trisotech, H-Shield, Multi-Max FA3 or Styrofoam Brand Roofmate, Highload 60 or Plazamate	LRFIA or LRFIA(BG) (every other deck flange)	<u>Additional Insulation Layer(s)</u> : (Optional) Min. 1-inch base insulation <u>Coverboard</u> : Min. 0.125-inch TremBoard AC	LRFIA or LRFIA(BG)	BP-CA5, SBS-CA5	(Optional) One or more BP-CA5, SBS-CA5	AlphaGuard MTS Fluid Applied Roof System	-52.5
SC-15.	Min. 22 ga., type B, Grade 40 steel; 6 ft span; #12 HWH Tek 5, 6" o.c.	Min. 2-inch Trisotech G, Trisotech CGF, Trisotech or H-Shield	LRFIA or LRFIA(BG) (every other deck flange)	<u>Additional Insulation Layer(s)</u> : (Optional) Min. 1-inch base insulation <u>Coverboard</u> : Min. 0.5-inch Blue Ridge Structodek HD with Primed Red Coating	<u>Additional Layer(s)</u> : LRFIA or LRFIA(BG) <u>Coverboard</u> : LRFIA or LRFIA(BG), 6-inch o.c.	BP-CA5, SBS-CA5	(Optional) One or more BP-CA5, SBS-CA5	AlphaGuard MTS Fluid Applied Roof System	-60.0
SC-16.	Min. 22 ga., type B, Grade 80 steel; 6 ft span; #12 HWH Tek 5 with 3/4" washers, 6" o.c.	Min. 1.5-inch Trisotech G, Trisotech CGF, Trisotech, H-Shield, Multi-Max FA3 or Styrofoam Brand Roofmate, Highload 60 or Plazamate	LRFIA or LRFIA(BG) (every other deck flange)	Min. 0.5-inch SECUROCK Gypsum-Fiber Roof Board or SECUROCK Cement Roof Board or min. 7/16-inch DEXcell Cement Roof Board	LRFIA or LRFIA(BG)	BP-CA5, SBS-CA5	(Optional) One or more BP-CA5, SBS-CA5	AlphaGuard MTS Fluid Applied Roof System	-75.0
SC-17.	Min. 22 ga., type B, Grade 80 steel; 6 ft span; #12 HWH Tek 5 with 3/4" washers, 6" o.c.	Min. 0.25-inch DensDeck, Deck Prime or DEXcell FA Glass Mat Roof Board	LRFIA or LRFIA(BG), 6-inch o.c. (every deck flange)	<u>None</u>	N/A	BP-CA5, SBS-CA5	(Optional) One or more BP-CA5, SBS-CA5	AlphaGuard MTS Fluid Applied Roof System	-82.5*
SC-18.	Min. 22 ga., type B, Grade 40 steel; 6 ft span; two (2) #12 HWH Tek 5 with 3/4" washers, 6" o.c.	Min. 2-inch Trisotech G, Trisotech CGF, Trisotech, ISO 95+ GL, Multi-Max FA3, RESISTA or UltraMax or Styrofoam Brand Roofmate, Highload 60 or Plazamate	LRFIA or LRFIA(BG) (every other deck flange)	<u>Additional Insulation Layer(s)</u> : (Optional) Min. 1-inch base insulation <u>Coverboard</u> : Min. 0.25-inch DensDeck, Deck Prime or DEXcell FA Glass Mat Roof Board	LRFIA or LRFIA(BG), 6-inch o.c.	BP-CA5, SBS-CA5	(Optional) One or more BP-CA5, SBS-CA5	AlphaGuard MTS Fluid Applied Roof System	-82.5*
SC-19.	Min. 22 ga., type B, Grade 40 steel; 6 ft span; two (2) #12 HWH Tek 5 with 3/4" washers, 6" o.c.	Min. 2-inch Trisotech G, Trisotech CGF, Trisotech, ISO 95+ GL, Multi-Max FA3, RESISTA or UltraMax or Styrofoam Brand Roofmate, Highload 60 or Plazamate	LRFIA (every other deck flange)	<u>Additional Insulation Layer(s)</u> : (Optional) Min. 1-inch base insulation <u>Coverboard</u> : Min. 0.5-inch DensDeck Prime	LRFIA, 6-inch o.c.	SBS-CA5	(Optional) One or more BP-CA5, SBS-CA5	AlphaGuard MTS Fluid Applied Roof System	-97.5
SC-20.	Min. 22 ga., type B, Grade 40 steel; 6 ft span; two (2) #12 HWH Tek 5 with 3/4" washers, 6" o.c.	Min. 2-inch Trisotech G, Trisotech CGF, Trisotech, ISO 95+ GL, Multi-Max FA3, RESISTA or UltraMax or Styrofoam Brand Roofmate, Highload 60 or Plazamate	LRFIA (every other deck flange)	<u>Additional Insulation Layer(s)</u> : (Optional) Min. 1-inch base insulation <u>Coverboard</u> : Min. 0.5-inch SECUROCK Gypsum-Fiber Roof Board or SECUROCK Cement Roof Board or min. 7/16-inch DEXcell Cement Roof Board	LRFIA, 6-inch o.c.	BP-CA5, SBS-CA5	(Optional) One or more BP-CA5, SBS-CA5	AlphaGuard MTS Fluid Applied Roof System	-97.5

TABLE 2A: STEEL DECKS - NEW CONSTRUCTION OR REROOF (TEAR-OFF)
SYSTEM TYPE A-1: BONDED INSULATION, BONDED ROOF COVER

 REFER TO [NOTE 16](#) FOR VAPOR BARRIER OPTIONS

System No.	Deck (Note 1)	Base Insulation Layer		Top Insulation Layer		Roof Cover (Note 15)			MDP (psf)
		Type	Attach (Notes 6,7,8)	Type	Attach (Notes 6,7,8)	Base Ply	Ply	LARS	
SC-21.	Min. 22 ga., type B, Grade 40 steel; 6 ft span; two (2) #12 HWH Tek's 5 with 3/4" washers, 6" o.c.	Min. 2-inch Trisotech G, Trisotech CGF, Trisotech, H-Shield, ISO 95+ GL, RESISTA or UltraMax or Styrofoam Brand Roofmate, Highload 60 or Plazamate	LRFIA(BG) (every other deck flange)	<u>Additional Insulation Layer(s)</u> : (Optional) Min. 1-inch base insulation <u>Coverboard</u> : Min. 0.5-inch DensDeck Prime	LRFIA(BG), 6-inch o.c.	SBS-CA5	(Optional) One or more BP-CA5, SBS-CA5	AlphaGuard MTS Fluid Applied Roof System	-97.5
SC-22.	Min. 22 ga., type B, Grade 40 steel; 6 ft span; two (2) #12 HWH Tek's 5 with 3/4" washers, 6" o.c.	Min. 2-inch Trisotech G, Trisotech CGF, Trisotech, H-Shield, ISO 95+ GL, RESISTA or UltraMax or Styrofoam Brand Roofmate, Highload 60 or Plazamate	LRFIA(BG) (every other deck flange)	<u>Additional Insulation Layer(s)</u> : (Optional) Min. 1-inch base insulation <u>Coverboard</u> : Min. 0.5-inch SECUROCK Gypsum-Fiber Roof Board or SECUROCK Cement Roof Board or min. 7/16-inch DEXcell Cement Roof Board	LRFIA(BG), 6-inch o.c.	BP-CA5, SBS-CA5	(Optional) One or more BP-CA5, SBS-CA5	AlphaGuard MTS Fluid Applied Roof System	-97.5
SC-23.	Min. 22 ga., type B, Grade 40 steel; 6 ft span; two (2) #12 HWH Tek's 5 with 3/4" washers, 6" o.c.	Min. 0.5-inch DensDeck Prime	LRFIA or LRFIA(BG) (every other deck flange)	None	N/A	SBS-CA5	(Optional) One or more BP-CA5, SBS-CA5	AlphaGuard MTS Fluid Applied Roof System	-112.5
SC-24.	Min. 22 ga., type B, Grade 40 steel; 6 ft span; two (2) #12 HWH Tek's 5 with 3/4" washers, 6" o.c.	Min. 0.25-inch SECUROCK Gypsum-Fiber Roof Board, Min. 0.5-inch SECUROCK Cement Roof Board or min. 7/16-inch DEXcell Cement Roof Board	LRFIA or LRFIA(BG) (every other deck flange)	None	N/A	SBS-CA5	(Optional) One or more BP-CA5, SBS-CA5	AlphaGuard MTS Fluid Applied Roof System	-157.5
SC-25.	Min. 22 ga., type B, Grade 40 steel; 6 ft span; #12 HWH Tek's 5, 6" o.c.	Min. 1.5-inch Trisotech G or Trisotech CGF	PSFA (every other deck flange)	<u>Additional Insulation Layer(s)</u> : (Optional) Min. 1-inch base insulation <u>Coverboard</u> : Min. 0.125-inch TremBoard AC	PSFA	BP-CA5, SBS-CA5	(Optional) One or more BP-CA5, SBS-CA5	AlphaGuard MTS Fluid Applied Roof System	-52.5
SC-26.	Min. 22 ga., type B, Grade 40 steel; 6 ft span; #12 HWH Tek's 5, 6" o.c.	Min. 2-inch Trisotech G or Trisotech CGF	PSFA (every other deck flange)	<u>Additional Insulation Layer(s)</u> : (Optional) Min. 1-inch base insulation <u>Coverboard</u> : Min. 0.5-inch Blue Ridge Structodek HD with Primed Red Coating	<u>Additional Layer(s)</u> : PSFA <u>Coverboard</u> : PSFA, 6-inch o.c.	BP-CA5, SBS-CA5	(Optional) One or more BP-CA5, SBS-CA5	AlphaGuard MTS Fluid Applied Roof System	-60.0
SC-27.	Min. 22 ga., type B, Grade 80 steel; 6 ft span; #12 HWH Tek's 5 with 3/4" washers, 6" o.c.	Min. 1.5-inch Trisotech G or Trisotech CGF	PSFA (every other deck flange)	Min. 0.5-inch SECUROCK Gypsum-Fiber Roof Board or min. 7/16-inch DEXcell Cement Roof Board	PSFA	BP-CA5, SBS-CA5	(Optional) One or more BP-CA5, SBS-CA5	AlphaGuard MTS Fluid Applied Roof System	-75.0
SC-28.	Min. 22 ga., type B, Grade 80 steel; 6 ft span; #12 HWH Tek's 5 with 3/4" washers, 6" o.c.	Min. 0.25-inch DensDeck, Deck Prime or DEXcell FA Glass Mat Roof Board	PSFA, 6-inch o.c. (every deck flange)	<u>None</u>	N/A	BP-CA5, SBS-CA5	(Optional) One or more BP-CA5, SBS-CA5	AlphaGuard MTS Fluid Applied Roof System	-82.5*

TABLE 2A: STEEL DECKS - NEW CONSTRUCTION OR REROOF (TEAR-OFF)
SYSTEM TYPE A-1: BONDED INSULATION, BONDED ROOF COVER

 REFER TO [NOTE 16](#) FOR VAPOR BARRIER OPTIONS

System No.	Deck (Note 1)	Base Insulation Layer		Top Insulation Layer		Roof Cover (Note 15)			MDP (psf)
		Type	Attach (Notes 6,7,8)	Type	Attach (Notes 6,7,8)	Base Ply	Ply	LARS	
SC-29.	Min. 22 ga., type B, Grade 40 steel; 6 ft span; two (2) #12 HWH Tekes 5 with 3/4" washers, 6" o.c.	Min. 2-inch Trisotech G or Trisotech CGF	PSFA (every other deck flange)	<u>Additional Insulation Layer(s)</u> : (Optional) Min. 1-inch base insulation <u>Coverboard</u> : Min. 0.25-inch DensDeck, Deck Prime or DEXcell FA Glass Mat Roof Board	PSFA, 6-inch o.c.	BP-CA5, SBS-CA5	(Optional) One or more BP-CA5, SBS-CA5	AlphaGuard MTS Fluid Applied Roof System	-82.5*
SC-30.	Min. 22 ga., type B, Grade 40 steel; 6 ft span; two (2) #12 HWH Tekes 5 with 3/4" washers, 6" o.c.	Min. 2-inch Trisotech G or Trisotech CGF	PSFA (every other deck flange)	<u>Additional Insulation Layer(s)</u> : (Optional) Min. 1-inch base insulation <u>Coverboard</u> : Min. 0.5-inch DensDeck Prime	PSFA, 6-inch o.c.	SBS-CA5	(Optional) One or more BP-CA5, SBS-CA5	AlphaGuard MTS Fluid Applied Roof System	-97.5
SC-31.	Min. 22 ga., type B, Grade 40 steel; 6 ft span; two (2) #12 HWH Tekes 5 with 3/4" washers, 6" o.c.	Min. 2-inch Trisotech G or Trisotech CGF	PSFA (every other deck flange)	<u>Additional Insulation Layer(s)</u> : (Optional) Min. 1-inch base insulation <u>Coverboard</u> : Min. 0.5-inch SECUROCK Gypsum-Fiber Roof Board or min. 7/16-inch DEXcell Cement Roof Board	PSFA, 6-inch o.c.	BP-CA5, SBS-CA5	(Optional) One or more BP-CA5, SBS-CA5	AlphaGuard MTS Fluid Applied Roof System	-97.5
SC-32.	Min. 22 ga., type B, Grade 40 steel; 6 ft span; two (2) #12 HWH Tekes 5 with 3/4" washers, 6" o.c.	Min. 0.5-inch DensDeck Prime	PSFA (every other deck flange)	None	N/A	SBS-CA5	(Optional) One or more BP-CA5, SBS-CA5	AlphaGuard MTS Fluid Applied Roof System	-112.5
SC-33.	Min. 22 ga., type B, Grade 40 steel; 6 ft span; two (2) #12 HWH Tekes 5 with 3/4" washers, 6" o.c.	Min. 0.25-inch SECUROCK Gypsum-Fiber Roof Board or min. 7/16-inch DEXcell Cement Roof Board	PSFA (every other deck flange)	None	N/A	SBS-CA5	(Optional) One or more BP-CA5, SBS-CA5	AlphaGuard MTS Fluid Applied Roof System	-157.5
HOT-ASPHALT-APPLIED BASE PLY:									
SC-34.	Min. 22 ga., type B, Grade 40 steel; 6 ft span; #12 HWH Tekes 5, 6" o.c.	Min. 1.5-inch Trisotech G, Trisotech CGF, Trisotech, H-Shield, Multi-Max FA3 or Styrofoam Brand Roofmate, Highload 60 or Plazamate	LRFIA or LRFIA(BG) (every other deck flange)	<u>Additional Insulation Layer(s)</u> : (Optional) Min. 1-inch base insulation <u>Coverboard</u> : Min. 0.125-inch TremBoard AC	LRFIA or LRFIA(BG)	BP-AA, SBS-AA	(Optional) One or more BP-AA, SBS-AA	AlphaGuard MTS Fluid Applied Roof System	-52.5
SC-35.	Min. 22 ga., type B, Grade 40 steel; 6 ft span; #12 HWH Tekes 5, 6" o.c.	Min. 2-inch Trisotech G, Trisotech CGF, Trisotech, ISO 95+ GL, Multi-Max FA3, RESISTA or UltraMax or Styrofoam Brand Roofmate, Highload 60 or Plazamate	LRFIA (every other deck flange)	<u>Additional Insulation Layer(s)</u> : (Optional) Min. 1-inch base insulation <u>Coverboard</u> : Min. 0.5-inch DensDeck Prime, SECUROCK Gypsum-Fiber Roof Board or SECUROCK Cement Roof Board or min. 7/16-inch DEXcell Cement Roof Board	LRFIA	BP-AA, SBS-AA	(Optional) One or more BP-AA, SBS-AA	AlphaGuard MTS Fluid Applied Roof System	-60.0

TABLE 2A: STEEL DECKS - NEW CONSTRUCTION OR REROOF (TEAR-OFF)
SYSTEM TYPE A-1: BONDED INSULATION, BONDED ROOF COVER

 REFER TO [NOTE 16](#) FOR VAPOR BARRIER OPTIONS

System No.	Deck (Note 1)	Base Insulation Layer		Top Insulation Layer		Roof Cover (Note 15)			MDP (psf)
		Type	Attach (Notes 6,7,8)	Type	Attach (Notes 6,7,8)	Base Ply	Ply	LARS	
SC-36.	Min. 22 ga., type B, Grade 40 steel; 6 ft span; #12 HWH Tekes 5, 6" o.c.	Min. 2-inch Trisotech G, Trisotech CGF, Trisotech, H-Shield, ISO 95+ GL, RESISTA or UltraMax or Styrofoam Brand Roofmate, Highload 60 or Plazamate	LRFIA(BG) (every other deck flange)	<u>Additional Insulation Layer(s)</u> : (Optional) Min. 1-inch base insulation <u>Coverboard</u> : Min. 0.5-inch DensDeck Prime, SECUROCK Gypsum-Fiber Roof Board or SECUROCK Cement Roof Board or min. 7/16-inch DEXcell Cement Roof Board	LRFIA(BG)	BP-AA, SBS-AA	(Optional) One or more BP-AA, SBS-AA	AlphaGuard MTS Fluid Applied Roof System	-60.0
SC-37.	Min. 22 ga., type B, Grade 80 steel; 6 ft span; #12 HWH Tekes 5 with 3/4" washers, 6" o.c.	Min. 1.5-inch Trisotech G, Trisotech CGF, Trisotech, H-Shield, Multi-Max FA3 or Styrofoam Brand Roofmate, Highload 60 or Plazamate	LRFIA or LRFIA(BG) (every other deck flange)	Min. 0.5-inch SECUROCK Gypsum-Fiber Roof Board or SECUROCK Cement Roof Board or min. 7/16-inch DEXcell Cement Roof Board	LRFIA or LRFIA(BG)	BP-AA, SBS-AA	(Optional) One or more BP-AA, SBS-AA	AlphaGuard MTS Fluid Applied Roof System	-75.0
SC-38.	Min. 22 ga., type B, Grade 40 steel; 6 ft span; two (2) #12 HWH Tekes 5 with 3/4" washers, 6" o.c.	Min. 2-inch Trisotech G, Trisotech CGF, Trisotech, ISO 95+ GL, Multi-Max FA3, RESISTA or UltraMax or Styrofoam Brand Roofmate, Highload 60 or Plazamate	LRFIA (every other deck flange)	<u>Additional Insulation Layer(s)</u> : (Optional) Min. 1-inch base insulation <u>Coverboard</u> : Min. 0.5-inch DensDeck Prime, SECUROCK Gypsum-Fiber Roof Board or SECUROCK Cement Roof Board or min. 7/16-inch DEXcell Cement Roof Board	LRFIA, 6-inch o.c.	BP-AA, SBS-AA	(Optional) One or more BP-AA, SBS-AA	AlphaGuard MTS Fluid Applied Roof System	-97.5
SC-39.	Min. 22 ga., type B, Grade 40 steel; 6 ft span; two (2) #12 HWH Tekes 5 with 3/4" washers, 6" o.c.	Min. 2-inch Trisotech G, Trisotech CGF, Trisotech, H-Shield, ISO 95+ GL, RESISTA or UltraMax or Styrofoam Brand Roofmate, Highload 60 or Plazamate	LRFIA(BG) (every other deck flange)	<u>Additional Insulation Layer(s)</u> : (Optional) Min. 1-inch base insulation <u>Coverboard</u> : Min. 0.5-inch DensDeck Prime, SECUROCK Gypsum-Fiber Roof Board or SECUROCK Cement Roof Board or min. 7/16-inch DEXcell Cement Roof Board	LRFIA(BG), 6-inch o.c.	BP-AA, SBS-AA	(Optional) One or more BP-AA, SBS-AA	AlphaGuard MTS Fluid Applied Roof System	-97.5
SC-40.	Min. 22 ga., type B, Grade 40 steel; 6 ft span; two (2) #12 HWH Tekes 5 with 3/4" washers, 6" o.c.	Min. 0.25-inch SECUROCK Gypsum-Fiber Roof Board, Min. 0.5-inch DensDeck Prime or Min. 0.5-inch SECUROCK Cement Roof Board or min. 7/16-inch DEXcell Cement Roof Board	LRFIA or LRFIA(BG) (every other deck flange)	None	N/A	BP-AA, SBS-AA	(Optional) One or more BP-AA, SBS-AA	AlphaGuard MTS Fluid Applied Roof System	-97.5
SC-41.	Min. 22 ga., type B, Grade 40 steel; 6 ft span; #12 HWH Tekes 5, 6" o.c.	Min. 1.5-inch Trisotech G, Trisotech CGF, Trisotech, H-Shield, Multi-Max FA3 or Styrofoam Brand Roofmate, Highload 60 or Plazamate	LRFIA or LRFIA(BG) (every other deck flange)	<u>Additional Insulation Layer(s)</u> : (Optional) Min. 1-inch base insulation <u>Coverboard</u> : Min. 0.125-inch TremBoard AC	LRFIA or LRFIA(BG)	SBS-AA	(Optional) SBS-TA	AlphaGuard MTS Fluid Applied Roof System	-52.5
SC-42.	Min. 22 ga., type B, Grade 40 steel; 6 ft span; #12 HWH Tekes 5, 6" o.c.	Min. 2-inch Trisotech G, Trisotech CGF, Trisotech, ISO 95+ GL, Multi-Max FA3, RESISTA or UltraMax or Styrofoam Brand Roofmate, Highload 60 or Plazamate	LRFIA (every other deck flange)	<u>Additional Insulation Layer(s)</u> : (Optional) Min. 1-inch base insulation <u>Coverboard</u> : Min. 0.5-inch DensDeck Prime, SECUROCK Gypsum-Fiber Roof Board or SECUROCK Cement Roof Board or min. 7/16-inch DEXcell Cement Roof Board	LRFIA	SBS-AA	(Optional) SBS-TA	AlphaGuard MTS Fluid Applied Roof System	-60.0

TABLE 2A: STEEL DECKS - NEW CONSTRUCTION OR REROOF (TEAR-OFF)
SYSTEM TYPE A-1: BONDED INSULATION, BONDED ROOF COVER
 REFER TO [NOTE 16](#) FOR VAPOR BARRIER OPTIONS

System No.	Deck (Note 1)	Base Insulation Layer		Top Insulation Layer		Roof Cover (Note 15)			MDP (psf)
		Type	Attach (Notes 6,7,8)	Type	Attach (Notes 6,7,8)	Base Ply	Ply	LARS	
SC-43.	Min. 22 ga., type B, Grade 40 steel; 6 ft span; #12 HWH Tekes 5, 6" o.c.	Min. 2-inch Trisotech G, Trisotech CGF, Trisotech, H-Shield, ISO 95+ GL, RESISTA or UltraMax or Styrofoam Brand Roofmate, Highload 60 or Plazamate	LRFIA(BG) (every other deck flange)	<u>Additional Insulation Layer(s)</u> : (Optional) Min. 1-inch base insulation <u>Coverboard</u> : Min. 0.5-inch DensDeck Prime, SECUROCK Gypsum-Fiber Roof Board or SECUROCK Cement Roof Board or min. 7/16-inch DEXcell Cement Roof Board	LRFIA(BG)	SBS-AA	(Optional) SBS-TA	AlphaGuard MTS Fluid Applied Roof System	-60.0
SC-44.	Min. 22 ga., type B, Grade 80 steel; 6 ft span; #12 HWH Tekes 5 with 3/4" washers, 6" o.c.	Min. 1.5-inch Trisotech G, Trisotech CGF, Trisotech, H-Shield, Multi-Max FA3 or Styrofoam Brand Roofmate, Highload 60 or Plazamate	LRFIA or LRFIA(BG) (every other deck flange)	Min. 0.5-inch SECUROCK Gypsum-Fiber Roof Board or SECUROCK Cement Roof Board or min. 7/16-inch DEXcell Cement Roof Board	LRFIA or LRFIA(BG)	SBS-AA	(Optional) SBS-TA	AlphaGuard MTS Fluid Applied Roof System	-75.0
SC-45.	Min. 22 ga., type B, Grade 40 steel; 6 ft span; two (2) #12 HWH Tekes 5 with 3/4" washers, 6" o.c.	Min. 2-inch Trisotech G, Trisotech CGF, Trisotech, ISO 95+ GL, Multi-Max FA3, RESISTA or UltraMax or Styrofoam Brand Roofmate, Highload 60 or Plazamate	LRFIA (every other deck flange)	<u>Additional Insulation Layer(s)</u> : (Optional) Min. 1-inch base insulation <u>Coverboard</u> : Min. 0.5-inch DensDeck Prime, SECUROCK Gypsum-Fiber Roof Board or SECUROCK Cement Roof Board or min. 7/16-inch DEXcell Cement Roof Board	LRFIA, 6-inch o.c.	SBS-AA	(Optional) SBS-TA	AlphaGuard MTS Fluid Applied Roof System	-97.5
SC-46.	Min. 22 ga., type B, Grade 40 steel; 6 ft span; two (2) #12 HWH Tekes 5 with 3/4" washers, 6" o.c.	Min. 2-inch Trisotech G, Trisotech CGF, Trisotech, H-Shield, ISO 95+ GL, RESISTA or UltraMax or Styrofoam Brand Roofmate, Highload 60 or Plazamate	LRFIA(BG) (every other deck flange)	<u>Additional Insulation Layer(s)</u> : (Optional) Min. 1-inch base insulation <u>Coverboard</u> : Min. 0.5-inch DensDeck Prime, SECUROCK Gypsum-Fiber Roof Board or SECUROCK Cement Roof Board or min. 7/16-inch DEXcell Cement Roof Board	LRFIA(BG), 6-inch o.c.	SBS-AA	(Optional) SBS-TA	AlphaGuard MTS Fluid Applied Roof System	-97.5
SC-47.	Min. 22 ga., type B, Grade 40 steel; 6 ft span; two (2) #12 HWH Tekes 5 with 3/4" washers, 6" o.c.	Min. 0.25-inch SECUROCK Gypsum-Fiber Roof Board, Min. 0.5-inch DensDeck Prime or Min. 0.5-inch SECUROCK Cement Roof Board or min. 7/16-inch DEXcell Cement Roof Board	LRFIA or LRFIA(BG) (every other deck flange)	None	N/A	SBS-AA	(Optional) SBS-TA	AlphaGuard MTS Fluid Applied Roof System	-97.5
SC-48.	Min. 22 ga., type B, Grade 40 steel; 6 ft span; #12 HWH Tekes 5, 6" o.c.	Min. 1.5-inch Trisotech G or Trisotech CGF	PSFA (every other deck flange)	<u>Additional Insulation Layer(s)</u> : (Optional) Min. 1-inch base insulation <u>Coverboard</u> : Min. 0.125-inch TremBoard AC	PSFA	BP-AA, SBS-AA	(Optional) One or more BP-AA, SBS-AA	AlphaGuard MTS Fluid Applied Roof System	-52.5
SC-49.	Min. 22 ga., type B, Grade 40 steel; 6 ft span; #12 HWH Tekes 5, 6" o.c.	Min. 2-inch Trisotech G or Trisotech CGF	PSFA (every other deck flange)	<u>Additional Insulation Layer(s)</u> : (Optional) Min. 1-inch base insulation <u>Coverboard</u> : Min. 0.5-inch DensDeck Prime or SECUROCK Gypsum-Fiber Roof Board or min. 7/16-inch DEXcell Cement Roof Board	PSFA	BP-AA, SBS-AA	(Optional) One or more BP-AA, SBS-AA	AlphaGuard MTS Fluid Applied Roof System	-60.0

TABLE 2A: STEEL DECKS - NEW CONSTRUCTION OR REROOF (TEAR-OFF)
SYSTEM TYPE A-1: BONDED INSULATION, BONDED ROOF COVER
 REFER TO [NOTE 16](#) FOR VAPOR BARRIER OPTIONS

System No.	Deck (Note 1)	Base Insulation Layer		Top Insulation Layer		Roof Cover (Note 15)			MDP (psf)
		Type	Attach (Notes 6,7,8)	Type	Attach (Notes 6,7,8)	Base Ply	Ply	LARS	
SC-50.	Min. 22 ga., type B, Grade 80 steel; 6 ft span; #12 HWH Tekes 5 with 3/4" washers, 6" o.c.	Min. 1.5-inch Trisotech G or Trisotech CGF	PSFA (every other deck flange)	Min. 0.5-inch SECUROCK Gypsum-Fiber Roof Board or min. 7/16-inch DEXcell Cement Roof Board	PSFA	BP-AA, SBS-AA	(Optional) One or more BP-AA, SBS-AA	AlphaGuard MTS Fluid Applied Roof System	-75.0
SC-51.	Min. 22 ga., type B, Grade 40 steel; 6 ft span; two (2) #12 HWH Tekes 5 with 3/4" washers, 6" o.c.	Min. 2-inch Trisotech G or Trisotech CGF	PSFA (every other deck flange)	<u>Additional Insulation Layer(s)</u> : (Optional) Min. 1-inch base insulation <u>Coverboard</u> : Min. 0.5-inch DensDeck Prime or SECUROCK Gypsum-Fiber Roof Board or min. 7/16-inch DEXcell Cement Roof Board	PSFA, 6-inch o.c.	BP-AA, SBS-AA	(Optional) One or more BP-AA, SBS-AA	AlphaGuard MTS Fluid Applied Roof System	-97.5
SC-52.	Min. 22 ga., type B, Grade 40 steel; 6 ft span; two (2) #12 HWH Tekes 5 with 3/4" washers, 6" o.c.	Min. 0.25-inch SECUROCK Gypsum-Fiber Roof Board, Min. 0.5-inch DensDeck Prime or min. 7/16-inch DEXcell Cement Roof Board	PSFA (every other deck flange)	None	N/A	BP-AA, SBS-AA	(Optional) One or more BP-AA, SBS-AA	AlphaGuard MTS Fluid Applied Roof System	-97.5
SC-53.	Min. 22 ga., type B, Grade 40 steel; 6 ft span; #12 HWH Tekes 5, 6" o.c.	Min. 1.5-inch Trisotech G or Trisotech CGF	PSFA (every other deck flange)	<u>Additional Insulation Layer(s)</u> : (Optional) Min. 1-inch base insulation <u>Coverboard</u> : Min. 0.125-inch TremBoard AC	PSFA	SBS-AA	(Optional) SBS-TA	AlphaGuard MTS Fluid Applied Roof System	-52.5
SC-54.	Min. 22 ga., type B, Grade 40 steel; 6 ft span; #12 HWH Tekes 5, 6" o.c.	Min. 2-inch Trisotech G or Trisotech CGF	PSFA (every other deck flange)	<u>Additional Insulation Layer(s)</u> : (Optional) Min. 1-inch base insulation <u>Coverboard</u> : Min. 0.5-inch DensDeck Prime or SECUROCK Gypsum-Fiber Roof Board or min. 7/16-inch DEXcell Cement Roof Board	PSFA	SBS-AA	(Optional) SBS-TA	AlphaGuard MTS Fluid Applied Roof System	-60.0
SC-55.	Min. 22 ga., type B, Grade 80 steel; 6 ft span; #12 HWH Tekes 5 with 3/4" washers, 6" o.c.	Min. 1.5-inch Trisotech G or Trisotech CGF	PSFA (every other deck flange)	Min. 0.5-inch SECUROCK Gypsum-Fiber Roof Board or min. 7/16-inch DEXcell Cement Roof Board	PSFA	SBS-AA	(Optional) SBS-TA	AlphaGuard MTS Fluid Applied Roof System	-75.0
SC-56.	Min. 22 ga., type B, Grade 40 steel; 6 ft span; two (2) #12 HWH Tekes 5 with 3/4" washers, 6" o.c.	Min. 2-inch Trisotech G or Trisotech CGF	PSFA (every other deck flange)	<u>Additional Insulation Layer(s)</u> : (Optional) Min. 1-inch base insulation <u>Coverboard</u> : Min. 0.5-inch DensDeck Prime or SECUROCK Gypsum-Fiber Roof Board or min. 7/16-inch DEXcell Cement Roof Board	PSFA, 6-inch o.c.	SBS-AA	(Optional) SBS-TA	AlphaGuard MTS Fluid Applied Roof System	-97.5
SC-57.	Min. 22 ga., type B, Grade 40 steel; 6 ft span; two (2) #12 HWH Tekes 5 with 3/4" washers, 6" o.c.	Min. 0.25-inch SECUROCK Gypsum-Fiber Roof Board, Min. 0.5-inch DensDeck Prime or min. 7/16-inch DEXcell Cement Roof Board	PSFA (every other deck flange)	None	N/A	SBS-AA	(Optional) SBS-TA	AlphaGuard MTS Fluid Applied Roof System	-97.5

SEBS-APPLIED BASE PLY:

TABLE 2A: STEEL DECKS - NEW CONSTRUCTION OR REROOF (TEAR-OFF)
SYSTEM TYPE A-1: BONDED INSULATION, BONDED ROOF COVER

 REFER TO [NOTE 16](#) FOR VAPOR BARRIER OPTIONS

System No.	Deck (Note 1)	Base Insulation Layer		Top Insulation Layer		Roof Cover (Note 15)			MDP (psf)
		Type	Attach (Notes 6,7,8)	Type	Attach (Notes 6,7,8)	Base Ply	Ply	LARS	
SC-58.	Min. 22 ga., type B, Grade 40 steel; 6 ft span; #12 HWH Tek 5, 6" o.c.	Min. 1.5-inch Trisotech G, Trisotech CGF, Trisotech, H-Shield, Multi-Max FA3 or Styrofoam Brand Roofmate, Highload 60 or Plazamate	LRFIA or LRFIA(BG) (every other deck flange)	<u>Additional Insulation Layer(s)</u> : (Optional) Min. 1-inch base insulation <u>Coverboard</u> : Min. 0.125-inch TremBoard AC	LRFIA or LRFIA(BG)	BP-SEBS, SBS-SEBS	(Optional) BP-SEBS, SBS-SEBS	AlphaGuard MTS Fluid Applied Roof System	-52.5
SC-59.	Min. 22 ga., type B, Grade 40 steel; 6 ft span; #12 HWH Tek 5, 6" o.c.	Min. 2-inch Trisotech G, Trisotech CGF, Trisotech, ISO 95+ GL, Multi-Max FA3, RESISTA or UltraMax or Styrofoam Brand Roofmate, Highload 60 or Plazamate	LRFIA (every other deck flange)	<u>Additional Insulation Layer(s)</u> : (Optional) Min. 1-inch base insulation <u>Coverboard</u> : Min. 0.5-inch DensDeck Prime, SECUROCK Gypsum-Fiber Roof Board or SECUROCK Cement Roof Board or min. 7/16-inch DEXcell Cement Roof Board	LRFIA	BP-SEBS, SBS-SEBS	(Optional) BP-SEBS, SBS-SEBS	AlphaGuard MTS Fluid Applied Roof System	-60.0
SC-60.	Min. 22 ga., type B, Grade 40 steel; 6 ft span; #12 HWH Tek 5, 6" o.c.	Min. 2-inch Trisotech G, Trisotech CGF, Trisotech, H-Shield, ISO 95+ GL, RESISTA or UltraMax or Styrofoam Brand Roofmate, Highload 60 or Plazamate	LRFIA(BG) (every other deck flange)	<u>Additional Insulation Layer(s)</u> : (Optional) Min. 1-inch base insulation <u>Coverboard</u> : Min. 0.5-inch DensDeck Prime, SECUROCK Gypsum-Fiber Roof Board or SECUROCK Cement Roof Board or min. 7/16-inch DEXcell Cement Roof Board	LRFIA(BG)	BP-SEBS, SBS-SEBS	(Optional) BP-SEBS, SBS-SEBS	AlphaGuard MTS Fluid Applied Roof System	-60.0
SC-61.	Min. 22 ga., type B, Grade 80 steel; 6 ft span; #12 HWH Tek 5 with 3/8" washers, 6" o.c.	Min. 1.5-inch Trisotech G, Trisotech CGF, Trisotech, H-Shield, Multi-Max FA3 or Styrofoam Brand Roofmate, Highload 60 or Plazamate	LRFIA or LRFIA(BG) (every other deck flange)	Min. 0.5-inch SECUROCK Gypsum-Fiber Roof Board or SECUROCK Cement Roof Board or min. 7/16-inch DEXcell Cement Roof Board	LRFIA or LRFIA(BG)	BP-SEBS, SBS-SEBS	(Optional) BP-SEBS, SBS-SEBS	AlphaGuard MTS Fluid Applied Roof System	-75.0
SC-62.	Min. 22 ga., type B, Grade 40 steel; 6 ft span; two (2) #12 HWH Tek 5 with 3/8" washers, 6" o.c.	Min. 0.5-inch DensDeck Prime	LRFIA or LRFIA(BG) (every other deck flange)	None	N/A	BP-SEBS, SBS-SEBS	(Optional) BP-SEBS, SBS-SEBS	AlphaGuard MTS Fluid Applied Roof System	-97.5
SC-63.	Min. 22 ga., type B, Grade 40 steel; 6 ft span; two (2) #12 HWH Tek 5 with 3/8" washers, 6" o.c.	Min. 2-inch Trisotech G, Trisotech CGF, Trisotech, ISO 95+ GL, Multi-Max FA3, RESISTA or UltraMax or Styrofoam Brand Roofmate, Highload 60 or Plazamate	LRFIA (every other deck flange)	<u>Additional Insulation Layer(s)</u> : (Optional) Min. 1-inch base insulation <u>Coverboard</u> : Min. 0.5-inch DensDeck Prime, SECUROCK Gypsum-Fiber Roof Board or SECUROCK Cement Roof Board or min. 7/16-inch DEXcell Cement Roof Board	LRFIA, 6-inch o.c.	BP-SEBS, SBS-SEBS	(Optional) BP-SEBS, SBS-SEBS	AlphaGuard MTS Fluid Applied Roof System	-97.5
SC-64.	Min. 22 ga., type B, Grade 40 steel; 6 ft span; two (2) #12 HWH Tek 5 with 3/8" washers, 6" o.c.	Min. 2-inch Trisotech G, Trisotech CGF, Trisotech, H-Shield, ISO 95+ GL, RESISTA or UltraMax or Styrofoam Brand Roofmate, Highload 60 or Plazamate	LRFIA(BG) (every other deck flange)	<u>Additional Insulation Layer(s)</u> : (Optional) Min. 1-inch base insulation <u>Coverboard</u> : Min. 0.5-inch DensDeck Prime, SECUROCK Gypsum-Fiber Roof Board or SECUROCK Cement Roof Board or min. 7/16-inch DEXcell Cement Roof Board	LRFIA(BG), 6-inch o.c.	BP-SEBS, SBS-SEBS	(Optional) BP-SEBS, SBS-SEBS	AlphaGuard MTS Fluid Applied Roof System	-97.5

TABLE 2A: STEEL DECKS - NEW CONSTRUCTION OR REROOF (TEAR-OFF)
SYSTEM TYPE A-1: BONDED INSULATION, BONDED ROOF COVER

 REFER TO [NOTE 16](#) FOR VAPOR BARRIER OPTIONS

System No.	Deck (Note 1)	Base Insulation Layer		Top Insulation Layer		Roof Cover (Note 15)			MDP (psf)
		Type	Attach (Notes 6,7,8)	Type	Attach (Notes 6,7,8)	Base Ply	Ply	LARS	
SC-65.	Min. 22 ga., type B, Grade 40 steel; 6 ft span; two (2) #12 HWH Tekes 5 with 3/4" washers, 6" o.c.	Min. 0.25-inch SECUROCK Gypsum-Fiber Roof Board	LRFIA or LRFIA(BG) (every other deck flange)	None	N/A	BP-SEBS, SBS-SEBS	(Optional) BP-SEBS, SBS-SEBS	AlphaGuard MTS Fluid Applied Roof System	-157.5
SC-66.	Min. 22 ga., type B, Grade 40 steel; 6 ft span; two (2) #12 HWH Tekes 5 with 3/4" washers, 6" o.c.	Min. 0.5-inch SECUROCK Cement Roof Board or min. 7/16-inch DEXcell Cement Roof Board	LRFIA or LRFIA(BG) (every other deck flange)	None	N/A	BP-SEBS, SBS-SEBS	(Optional) BP-SEBS, SBS-SEBS	AlphaGuard MTS Fluid Applied Roof System	-157.5
SC-67.	Min. 22 ga., type B, Grade 40 steel; 6 ft span; #12 HWH Tekes 5, 6" o.c.	Min. 1.5-inch Trisotech G or Trisotech CGF	PSFA (every other deck flange)	<u>Additional Insulation Layer(s)</u> : (Optional) Min. 1-inch base insulation <u>Coverboard</u> : Min. 0.125-inch TremBoard AC	PSFA	BP-SEBS, SBS-SEBS	(Optional) BP-SEBS, SBS-SEBS	AlphaGuard MTS Fluid Applied Roof System	-52.5
SC-68.	Min. 22 ga., type B, Grade 40 steel; 6 ft span; #12 HWH Tekes 5, 6" o.c.	Min. 2-inch Trisotech G or Trisotech CGF	PSFA (every other deck flange)	<u>Additional Insulation Layer(s)</u> : (Optional) Min. 1-inch base insulation <u>Coverboard</u> : Min. 0.5-inch DensDeck Prime or SECUROCK Gypsum-Fiber Roof Board or min. 7/16-inch DEXcell Cement Roof Board	PSFA	BP-SEBS, SBS-SEBS	(Optional) BP-SEBS, SBS-SEBS	AlphaGuard MTS Fluid Applied Roof System	-60.0
SC-69.	Min. 22 ga., type B, Grade 80 steel; 6 ft span; #12 HWH Tekes 5 with 3/4" washers, 6" o.c.	Min. 1.5-inch Trisotech G or Trisotech CGF	PSFA (every other deck flange)	Min. 0.5-inch SECUROCK Gypsum-Fiber Roof Board or min. 7/16-inch DEXcell Cement Roof Board	PSFA	BP-SEBS, SBS-SEBS	(Optional) BP-SEBS, SBS-SEBS	AlphaGuard MTS Fluid Applied Roof System	-75.0
SC-70.	Min. 22 ga., type B, Grade 40 steel; 6 ft span; two (2) #12 HWH Tekes 5 with 3/4" washers, 6" o.c.	Min. 0.5-inch DensDeck Prime	PSFA (every other deck flange)	None	N/A	BP-SEBS, SBS-SEBS	(Optional) BP-SEBS, SBS-SEBS	AlphaGuard MTS Fluid Applied Roof System	-97.5
SC-71.	Min. 22 ga., type B, Grade 40 steel; 6 ft span; two (2) #12 HWH Tekes 5 with 3/4" washers, 6" o.c.	Min. 2-inch Trisotech G or Trisotech CGF	PSFA (every other deck flange)	<u>Additional Insulation Layer(s)</u> : (Optional) Min. 1-inch base insulation <u>Coverboard</u> : Min. 0.5-inch DensDeck Prime or SECUROCK Gypsum-Fiber Roof Board or min. 7/16-inch DEXcell Cement Roof Board	PSFA, 6-inch o.c.	BP-SEBS, SBS-SEBS	(Optional) BP-SEBS, SBS-SEBS	AlphaGuard MTS Fluid Applied Roof System	-97.5
SC-72.	Min. 22 ga., type B, Grade 40 steel; 6 ft span; two (2) #12 HWH Tekes 5 with 3/4" washers, 6" o.c.	Min. 0.25-inch SECUROCK Gypsum-Fiber Roof Board or min. 7/16-inch DEXcell Cement Roof Board	PSFA (every other deck flange)	None	N/A	BP-SEBS, SBS-SEBS	(Optional) BP-SEBS, SBS-SEBS	AlphaGuard MTS Fluid Applied Roof System	-157.5

TORCH-APPLIED BASE PLY:

TABLE 2A: STEEL DECKS - NEW CONSTRUCTION OR REROOF (TEAR-OFF)
SYSTEM TYPE A-1: BONDED INSULATION, BONDED ROOF COVER

 REFER TO [NOTE 16](#) FOR VAPOR BARRIER OPTIONS

System No.	Deck (Note 1)	Base Insulation Layer		Top Insulation Layer		Roof Cover (Note 15)			MDP (psf)
		Type	Attach (Notes 6,7,8)	Type	Attach (Notes 6,7,8)	Base Ply	Ply	LARS	
SC-73.	Min. 22 ga., type B, Grade 40 steel; 6 ft span; #12 HWH Tek's 5, 6" o.c.	Min. 2-inch Trisotech G, Trisotech CGF, Trisotech, ISO 95+ GL, Multi-Max FA3, RESISTA or UltraMax or Styrofoam Brand Roofmate, Highload 60 or Plazamate	LRFIA (every other deck flange)	<u>Additional Insulation Layer(s)</u> : (Optional) Min. 1-inch base insulation <u>Coverboard</u> : Min. 0.5-inch DensDeck Prime, SECUROCK Gypsum-Fiber Roof Board or SECUROCK Cement Roof Board or min. 7/16-inch DEXcell Cement Roof Board	LRFIA	SBS-TA	(Optional) SBS-TA	AlphaGuard MTS Fluid Applied Roof System	-60.0
SC-74.	Min. 22 ga., type B, Grade 40 steel; 6 ft span; #12 HWH Tek's 5, 6" o.c.	Min. 2-inch Trisotech G, Trisotech CGF, Trisotech, H-Shield, ISO 95+ GL, RESISTA or UltraMax or Styrofoam Brand Roofmate, Highload 60 or Plazamate	LRFIA(BG) (every other deck flange)	<u>Additional Insulation Layer(s)</u> : (Optional) Min. 1-inch base insulation <u>Coverboard</u> : Min. 0.5-inch DensDeck Prime, SECUROCK Gypsum-Fiber Roof Board or SECUROCK Cement Roof Board or min. 7/16-inch DEXcell Cement Roof Board	LRFIA(BG)	SBS-TA	(Optional) SBS-TA	AlphaGuard MTS Fluid Applied Roof System	-60.0
SC-75.	Min. 22 ga., type B, Grade 80 steel; 6 ft span; #12 HWH Tek's 5 with 3/4" washers, 6" o.c.	Min. 1.5-inch Trisotech G, Trisotech CGF, Trisotech, H-Shield, Multi-Max FA3 or Styrofoam Brand Roofmate, Highload 60 or Plazamate	LRFIA or LRFIA(BG) (every other deck flange)	Min. 0.5-inch SECUROCK Gypsum-Fiber Roof Board or SECUROCK Cement Roof Board or min. 7/16-inch DEXcell Cement Roof Board	LRFIA or LRFIA(BG)	SBS-TA	(Optional) SBS-TA	AlphaGuard MTS Fluid Applied Roof System	-75.0
SC-76.	Min. 22 ga., type B, Grade 40 steel; 6 ft span; two (2) #12 HWH Tek's 5 with 3/4" washers, 6" o.c.	Min. 2-inch Trisotech G, Trisotech CGF, Trisotech, ISO 95+ GL, Multi-Max FA3, RESISTA or UltraMax or Styrofoam Brand Roofmate, Highload 60 or Plazamate	LRFIA (every other deck flange)	<u>Additional Insulation Layer(s)</u> : (Optional) Min. 1-inch base insulation <u>Coverboard</u> : Min. 0.5-inch DensDeck Prime, SECUROCK Gypsum-Fiber Roof Board or SECUROCK Cement Roof Board or min. 7/16-inch DEXcell Cement Roof Board	LRFIA, 6-inch o.c.	SBS-TA	(Optional) SBS-TA	AlphaGuard MTS Fluid Applied Roof System	-97.5
SC-77.	Min. 22 ga., type B, Grade 40 steel; 6 ft span; two (2) #12 HWH Tek's 5 with 3/4" washers, 6" o.c.	Min. 2-inch Trisotech G, Trisotech CGF, Trisotech, H-Shield, ISO 95+ GL, RESISTA or UltraMax or Styrofoam Brand Roofmate, Highload 60 or Plazamate	LRFIA(BG) (every other deck flange)	<u>Additional Insulation Layer(s)</u> : (Optional) Min. 1-inch base insulation <u>Coverboard</u> : Min. 0.5-inch DensDeck Prime, SECUROCK Gypsum-Fiber Roof Board or SECUROCK Cement Roof Board or min. 7/16-inch DEXcell Cement Roof Board	LRFIA(BG), 6-inch o.c.	SBS-TA	(Optional) SBS-TA	AlphaGuard MTS Fluid Applied Roof System	-97.5
SC-78.	Min. 22 ga., type B, Grade 40 steel; 6 ft span; two (2) #12 HWH Tek's 5 with 3/4" washers, 6" o.c.	Min. 0.5-inch DensDeck Prime	LRFIA or LRFIA(BG) (every other deck flange)	None	N/A	SBS-TA	(Optional) SBS-TA	AlphaGuard MTS Fluid Applied Roof System	-112.5
SC-79.	Min. 22 ga., type B, Grade 40 steel; 6 ft span; two (2) #12 HWH Tek's 5 with 3/4" washers, 6" o.c.	Min. 0.25-inch SECUROCK Gypsum-Fiber Roof Board or min. 0.5-inch SECUROCK Cement Roof Board or min. 7/16-inch DEXcell Cement Roof Board	LRFIA or LRFIA(BG) (every other deck flange)	None	N/A	SBS-TA	(Optional) SBS-TA	AlphaGuard MTS Fluid Applied Roof System	-157.5

TABLE 2A: STEEL DECKS - NEW CONSTRUCTION OR REROOF (TEAR-OFF)
SYSTEM TYPE A-1: BONDED INSULATION, BONDED ROOF COVER

 REFER TO [NOTE 16](#) FOR VAPOR BARRIER OPTIONS

System No.	Deck (Note 1)	Base Insulation Layer		Top Insulation Layer		Roof Cover (Note 15)			MDP (psf)
		Type	Attach (Notes 6,7,8)	Type	Attach (Notes 6,7,8)	Base Ply	Ply	LARS	
SC-80.	Min. 22 ga., type B, Grade 40 steel; 6 ft span; #12 HWH Tek 5, 6" o.c.	Min. 2-inch Trisotech G or Trisotech CGF	PSFA (every other deck flange)	<u>Additional Insulation Layer(s):</u> (Optional) Min. 1-inch base insulation <u>Coverboard:</u> Min. 0.5-inch DensDeck Prime or SECUROCK Gypsum-Fiber Roof Board or min. 7/16-inch DEXcell Cement Roof Board	PSFA	SBS-TA	(Optional) SBS-TA	AlphaGuard MTS Fluid Applied Roof System	-60.0
SC-81.	Min. 22 ga., type B, Grade 80 steel; 6 ft span; #12 HWH Tek 5 with 3/4" washers, 6" o.c.	Min. 1.5-inch Trisotech G or Trisotech CGF	PSFA (every other deck flange)	Min. 0.5-inch SECUROCK Gypsum-Fiber Roof Board or min. 7/16-inch DEXcell Cement Roof Board	PSFA	SBS-TA	(Optional) SBS-TA	AlphaGuard MTS Fluid Applied Roof System	-75.0
SC-82.	Min. 22 ga., type B, Grade 40 steel; 6 ft span; two (2) #12 HWH Tek 5 with 3/4" washers, 6" o.c.	Min. 2-inch Trisotech G or Trisotech CGF	PSFA (every other deck flange)	<u>Additional Insulation Layer(s):</u> (Optional) Min. 1-inch base insulation <u>Coverboard:</u> Min. 0.5-inch DensDeck Prime or SECUROCK Gypsum-Fiber Roof Board or min. 7/16-inch DEXcell Cement Roof Board	PSFA, 6-inch o.c.	SBS-TA	(Optional) SBS-TA	AlphaGuard MTS Fluid Applied Roof System	-97.5
SC-83.	Min. 22 ga., type B, Grade 40 steel; 6 ft span; two (2) #12 HWH Tek 5 with 3/4" washers, 6" o.c.	Min. 0.5-inch DensDeck Prime	PSFA (every other deck flange)	None	N/A	SBS-TA	(Optional) SBS-TA	AlphaGuard MTS Fluid Applied Roof System	-112.5
SC-84.	Min. 22 ga., type B, Grade 40 steel; 6 ft span; two (2) #12 HWH Tek 5 with 3/4" washers, 6" o.c.	Min. 0.25-inch SECUROCK Gypsum-Fiber Roof Board or min. 7/16-inch DEXcell Cement Roof Board	PSFA (every other deck flange)	None	N/A	SBS-TA	(Optional) SBS-TA	AlphaGuard MTS Fluid Applied Roof System	-157.5

TABLE 2B: STEEL DECKS - NEW CONSTRUCTION, REROOF (TEAR-OFF)
SYSTEM TYPE A-3: BONDED THERMAL BARRIER, BONDED VAPOR BARRIER, BONDED INSULATION, BONDED ROOF COVER

System No.	Deck (Note 1)	Thermal Barrier		Primer	Vapor Barrier (Note 15)	Insulation Layer(s)		Roof Cover (Note 15)			MDP (psf)
		Type	Attach			Type	Attach (Notes 6,7,8)	Base Ply	Ply	LARS	
BURMASTIC ADHESIVE MC APPLIED BASE PLY:											
SC-85.	Min. 22 ga., Type B, Grade 40 steel; 6 ft span; #12 HWH Teks 5, 6" o.c.	Min. 0.25-inch SECUROCK Gypsum-Fiber Roof Board or Min. 0.5-inch SECUROCK Cement Roof Board or min. 7/16-inch DEXcell Cement Roof Board	LRFIA or LRFIA(BG) (every other deck flange)	(Optional) ASTM D41	SBS-TA or POWERply SBS Base HW, torch-applied	<u>Insulation Layer(s)</u> : One or more, min. 1-inch Trisotech G, Trisotech CGF, EnergyGuard Polyiso Insulation, Trisotech, H-Shield, ISO 95+ GL, Multi-Max FA3, RESISTA, UltraMax or Styrofoam Brand Roofmate, Highload 60 or Plazamate <u>Coverboard</u> : Min. 0.125-inch TremBoard AC	LRFIA or LRFIA(BG)	BP-CA6 or SBS-CA6	(Optional) One or more BP-CA6 or SBS-CA6	AlphaGuard MTS Fluid Applied Roof System	-52.5
SC-86.	Min. 22 ga., Type B, Grade 40 steel; 6 ft span; #12 HWH Teks 5, 6" o.c.	Min. 0.5-inch DensDeck, DensDeck Prime or SECUROCK Gypsum-Fiber Roof Board	LRFIA or LRFIA(BG), 6-inch o.c. (every deck flange)	Tremco AVC Membrane Primer or Tremco AVC Membrane Primer (WB)	Tremco AVC Max	<u>Insulation Layer(s)</u> : One or more, min. 1-inch Trisotech G, Trisotech CGF, EnergyGuard Polyiso Insulation, Trisotech, H-Shield, ISO 95+ GL, Multi-Max FA3, RESISTA, UltraMax or Styrofoam Brand Roofmate, Highload 60 or Plazamate <u>Coverboard</u> : Min. 0.125-inch TremBoard AC or min. 0.5-inch SECUROCK Gypsum-Fiber Roof Board	LRFIA or LRFIA(BG)	BP-CA6 or SBS-CA6	(Optional) One or more BP-CA6 or SBS-CA6	AlphaGuard MTS Fluid Applied Roof System	-52.5
SC-87.	Min. 22 ga., Type B, Grade 40 steel; 6 ft span; #12 HWH Teks 5, 6" o.c.	Min. 0.25-inch SECUROCK Gypsum-Fiber Roof Board or Min. 0.5-inch SECUROCK Cement Roof Board or min. 7/16-inch DEXcell Cement Roof Board	LRFIA or LRFIA(BG) (every other deck flange)	(Optional) ASTM D41	SBS-TA or POWERply SBS Base HW, torch-applied	<u>Insulation Layer(s)</u> : One or more, min. 1-inch Trisotech G, Trisotech CGF, Trisotech, EnergyGuard Polyiso Insulation, H-Shield, ISO 95+ GL, Multi-Max FA3, RESISTA or UltraMax or Styrofoam Brand Roofmate, Highload 60 or Plazamate <u>Coverboard</u> : Min. 0.5-inch SECUROCK Gypsum-Fiber Roof Board	LRFIA or LRFIA(BG)	BP-CA6 or SBS-CA6	(Optional) One or more BP-CA6 or SBS-CA6	AlphaGuard MTS Fluid Applied Roof System	-67.5
SC-88.	Min. 22 ga., Type B, Grade 40 steel; 6 ft span; #12 HWH Teks 5, 6" o.c.	Min. 0.25-inch SECUROCK Gypsum-Fiber Roof Board or min. 7/16-inch DEXcell Cement Roof Board	PSFA (every other deck flange)	(Optional) ASTM D41	SBS-TA or POWERply SBS Base HW, torch-applied	<u>Insulation Layer(s)</u> : One or more, min. 1-inch Trisotech G or Trisotech CGF <u>Coverboard</u> : Min. 0.125-inch TremBoard AC	PSFA	BP-CA6 or SBS-CA6	(Optional) One or more BP-CA6 or SBS-CA6	AlphaGuard MTS Fluid Applied Roof System	-52.5
SC-89.	Min. 22 ga., Type B, Grade 40 steel; 6 ft span; #12 HWH Teks 5, 6" o.c.	Min. 0.5-inch DensDeck, DensDeck Prime or SECUROCK Gypsum-Fiber Roof Board	PSFA, 6-inch o.c. (every deck flange)	Tremco AVC Membrane Primer or Tremco AVC Membrane Primer (WB)	Tremco AVC Max	<u>Insulation Layer(s)</u> : One or more, min. 1-inch Trisotech G or Trisotech CGF <u>Coverboard</u> : Min. 0.125-inch TremBoard AC or min. 0.5-inch SECUROCK Gypsum-Fiber Roof Board	PSFA	BP-CA6 or SBS-CA6	(Optional) One or more BP-CA6 or SBS-CA6	AlphaGuard MTS Fluid Applied Roof System	-52.5

TABLE 2B: STEEL DECKS - NEW CONSTRUCTION, REROOF (TEAR-OFF)
SYSTEM TYPE A-3: BONDED THERMAL BARRIER, BONDED VAPOR BARRIER, BONDED INSULATION, BONDED ROOF COVER

System No.	Deck (Note 1)	Thermal Barrier		Primer	Vapor Barrier (Note 15)	Insulation Layer(s)		Roof Cover (Note 15)			MDP (psf)	
		Type	Attach			Type	Attach (Notes 6,7,8)	Base Ply	Ply	LARS		
SC-90.	Min. 22 ga., Type B, Grade 40 steel; 6 ft span; #12 HWH TekS 5, 6" o.c.	Min. 0.25-inch SECUROCK Gypsum-Fiber Roof Board or min. 7/16-inch DEXcell Cement Roof Board	PSFA (every other deck flange)	(Optional) ASTM D41	SBS-TA or POWERply SBS Base HW, torch-applied	<u>Insulation Layer(s)</u> : One or more, min. 1-inch Trisotech G or Trisotech CGF <u>Coverboard</u> : Min. 0.5-inch SECUROCK Gypsum-Fiber Roof Board		PSFA	BP-CA6 or SBS-CA6	(Optional) One or more BP-CA6 or SBS-CA6	AlphaGuard MTS Fluid Applied Roof System	-67.5
POWERPLY ENDURE BIO ADHESIVE TF APPLIED BASE PLY:												
SC-91.	Min. 22 ga., Type B, Grade 40 steel; 6 ft span; #12 HWH TekS 5, 6" o.c.	Min. 0.25-inch SECUROCK Gypsum-Fiber Roof Board or Min. 0.5-inch SECUROCK Cement Roof Board or min. 7/16-inch DEXcell Cement Roof Board	LRFIA or LRFIA(BG) (every other deck flange)	None	BP-CA5 or SBS-CA5	<u>Insulation Layer(s)</u> : One or more, min. 1-inch Trisotech G, Trisotech CGF, EnergyGuard Polyiso Insulation, Trisotech, H-Shield, ISO 95+ GL, Multi-Max FA3, RESISTA, UltraMax or Styrofoam Brand Roofmate, Highload 60 or Plazamate <u>Coverboard</u> : Min. 0.125-inch TremBoard AC		LRFIA or LRFIA(BG)	BP-CA5, SBS-CA5	(Optional) One or more BP-CA5, SBS-CA5	AlphaGuard MTS Fluid Applied Roof System	-52.5
SC-92.	Min. 22 ga., Type B, Grade 40 steel; 6 ft span; #12 HWH TekS 5, 6" o.c.	Min. 0.25-inch SECUROCK Gypsum-Fiber Roof Board or Min. 0.5-inch SECUROCK Cement Roof Board or min. 7/16-inch DEXcell Cement Roof Board	LRFIA or LRFIA(BG) (every other deck flange)	(Optional) ASTM D41	SBS-TA or POWERply SBS Base HW, torch-applied	<u>Insulation Layer(s)</u> : One or more, min. 1-inch Trisotech G, Trisotech CGF, EnergyGuard Polyiso Insulation, Trisotech, H-Shield, ISO 95+ GL, Multi-Max FA3, RESISTA, UltraMax or Styrofoam Brand Roofmate, Highload 60 or Plazamate <u>Coverboard</u> : Min. 0.125-inch TremBoard AC		LRFIA or LRFIA(BG)	BP-CA5, SBS-CA5	(Optional) One or more BP-CA5, SBS-CA5	AlphaGuard MTS Fluid Applied Roof System	-52.5
SC-93.	Min. 22 ga., Type B, Grade 40 steel; 6 ft span; #12 HWH TekS 5, 6" o.c.	Min. 0.5-inch DensDeck, DensDeck Prime or SECUROCK Gypsum-Fiber Roof Board	LRFIA or LRFIA(BG), 6-inch o.c. (every deck flange)	Tremco AVC Membrane Primer or Tremco AVC Membrane Primer (WB)	Tremco AVC Max	<u>Insulation Layer(s)</u> : One or more, min. 1-inch Trisotech G, Trisotech CGF, EnergyGuard Polyiso Insulation, Trisotech, H-Shield, ISO 95+ GL, Multi-Max FA3, RESISTA, UltraMax or Styrofoam Brand Roofmate, Highload 60 or Plazamate <u>Coverboard</u> : Min. 0.125-inch TremBoard AC or min. 0.5-inch SECUROCK Gypsum-Fiber Roof Board		LRFIA or LRFIA(BG)	BP-CA5, SBS-CA5	(Optional) One or more BP-CA5, SBS-CA5	AlphaGuard MTS Fluid Applied Roof System	-52.5

TABLE 2B: STEEL DECKS - NEW CONSTRUCTION, REROOF (TEAR-OFF)
SYSTEM TYPE A-3: BONDED THERMAL BARRIER, BONDED VAPOR BARRIER, BONDED INSULATION, BONDED ROOF COVER

System No.	Deck (Note 1)	Thermal Barrier		Primer	Vapor Barrier (Note 15)	Insulation Layer(s)		Roof Cover (Note 15)			MDP (psf)
		Type	Attach			Type	Attach (Notes 6,7,8)	Base Ply	Ply	LARS	
SC-94.	Min. 22 ga., Type B, Grade 40 steel; 6 ft span; #12 HWH Teks 5, 6" o.c.	Min. 0.25-inch SECUROCK Gypsum-Fiber Roof Board or Min. 0.5-inch SECUROCK Cement Roof Board or min. 7/16-inch DEXcell Cement Roof Board	LRFIA or LRFIA(BG) (every other deck flange)	None	BP-CA5 or SBS-CA5	<u>Insulation Layer(s)</u> : One or more, min. 1-inch Trisotech G, Trisotech CGF, Trisotech, EnergyGuard Polyiso Insulation, H-Shield, ISO 95+ GL, Multi-Max FA3, RESISTA or UltraMax or Styrofoam Brand Roofmate, Highload 60 or Plazamate <u>Coverboard</u> : Min. 0.5-inch SECUROCK Gypsum-Fiber Roof Board	LRFIA or LRFIA(BG)	BP-CA5, SBS-CA5	(Optional) One or more BP-CA5, SBS-CA5	AlphaGuard MTS Fluid Applied Roof System	-67.5
SC-95.	Min. 22 ga., Type B, Grade 40 steel; 6 ft span; #12 HWH Teks 5, 6" o.c.	Min. 0.25-inch SECUROCK Gypsum-Fiber Roof Board or Min. 0.5-inch SECUROCK Cement Roof Board or min. 7/16-inch DEXcell Cement Roof Board	LRFIA or LRFIA(BG) (every other deck flange)	(Optional) ASTM D41	SBS-TA or POWERply SBS Base HW, torch-applied	<u>Insulation Layer(s)</u> : One or more, min. 1-inch Trisotech G, Trisotech CGF, Trisotech, EnergyGuard Polyiso Insulation, H-Shield, ISO 95+ GL, Multi-Max FA3, RESISTA or UltraMax or Styrofoam Brand Roofmate, Highload 60 or Plazamate <u>Coverboard</u> : Min. 0.5-inch SECUROCK Gypsum-Fiber Roof Board	LRFIA or LRFIA(BG)	BP-CA5, SBS-CA5	(Optional) One or more BP-CA5, SBS-CA5	AlphaGuard MTS Fluid Applied Roof System	-67.5
SC-96.	Min. 22 ga., Type B, Grade 40 steel; 6 ft span; #12 HWH Teks 5, 6" o.c.	Min. 0.25-inch SECUROCK Gypsum-Fiber Roof Board or min. 7/16-inch DEXcell Cement Roof Board	PSFA (every other deck flange)	None	BP-CA5 or SBS-CA5	<u>Insulation Layer(s)</u> : One or more, min. 1-inch Trisotech G or Trisotech CGF <u>Coverboard</u> : Min. 0.125-inch TremBoard AC	PSFA	BP-CA5, SBS-CA5	(Optional) One or more BP-CA5, SBS-CA5	AlphaGuard MTS Fluid Applied Roof System	-52.5
SC-97.	Min. 22 ga., Type B, Grade 40 steel; 6 ft span; #12 HWH Teks 5, 6" o.c.	Min. 0.25-inch SECUROCK Gypsum-Fiber Roof Board or min. 7/16-inch DEXcell Cement Roof Board	PSFA (every other deck flange)	(Optional) ASTM D41	SBS-TA or POWERply SBS Base HW, torch-applied	<u>Insulation Layer(s)</u> : One or more, min. 1-inch Trisotech G or Trisotech CGF <u>Coverboard</u> : Min. 0.125-inch TremBoard AC	PSFA	BP-CA5, SBS-CA5	(Optional) One or more BP-CA5, SBS-CA5	AlphaGuard MTS Fluid Applied Roof System	-52.5
SC-98.	Min. 22 ga., Type B, Grade 40 steel; 6 ft span; #12 HWH Teks 5, 6" o.c.	Min. 0.5-inch DensDeck, DensDeck Prime or SECUROCK Gypsum-Fiber Roof Board	PSFA, 6-inch o.c. (every deck flange)	Tremco AVC Membrane Primer or Tremco AVC Membrane Primer (WB)	Tremco AVC Max	<u>Insulation Layer(s)</u> : One or more, min. 1-inch Trisotech G or Trisotech CGF <u>Coverboard</u> : Min. 0.125-inch TremBoard AC or min. 0.5-inch SECUROCK Gypsum-Fiber Roof Board	PSFA	BP-CA5, SBS-CA5	(Optional) One or more BP-CA5, SBS-CA5	AlphaGuard MTS Fluid Applied Roof System	-52.5

TABLE 2B: STEEL DECKS - NEW CONSTRUCTION, REROOF (TEAR-OFF)
SYSTEM TYPE A-3: BONDED THERMAL BARRIER, BONDED VAPOR BARRIER, BONDED INSULATION, BONDED ROOF COVER

System No.	Deck (Note 1)	Thermal Barrier		Primer	Vapor Barrier (Note 15)	Insulation Layer(s)		Roof Cover (Note 15)			MDP (psf)	
		Type	Attach			Type	Attach (Notes 6,7,8)	Base Ply	Ply	LARS		
SC-99.	Min. 22 ga., Type B, Grade 40 steel; 6 ft span; #12 HWH Teks 5, 6" o.c.	Min. 0.25-inch SECUROCK Gypsum-Fiber Roof Board or min. 7/16-inch DEXcell Cement Roof Board	PSFA (every other deck flange)	None	BP-CA5 or SBS-CA5	<u>Insulation Layer(s)</u> : One or more, min. 1-inch Trisotech G or Trisotech CGF <u>Coverboard</u> : Min. 0.5-inch SECUROCK Gypsum-Fiber Roof Board		PSFA	BP-CA5, SBS-CA5	(Optional) One or more BP-CA5, SBS-CA5	AlphaGuard MTS Fluid Applied Roof System	-67.5
SC-100.	Min. 22 ga., Type B, Grade 40 steel; 6 ft span; #12 HWH Teks 5, 6" o.c.	Min. 0.25-inch SECUROCK Gypsum-Fiber Roof Board or Min. 0.5-inch SECUROCK Cement Roof Board or min. 7/16-inch DEXcell Cement Roof Board	PSFA (every other deck flange)	(Optional) ASTM D41	SBS-TA or POWERply SBS Base HW, torch-applied	<u>Insulation Layer(s)</u> : One or more, min. 1-inch Trisotech G or Trisotech CGF <u>Coverboard</u> : Min. 0.5-inch SECUROCK Gypsum-Fiber Roof Board		PSFA	BP-CA5, SBS-CA5	(Optional) One or more BP-CA5, SBS-CA5	AlphaGuard MTS Fluid Applied Roof System	-67.5
TORCH-APPLIED BASE PLY:												
SC-101.	Min. 22 ga., Type B, Grade 40 steel; 6 ft span; #12 HWH Teks 5, 6" o.c.	Min. 0.5-inch DensDeck, DensDeck Prime or SECUROCK Gypsum-Fiber Roof Board	LRFIA or LRFIA(BG), 6-inch o.c. (every deck flange)	Tremco AVC Membrane Primer or Tremco AVC Membrane Primer (WB)	Tremco AVC Max	<u>Insulation Layer(s)</u> : One or more, min. 1-inch Trisotech G, Trisotech CGF, Trisotech, EnergyGuard Polyiso Insulation, H-Shield, ISO 95+ GL, Multi-Max FA3, RESISTA or UltraMax <u>Coverboard</u> : Min. 0.5-inch DEXcell FA Glass Mat Roof Board or SECUROCK Gypsum-Fiber Roof Board		LRFIA or LRFIA(BG)	SBS-TA	(Optional) SBS-TA	AlphaGuard MTS Fluid Applied Roof System	-52.5
SC-102.	Min. 22 ga., Type B, Grade 40 steel; 6 ft span; #12 HWH Teks 5, 6" o.c.	Min. 0.25-inch SECUROCK Gypsum-Fiber Roof Board or Min. 0.5-inch SECUROCK Cement Roof Board or min. 7/16-inch DEXcell Cement Roof Board	LRFIA or LRFIA(BG) (every other deck flange)	None	BP-CA5 or SBS-CA5	<u>Insulation Layer(s)</u> : One or more, min. 1-inch Trisotech G, Trisotech CGF, Trisotech, EnergyGuard Polyiso Insulation, H-Shield, ISO 95+ GL, Multi-Max FA3, RESISTA or UltraMax <u>Coverboard</u> : Min. 0.5-inch DEXcell FA Glass Mat Roof Board or SECUROCK Gypsum-Fiber Roof Board		LRFIA or LRFIA(BG)	SBS-TA	(Optional) SBS-TA	AlphaGuard MTS Fluid Applied Roof System	-67.5
SC-103.	Min. 22 ga., Type B, Grade 40 steel; 6 ft span; #12 HWH Teks 5, 6" o.c.	Min. 0.25-inch SECUROCK Gypsum-Fiber Roof Board or Min. 0.5-inch SECUROCK Cement Roof Board or min. 7/16-inch DEXcell Cement Roof Board	LRFIA or LRFIA(BG) (every other deck flange)	(Optional) ASTM D41	SBS-TA or POWERply SBS Base HW, torch-applied	<u>Insulation Layer(s)</u> : One or more, min. 1-inch Trisotech G, Trisotech CGF, Trisotech, EnergyGuard Polyiso Insulation, H-Shield, ISO 95+ GL, Multi-Max FA3, RESISTA or UltraMax <u>Coverboard</u> : Min. 0.5-inch DEXcell FA Glass Mat Roof Board or SECUROCK Gypsum-Fiber Roof Board		LRFIA or LRFIA(BG)	SBS-TA	(Optional) SBS-TA	AlphaGuard MTS Fluid Applied Roof System	-67.5

TABLE 2B: STEEL DECKS - NEW CONSTRUCTION, REROOF (TEAR-OFF)											
SYSTEM TYPE A-3: BONDED THERMAL BARRIER, BONDED VAPOR BARRIER, BONDED INSULATION, BONDED ROOF COVER											
System No.	Deck (Note 1)	Thermal Barrier		Primer	Vapor Barrier (Note 15)	Insulation Layer(s)		Roof Cover (Note 15)			MDP (psf)
		Type	Attach			Type	Attach (Notes 6,7,8)	Base Ply	Ply	LARS	
SC-104.	Min. 22 ga., Type B, Grade 40 steel; 6 ft span; #12 HWH TekS 5, 6" o.c.	Min. 0.5-inch DensDeck, DensDeck Prime or SECUROCK Gypsum-Fiber Roof Board	PSFA, 6-inch o.c. (every deck flange)	Tremco AVC Membrane Primer or Tremco AVC Membrane Primer (WB)	Tremco AVC Max	<u>Insulation Layer(s)</u> : One or more, min. 1-inch Trisotech G or Trisotech CGF <u>Coverboard</u> : Min. 0.5-inch DEXcell FA Glass Mat Roof Board or SECUROCK Gypsum-Fiber Roof Board	PSFA	SBS-TA	(Optional) SBS-TA	AlphaGuard MTS Fluid Applied Roof System	-52.5
SC-105.	Min. 22 ga., Type B, Grade 40 steel; 6 ft span; #12 HWH TekS 5, 6" o.c.	Min. 0.25-inch SECUROCK Gypsum-Fiber Roof Board or min. 7/16-inch DEXcell Cement Roof Board	PSFA (every other deck flange)	None	BP-CA5 or SBS-CA5	<u>Insulation Layer(s)</u> : One or more, min. 1-inch Trisotech G or Trisotech CGF <u>Coverboard</u> : Min. 0.5-inch DEXcell FA Glass Mat Roof Board or SECUROCK Gypsum-Fiber Roof Board	PSFA	SBS-TA	(Optional) SBS-TA	AlphaGuard MTS Fluid Applied Roof System	-67.5
SC-106.	Min. 22 ga., Type B, Grade 40 steel; 6 ft span; #12 HWH TekS 5, 6" o.c.	Min. 0.25-inch SECUROCK Gypsum-Fiber Roof Board or min. 7/16-inch DEXcell Cement Roof Board	PSFA (every other deck flange)	(Optional) ASTM D41	SBS-TA or POWERply SBS Base HW, torch-applied	<u>Insulation Layer(s)</u> : One or more, min. 1-inch Trisotech G or Trisotech CGF <u>Coverboard</u> : Min. 0.5-inch DEXcell FA Glass Mat Roof Board or SECUROCK Gypsum-Fiber Roof Board	PSFA	SBS-TA	(Optional) SBS-TA	AlphaGuard MTS Fluid Applied Roof System	-67.5

TABLE 2C: STEEL OR CONCRETE DECKS - NEW CONSTRUCTION OR REROOF (TEAR-OFF) OR RECOVER											
SYSTEM TYPE B-1: MECHANICALLY ATTACHED BASE INSULATION, BONDED TOP INSULATION, BONDED ROOF COVER											
System No.	Deck (Note 1)	Base Insulation Layer			Top Insulation Layer			Roof Cover (Note 15)			MDP (psf)
		Type	Fastener (Note 2, Note 11)	Attach	Type	Attach (Notes 6,7,8)	Base Ply	Ply	LARS		
BURMASTIC ADHESIVE MC APPLIED BASE PLY:											
SC-107.	Min. 22 ga., type B, Grade 33 steel or min. 2,500 psi structural concrete	Min. 1.5-inch Trisotech G, EnergyGuard Polyiso Insulation, H-Shield or ISO 95+ GL	Note 2	1 per 2.0 ft ²	<u>Additional Insulation Layer(s)</u> : (Optional) Min. 1-inch Trisotech G, Trisotech CGF, Trisotech, EnergyGuard Polyiso Insulation, H-Shield, ISO 95+ GL, Multi-Max FA3, RESISTA or UltraMax or Styrofoam Brand Roofmate, Highload 60 or Plazamate <u>Coverboard</u> : Min. 0.125-inch TremBoard AC, min. 0.5-inch Structodek HD with Primed Red Coating, min. 0.25-inch DensDeck Prime, DEXcell FA Glass Mat Roof Board, SECUROCK Gypsum-Fiber Roof Board or min. 0.5-inch SECUROCK Cement Roof Board or min. 7/16-inch DEXcell Cement Roof Board	LRFIA or LRFIA(BG)	BP-CA6 or SBS-CA6	(Optional) One or more BP-CA6 or SBS-CA6	AlphaGuard MTS Fluid Applied Roof System	-45.0*	

TABLE 2c: STEEL OR CONCRETE DECKS - NEW CONSTRUCTION OR REROOF (TEAR-OFF) OR RECOVER
SYSTEM TYPE B-1: MECHANICALLY ATTACHED BASE INSULATION, BONDED TOP INSULATION, BONDED ROOF COVER

System No.	Deck (Note 1)	Base Insulation Layer			Top Insulation Layer		Roof Cover (Note 15)			MDP (psf)
		Type	Fastener (Note 2, Note 11)	Attach	Type	Attach (Notes 6,7,8)	Base Ply	Ply	LARS	
SC-108.	Min. 22 ga., type B, Grade 40 steel; 6 ft span; #12 HWH Tek 5, 6" o.c. or min. 2,500 psi structural concrete	Min. 2-inch Trisotech G	Note 2	1 per 2.0 ft ²	<u>Additional Insulation Layer(s)</u> : (Optional) Min. 1-inch base insulation <u>Coverboard</u> : Min. 0.125-inch TremBoard AC	LRFIA or LRFIA(BG)	BP-CA6 or SBS-CA6	(Optional) One or more BP-CA6 or SBS-CA6	AlphaGuard MTS Fluid Applied Roof System	-52.5
SC-109.	Min. 22 ga., type B, Grade 40 steel; 6 ft span; #12 HWH Tek 5, 6" o.c. or min. 2,500 psi structural concrete	Min. 2-inch Trisotech G	Note 2	1 per 2.0 ft ²	<u>Additional Insulation Layer(s)</u> : (Optional) Min. 1-inch Trisotech G, Trisotech CGF, Trisotech or RESISTA or Styrofoam Brand Roofmate, Highload 60 or Plazamate <u>Coverboard</u> : Min. 0.25-inch DensDeck Prime, DEXcell FA Glass Mat Roof Board or SECUROCK Gypsum-Fiber Roof Board or min. 0.5-inch SECUROCK Cement Roof Board or min. 7/16-inch DEXcell Cement Roof Board	LRFIA or LRFIA(BG), 6-inch o.c.	BP-CA6 or SBS-CA6	(Optional) One or more BP-CA6 or SBS-CA6	AlphaGuard MTS Fluid Applied Roof System	-52.5
SC-110.	Min. 22 ga., type B, Grade 40 steel at 6 ft spans; #12 HWH Tek 5, 6" o.c. or min. 2,500 psi structural concrete	Min. 2-inch Trisotech G, ISO 95+ GL, RESISTA, Multi-Max FA3, Ultra-Max or Styrofoam Brand Roofmate, Highload 60 or Plazamate	Tremco #14 HD Fastener with Tremco 3" Metal Insulation Plate	1 per 2.0 ft ²	<u>Additional Insulation Layer(s)</u> : (Optional) Min. 1-inch Trisotech G, Trisotech CGF, Trisotech, EnergyGuard Polyiso Insulation, H-Shield, ISO 95+ GL, Multi-Max FA3, RESISTA or UltraMax or Styrofoam Brand Roofmate, Highload 60 or Plazamate <u>Coverboard</u> : Min. 0.5-inch Structodek HD with Primed Red Coating, DensDeck Prime, DEXcell FA Glass Mat Roof Board, SECUROCK Gypsum-Fiber Roof Board or SECUROCK Cement Roof Board or min. 7/16-inch DEXcell Cement Roof Board	<u>Additional Layer(s)</u> : LRFIA or LRFIA(BG) <u>Coverboard</u> : LRFIA or LRFIA(BG), 6-inch o.c.	BP-CA6 or SBS-CA6	(Optional) One or more BP-CA6 or SBS-CA6	AlphaGuard MTS Fluid Applied Roof System	-60.0
SC-111.	Min. 22 ga., type B, Grade 40 steel at 6 ft spans; #12 HWH Tek 5, 6" o.c. or min. 2,500 psi structural concrete	Min. 2-inch Trisotech G, ISO 95+ GL, RESISTA, Multi-Max FA3, Ultra-Max or Styrofoam Brand Roofmate, Highload 60 or Plazamate	Tremco #14 HD Fastener with Tremco 3" Metal Insulation Plate	1 per 2.0 ft ²	<u>Additional Insulation Layer(s)</u> : (Optional) Min. 1-inch Trisotech G, Trisotech CGF, Trisotech, EnergyGuard Polyiso Insulation, H-Shield, ISO 95+ GL, Multi-Max FA3, RESISTA or UltraMax or Styrofoam Brand Roofmate, Highload 60 or Plazamate <u>Coverboard</u> : Min. 1-inch MonoBoard Plus or Min. 2-inch TopRock DD Plus (no extrapolation permitted for ribbon attachment)	<u>Additional Layer(s)</u> : LRFIA or LRFIA(BG) <u>Coverboard</u> : LRFIA or LRFIA(BG), 6-inch o.c.	BP-CA6 or SBS-CA6	(Optional) One or more BP-CA6 or SBS-CA6	AlphaGuard MTS Fluid Applied Roof System	-60.0*
SC-112.	Min. 22 ga., type B, Grade 40 steel; 6 ft span; #12 HWH Tek 5, 6" o.c. or min. 2,500 psi structural concrete	Min. 2-inch Trisotech G	Note 2	1 per 1.0 ft ²	<u>Additional Insulation Layer(s)</u> : (Optional) Min. 1-inch Trisotech G, Trisotech CGF, Trisotech or RESISTA or Styrofoam Brand Roofmate, Highload 60 or Plazamate <u>Coverboard</u> : Min. 0.5-inch DensDeck Prime, DEXcell FA Glass Mat Roof Board, SECUROCK Gypsum-Fiber Roof Board or SECUROCK Cement Roof Board or min. 7/16-inch DEXcell Cement Roof Board	LRFIA or LRFIA(BG), 6-inch o.c.	BP-CA6 or SBS-CA6	(Optional) One or more BP-CA6 or SBS-CA6	AlphaGuard MTS Fluid Applied Roof System	-67.5

TABLE 2c: STEEL OR CONCRETE DECKS - NEW CONSTRUCTION OR REROOF (TEAR-OFF) OR RECOVER
SYSTEM TYPE B-1: MECHANICALLY ATTACHED BASE INSULATION, BONDED TOP INSULATION, BONDED ROOF COVER

System No.	Deck (Note 1)	Base Insulation Layer			Top Insulation Layer			Roof Cover (Note 15)			MDP (psf)
		Type	Fastener (Note 2 , Note 11)	Attach	Type	Attach (Notes 6,7,8)	Base Ply	Ply	LARS		
SC-113.	Min. 22 ga., type B, Grade 80 steel at 6 ft spans; #12 HWH Tek 5 screw with ¾-inch washer	Min. 2-inch Trisotech G, Trisotech CGF or Trisotech	Dekfast DF-#15-PH3 with Dekfast PLT-R-3, Tremco #1510 XHD Fastener with Tremco Disc Ribbed 3 in. Steel Stress Plate, Tremco #15 EHD with Tremco 3" Metal Insulation Plate	1 per 1.0 ft ²	<u>Additional Insulation Layer(s)</u> : (Optional) Min. 1-inch Trisotech G, Trisotech CGF, Trisotech or RESISTA or Styrofoam Brand Roofmate, Highload 60 or Plazamate <u>Coverboard</u> : Min. 0.5-inch DensDeck Prime, SECUROCK Gypsum-Fiber Roof Board or SECUROCK Cement Roof Board or min. 7/16-inch DEXcell Cement Roof Board	LRFIA or LRFIA(BG), 6-inch o.c.	BP-CA6 or SBS-CA6	(Optional) One or more BP-CA6 or SBS-CA6	AlphaGuard MTS Fluid Applied Roof System	-97.5	
SC-114.	Min. 22 ga., type B, Grade 33 steel or min. 2,500 psi structural concrete	Min. 1.5-inch Trisotech G	Note 2	1 per 2.0 ft ²	<u>Additional Insulation Layer(s)</u> : (Optional) Min. 1-inch Trisotech G or Trisotech CGF <u>Coverboard</u> : Min. 0.125-inch TremBoard AC, min. 0.5-inch Structodek HD with Primed Red Coating, min. 0.25-inch DensDeck Prime, DEXcell FA Glass Mat Roof Board or SECUROCK Gypsum-Fiber Roof Board or min. 7/16-inch DEXcell Cement Roof Board	PSFA	BP-CA6 or SBS-CA6	(Optional) One or more BP-CA6 or SBS-CA6	AlphaGuard MTS Fluid Applied Roof System	-45.0*	
SC-115.	Min. 22 ga., type B, Grade 40 steel; 6 ft span; #12 HWH Tek 5, 6" o.c. or min. 2,500 psi structural concrete	Min. 2-inch Trisotech G	Note 2	1 per 2.0 ft ²	<u>Additional Insulation Layer(s)</u> : (Optional) Min. 1-inch base insulation <u>Coverboard</u> : Min. 0.125-inch TremBoard AC	PSFA	BP-CA6 or SBS-CA6	(Optional) One or more BP-CA6 or SBS-CA6	AlphaGuard MTS Fluid Applied Roof System	-52.5	
SC-116.	Min. 22 ga., type B, Grade 40 steel; 6 ft span; #12 HWH Tek 5, 6" o.c. or min. 2,500 psi structural concrete	Min. 2-inch Trisotech G	Note 2	1 per 2.0 ft ²	<u>Additional Insulation Layer(s)</u> : (Optional) Min. 1-inch Trisotech G or Trisotech CGF <u>Coverboard</u> : Min. 0.25-inch DensDeck Prime, DEXcell FA Glass Mat Roof Board or SECUROCK Gypsum-Fiber Roof Board or min. 0.5-inch SECUROCK Cement Roof Board or min. 7/16-inch DEXcell Cement Roof Board	PSFA, 6-inch o.c.	BP-CA6 or SBS-CA6	(Optional) One or more BP-CA6 or SBS-CA6	AlphaGuard MTS Fluid Applied Roof System	-52.5	
SC-117.	Min. 22 ga., type B, Grade 40 steel at 6 ft spans; #12 HWH Tek 5, 6" o.c. or min. 2,500 psi structural concrete	Min. 2-inch Trisotech G	Tremco #14 HD Fastener with Tremco 3" Metal Insulation Plate	1 per 2.0 ft ²	<u>Additional Insulation Layer(s)</u> : (Optional) Min. 1-inch Trisotech G or Trisotech CGF <u>Coverboard</u> : Min. 0.5-inch Structodek HD with Primed Red Coating, DensDeck Prime, DEXcell FA Glass Mat Roof Board or SECUROCK Gypsum-Fiber Roof Board or min. 7/16-inch DEXcell Cement Roof Board	<u>Additional Layer(s)</u> : PSFA <u>Coverboard</u> : PSFA, 6-inch o.c.	BP-CA6 or SBS-CA6	(Optional) One or more BP-CA6 or SBS-CA6	AlphaGuard MTS Fluid Applied Roof System	-60.0	

TABLE 2c: STEEL OR CONCRETE DECKS - NEW CONSTRUCTION OR REROOF (TEAR-OFF) OR RECOVER
SYSTEM TYPE B-1: MECHANICALLY ATTACHED BASE INSULATION, BONDED TOP INSULATION, BONDED ROOF COVER

System No.	Deck (Note 1)	Base Insulation Layer			Top Insulation Layer		Roof Cover (Note 15)			MDP (psf)
		Type	Fastener (Note 2, Note 11)	Attach	Type	Attach (Notes 6,7,8)	Base Ply	Ply	LARS	
SC-118.	Min. 22 ga., type B, Grade 40 steel; 6 ft span; #12 HWH Tek 5, 6" o.c. or min. 2,500 psi structural concrete	Min. 2-inch Trisotech G	Note 2	1 per 1.0 ft ²	<u>Additional Insulation Layer(s)</u> : (Optional) Min. 1-inch Trisotech G or Trisotech CGF <u>Coverboard</u> : Min. 0.5-inch DensDeck Prime, DEXcell FA Glass Mat Roof Board or SECUROCK Gypsum-Fiber Roof Board or min. 7/16-inch DEXcell Cement Roof Board	PSFA, 6-inch o.c.	BP-CA6 or SBS-CA6	(Optional) One or more BP-CA6 or SBS-CA6	AlphaGuard MTS Fluid Applied Roof System	-67.5
SC-119.	Min. 22 ga., type B, Grade 80 steel at 6 ft spans; #12 HWH Tek 5 screw with ¼-inch washer	Min. 2-inch Trisotech G, Trisotech CGF or Trisotech	Dekfast DF-#15-PH3 with Dekfast PLT-R-3, Tremco #1510 XHD Fastener with Tremco Disc Ribbed 3 in. Steel Stress Plate, Tremco #15 EHD with Tremco 3" Metal Insulation Plate	1 per 1.0 ft ²	<u>Additional Insulation Layer(s)</u> : (Optional) Min. 1-inch Trisotech G or Trisotech CGF <u>Coverboard</u> : Min. 0.5-inch DensDeck Prime or SECUROCK Gypsum-Fiber Roof Board or min. 7/16-inch DEXcell Cement Roof Board	PSFA, 6-inch o.c.	BP-CA6 or SBS-CA6	(Optional) One or more BP-CA6 or SBS-CA6	AlphaGuard MTS Fluid Applied Roof System	-97.5
SC-120.	Min. 22 ga., type B, Grade 40 steel at 6 ft spans; #12 HWH Tek 5, 6" o.c. or min. 2,500 psi structural concrete	Min. 2-inch Trisotech G, ISO 95+ GL, RESISTA, Multi-Max FA3, Ultra-Max or Styrofoam Brand Roofmate, Highload 60 or Plazamate	Tremco #14 HD Fastener with Tremco 3" Metal Insulation Plate	1 per 2.0 ft ²	<u>Additional Insulation Layer(s)</u> : (Optional) Min. 1-inch Trisotech G, Trisotech CGF, Trisotech, EnergyGuard Polyiso Insulation, H-Shield, ISO 95+ GL, Multi-Max FA3, RESISTA or UltraMax or Styrofoam Brand Roofmate, Highload 60 or Plazamate <u>Coverboard</u> : Min. 0.5-inch Structodek HD with Primed Red Coating, DensDeck Prime, DEXcell FA Glass Mat Roof Board, SECUROCK Gypsum-Fiber Roof Board or SECUROCK Cement Roof Board or min. 7/16-inch DEXcell Cement Roof Board	Hot asphalt	BP-CA6 or SBS-CA6	(Optional) One or more BP-CA6 or SBS-CA6	AlphaGuard MTS Fluid Applied Roof System	-60.0
SC-121.	Min. 22 ga., type B, Grade 33 steel; 6 ft span; #12 HWH Tek 5, 6" o.c. or min. 2,500 psi structural concrete	Min. 2-inch Trisotech G, EnergyGuard Polyiso Insulation, H-Shield or ISO 95+ GL	Tremco #1410 Fastener with Tremco Disc 3 in. Steel Stress Plate or Tremco Disc Ribbed 3 in. Steel Stress Plate	1 per 1.45 ft ²	Min. 0.25-inch DensDeck Prime, DEXcell FA Glass Mat Roof Board or SECUROCK Gypsum-Fiber Roof Board	Hot asphalt	BP-CA6 or SBS-CA6	(Optional) One or more BP-CA6 or SBS-CA6	AlphaGuard MTS Fluid Applied Roof System	-75.0

TABLE 2c: STEEL OR CONCRETE DECKS - NEW CONSTRUCTION OR REROOF (TEAR-OFF) OR RECOVER
SYSTEM TYPE B-1: MECHANICALLY ATTACHED BASE INSULATION, BONDED TOP INSULATION, BONDED ROOF COVER

System No.	Deck (Note 1)	Base Insulation Layer			Top Insulation Layer			Roof Cover (Note 15)			MDP (psf)
		Type	Fastener (Note 2, Note 11)	Attach	Type	Attach (Notes 6,7,8)	Base Ply	Ply	LARS		
SC-122.	Min. 22 ga., type B, Grade 33 steel; 6 ft span; #12 HWH Tek 5, 6" o.c. or min. 2,500 psi structural concrete	Min. 2-inch Trisotech G, ISO 95+ GL, Multi-Max FA3, RESISTA or Ultra-Max	Tremco #14 HD Fastener with Tremco 3" Metal Insulation Plate	1 per 1.45 ft ²	Min. 0.25-inch DensDeck Prime, DEXcell FA Glass Mat Roof Board or SECUROCK Gypsum-Fiber Roof Board	Hot asphalt	BP-CA6 or SBS-CA6	(Optional) One or more BP-CA6 or SBS-CA6	AlphaGuard MTS Fluid Applied Roof System	-75.0	
POWERPLY ENDURE BIO ADHESIVE TF ADHESIVE APPLIED BASE PLY:											
SC-123.	Min. 22 ga., type B, Grade 33 steel or min. 2,500 psi structural concrete	Min. 1.5-inch Trisotech G	Note 2	1 per 2.0 ft ²	<u>Additional Insulation Layer(s)</u> : (Optional) Min. 1-inch Trisotech G, Trisotech CGF, Trisotech or RESISTA or Styrofoam Brand Roofmate, Highload 60 or Plazamate <u>Coverboard</u> : Min. 0.125-inch TremBoard AC, min. 0.25-inch DensDeck Prime, DEXcell FA Glass Mat Roof Board, SECUROCK Gypsum-Fiber Roof Board or min. 0.5-inch Structodek HD with Primed Red Coating or SECUROCK Cement Roof Board or min. 7/16-inch DEXcell Cement Roof Board	LRFIA or LRFIA(BG)	BP-CA5, SBS-CA5	(Optional) One or more BP-CA5, SBS-CA5	AlphaGuard MTS Fluid Applied Roof System	-45.0*	
SC-124.	Min. 22 ga., type B, Grade 40 steel; 6 ft span; #12 HWH Tek 5, 6" o.c. or min. 2,500 psi structural concrete	Min. 2-inch Trisotech G	Note 2	1 per 2.0 ft ²	<u>Additional Insulation Layer(s)</u> : (Optional) Min. 1-inch base insulation <u>Coverboard</u> : Min. 0.125-inch TremBoard AC	LRFIA or LRFIA(BG)	BP-CA5, SBS-CA5	(Optional) One or more BP-CA5, SBS-CA5	AlphaGuard MTS Fluid Applied Roof System	-52.5	
SC-125.	Min. 22 ga., type B, Grade 40 steel; 6 ft span; #12 HWH Tek 5, 6" o.c. or min. 2,500 psi structural concrete	Min. 2-inch Trisotech G	Note 2	1 per 2.0 ft ²	<u>Additional Insulation Layer(s)</u> : (Optional) Min. 1-inch Trisotech G, Trisotech CGF, Trisotech or RESISTA or Styrofoam Brand Roofmate, Highload 60 or Plazamate <u>Coverboard</u> : Min. 0.25-inch DensDeck Prime, DEXcell FA Glass Mat Roof Board or SECUROCK Gypsum-Fiber Roof Board or min. 0.5-inch SECUROCK Cement Roof Board or min. 7/16-inch DEXcell Cement Roof Board	LRFIA or LRFIA(BG), 6-inch o.c.	BP-CA5, SBS-CA5	(Optional) One or more BP-CA5, SBS-CA5	AlphaGuard MTS Fluid Applied Roof System	-52.5	
SC-126.	Min. 22 ga., type B, Grade 40 steel at 6 ft spans; #12 HWH Tek 5, 6" o.c. or min. 2,500 psi structural concrete	Min. 2-inch Trisotech G, ISO 95+ GL, RESISTA, Multi-Max FA3, Ultra-Max or Styrofoam Brand Roofmate, Highload 60 or Plazamate	Tremco #14 HD Fastener with Tremco 3" Metal Insulation Plate	1 per 2.0 ft ²	<u>Additional Insulation Layer(s)</u> : (Optional) Min. 1-inch base insulation <u>Coverboard</u> : Min. 0.5-inch Structodek HD with Primed Red Coating, DensDeck Prime or SECUROCK Cement Roof Board or min. 7/16-inch DEXcell Cement Roof Board	<u>Additional Layer(s)</u> : LRFIA or LRFIA(BG) <u>Coverboard</u> : LRFIA or LRFIA(BG), 6-inch o.c.	BP-CA5, SBS-CA5	(Optional) One or more BP-CA5, SBS-CA5	AlphaGuard MTS Fluid Applied Roof System	-60.0	

TABLE 2c: STEEL OR CONCRETE DECKS - NEW CONSTRUCTION OR REROOF (TEAR-OFF) OR RECOVER
SYSTEM TYPE B-1: MECHANICALLY ATTACHED BASE INSULATION, BONDED TOP INSULATION, BONDED ROOF COVER

System No.	Deck (Note 1)	Base Insulation Layer			Top Insulation Layer			Roof Cover (Note 15)			MDP (psf)
		Type	Fastener (Note 2, Note 11)	Attach	Type	Attach (Notes 6,7,8)	Base Ply	Ply	LARS		
SC-127.	Min. 22 ga., type B, Grade 40 steel; 6 ft span; #12 HWH Tek 5, 6" o.c. or min. 2,500 psi structural concrete	Min. 2-inch Trisotech G	Note 2	1 per 1.0 ft ²	<u>Additional Insulation Layer(s)</u> : (Optional) Min. 1-inch base insulation <u>Coverboard</u> : Min. 0.5-inch DensDeck Prime, SECUROCK Gypsum-Fiber Roof Board or SECUROCK Cement Roof Board or min. 7/16-inch DEXcell Cement Roof Board	LRFIA or LRFIA(BG), 6-inch o.c.	BP-CA5, SBS-CA5	(Optional) One or more BP-CA5, SBS-CA5	AlphaGuard MTS Fluid Applied Roof System	-67.5	
SC-128.	Min. 22 ga., type B, Grade 40 steel at 6 ft spans; two (2) #12 HWH Tek 5 with ¼-inch washers, 6" o.c.	Min. 2-inch Trisotech G, RESISTA or Styrofoam Brand Roofmate, Highload 60 or Plazamate	Tremco #15 EHD with Tremco 3" Metal Insulation Plate	1 per 1.3 ft ²	<u>Additional Insulation Layer(s)</u> : (Optional) Min. 1-inch Trisotech G, Trisotech CGF, Trisotech or RESISTA or Styrofoam Brand Roofmate, Highload 60 or Plazamate <u>Coverboard</u> : Min. 0.5-inch SECUROCK Gypsum-Fiber Roof Board	LRFIA or LRFIA(BG), 6-inch o.c.	BP-CA5, SBS-CA5	(Optional) One or more BP-CA5, SBS-CA5	AlphaGuard MTS Fluid Applied Roof System	-112.5	
SC-129.	Min. 22 ga., type B, Grade 33 steel or min. 2,500 psi structural concrete	Min. 1.5-inch Trisotech G	Note 2	1 per 2.0 ft ²	<u>Additional Insulation Layer(s)</u> : (Optional) Min. 1-inch Trisotech G or Trisotech CGF <u>Coverboard</u> : Min. 0.125-inch TremBoard AC, min. 0.25-inch DensDeck Prime, DEXcell FA Glass Mat Roof Board or SECUROCK Gypsum-Fiber Roof Board or min. 0.5-inch Structodek HD with Primed Red Coating or min. 7/16-inch DEXcell Cement Roof Board	PSFA	BP-CA5, SBS-CA5	(Optional) One or more BP-CA5, SBS-CA5	AlphaGuard MTS Fluid Applied Roof System	-45.0*	
SC-130.	Min. 22 ga., type B, Grade 40 steel; 6 ft span; #12 HWH Tek 5, 6" o.c. or min. 2,500 psi structural concrete	Min. 2-inch Trisotech G	Note 2	1 per 2.0 ft ²	<u>Additional Insulation Layer(s)</u> : (Optional) Min. 1-inch base insulation <u>Coverboard</u> : Min. 0.125-inch TremBoard AC	PSFA	BP-CA5, SBS-CA5	(Optional) One or more BP-CA5, SBS-CA5	AlphaGuard MTS Fluid Applied Roof System	-52.5	
SC-131.	Min. 22 ga., type B, Grade 40 steel; 6 ft span; #12 HWH Tek 5, 6" o.c. or min. 2,500 psi structural concrete	Min. 2-inch Trisotech G	Note 2	1 per 2.0 ft ²	<u>Additional Insulation Layer(s)</u> : (Optional) Min. 1-inch Trisotech G or Trisotech CGF <u>Coverboard</u> : Min. 0.25-inch DensDeck Prime, DEXcell FA Glass Mat Roof Board or SECUROCK Gypsum-Fiber Roof Board or min. 7/16-inch DEXcell Cement Roof Board	PSFA, 6-inch o.c.	BP-CA5, SBS-CA5	(Optional) One or more BP-CA5, SBS-CA5	AlphaGuard MTS Fluid Applied Roof System	-52.5	
SC-132.	Min. 22 ga., type B, Grade 40 steel at 6 ft spans; #12 HWH Tek 5, 6" o.c. or min. 2,500 psi structural concrete	Min. 2-inch Trisotech G	Tremco #14 HD Fastener with Tremco 3" Metal Insulation Plate	1 per 2.0 ft ²	<u>Additional Insulation Layer(s)</u> : (Optional) Min. 1-inch base insulation <u>Coverboard</u> : Min. 0.5-inch Structodek HD with Primed Red Coating, DensDeck Prime or SECUROCK Cement Roof Board or min. 7/16-inch DEXcell Cement Roof Board	<u>Additional Layer(s)</u> : PSFA <u>Coverboard</u> : PSFA, 6-inch o.c.	BP-CA5, SBS-CA5	(Optional) One or more BP-CA5, SBS-CA5	AlphaGuard MTS Fluid Applied Roof System	-60.0	

TABLE 2c: STEEL OR CONCRETE DECKS - NEW CONSTRUCTION OR REROOF (TEAR-OFF) OR RECOVER
SYSTEM TYPE B-1: MECHANICALLY ATTACHED BASE INSULATION, BONDED TOP INSULATION, BONDED ROOF COVER

System No.	Deck (Note 1)	Base Insulation Layer			Top Insulation Layer			Roof Cover (Note 15)			MDP (psf)
		Type	Fastener (Note 2, Note 11)	Attach	Type	Attach (Notes 6,7,8)	Base Ply	Ply	LARS		
SC-133.	Min. 22 ga., type B, Grade 40 steel; 6 ft span; #12 HWH Tek 5, 6" o.c. or min. 2,500 psi structural concrete	Min. 2-inch Trisotech G	Note 2	1 per 1.0 ft ²	<u>Additional Insulation Layer(s)</u> : (Optional) Min. 1-inch base insulation <u>Coverboard</u> : Min. 0.5-inch DensDeck Prime, SECUROCK Gypsum-Fiber Roof Board or SECUROCK Cement Roof Board or min. 7/16-inch DEXcell Cement Roof Board	PSFA, 6-inch o.c.	BP-CA5, SBS-CA5	(Optional) One or more BP-CA5, SBS-CA5	AlphaGuard MTS Fluid Applied Roof System	-67.5	
SC-134.	Min. 22 ga., type B, Grade 40 steel at 6 ft spans; two (2) #12 HWH Tek 5 with ¼-inch washers, 6" o.c. or min. 2,500 psi structural concrete	Min. 2-inch Trisotech G	Tremco #15 EHD with Tremco 3" Metal Insulation Plate	1 per 1.3 ft ²	<u>Additional Insulation Layer(s)</u> : (Optional) Min. 1-inch Trisotech G or Trisotech CGF <u>Coverboard</u> : Min. 0.5-inch SECUROCK Gypsum-Fiber Roof Board	PSFA, 6-inch o.c.	BP-CA5, SBS-CA5	(Optional) One or more BP-CA5, SBS-CA5	AlphaGuard MTS Fluid Applied Roof System	-112.5	
SC-135.	Min. 22 ga., type B, Grade 40 steel at 6 ft spans; #12 HWH Tek 5, 6" o.c. or min. 2,500 psi structural concrete	Min. 2-inch Trisotech G, ISO 95+ GL, RESISTA, Multi-Max FA3, Ultra-Max	Tremco #14 HD Fastener with Tremco 3" Metal Insulation Plate	1 per 2.0 ft ²	<u>Additional Insulation Layer(s)</u> : (Optional) Min. 1-inch Trisotech G, Trisotech CGF, EnergyGuard Polyiso Insulation, Trisotech, H-Shield, ISO 95+ GL, Multi-Max FA3, RESISTA, UltraMax <u>Coverboard</u> : Min. 0.5-inch Structodek HD with Primed Red Coating, DensDeck Prime, DEXcell FA Glass Mat Roof Board, SECUROCK Gypsum-Fiber Roof Board or SECUROCK Cement Roof Board or min. 7/16-inch DEXcell Cement Roof Board	Hot asphalt	BP-CA5, SBS-CA5	(Optional) One or more BP-CA5, SBS-CA5	AlphaGuard MTS Fluid Applied Roof System	-60.0	
SC-136.	Min. 22 ga., type B, Grade 40 steel; 6 ft span; #12 HWH Tek 5 with ¼" washer, 6" o.c. or min. 2,500 psi structural concrete	Min. 2-inch Trisotech G, ISO 95+ GL, Multi-Max FA3, RESISTA, Ultra-Max	Tremco #14 HD Fastener with Tremco 3" Metal Insulation Plate	1 per 2.0 ft ²	Min. 0.5-inch Structodek HD with Primed Red Coating	Hot asphalt	BP-CA5, SBS-CA5	(Optional) One or more BP-CA5, SBS-CA5	AlphaGuard MTS Fluid Applied Roof System	-67.5	
SC-137.	Min. 22 ga., type B, Grade 33 steel; 6 ft span; #12 HWH Tek 5, 6" o.c. or min. 2,500 psi structural concrete	Min. 2-inch Trisotech G, EnergyGuard Polyiso Insulation, H-Shield, ISO 95+ GL	Tremco #1410 Fastener with Tremco Disc 3 in. Steel Stress Plate or Tremco Disc Ribbed 3 in. Steel Stress Plate	1 per 1.45 ft ²	Min. 0.25-inch DensDeck Prime or SECUROCK Gypsum-Fiber Roof Board	Hot asphalt	BP-CA5, SBS-CA5	(Optional) One or more BP-CA5, SBS-CA5	AlphaGuard MTS Fluid Applied Roof System	-75.0	

TABLE 2c: STEEL OR CONCRETE DECKS - NEW CONSTRUCTION OR REROOF (TEAR-OFF) OR RECOVER
SYSTEM TYPE B-1: MECHANICALLY ATTACHED BASE INSULATION, BONDED TOP INSULATION, BONDED ROOF COVER

System No.	Deck (Note 1)	Base Insulation Layer			Top Insulation Layer			Roof Cover (Note 15)			MDP (psf)
		Type	Fastener (Note 2, Note 11)	Attach	Type	Attach (Notes 6,7,8)	Base Ply	Ply	LARS		
SC-138.	Min. 22 ga., type B, Grade 33 steel; 6 ft span; #12 HWH Tek 5, 6" o.c. or min. 2,500 psi structural concrete	Min. 2-inch Trisotech G, ISO 95+ GL, Multi-Max FA3, RESISTA, Ultra-Max	Tremco #14 HD Fastener with Tremco 3" Metal Insulation Plate	1 per 1.45 ft ²	Min. 0.25-inch DensDeck Prime or SECUROCK Gypsum-Fiber Roof Board	Hot asphalt	BP-CA5, SBS-CA5	(Optional) One or more BP-CA5, SBS-CA5	AlphaGuard MTS Fluid Applied Roof System	-75.0	
HOT-ASPHALT-APPLIED BASE PLY:											
SC-139.	Min. 22 ga., type B, Grade 33 steel or min. 2,500 psi structural concrete	Min. 1.5-inch Trisotech G	Note 2	1 per 2.0 ft ²	<u>Additional Insulation Layer(s)</u> : (Optional) Min. 1-inch Trisotech G, Trisotech CGF, Trisotech or RESISTA or Styrofoam Brand Roofmate, Highload 60 or Plazamate <u>Coverboard</u> : Min. 0.125-inch TremBoard AC, min. 0.25-inch DensDeck Prime, DEXcell FA Glass Mat Roof Board, SECUROCK Gypsum-Fiber Roof Board or min. 0.5-inch Structodek HD with Primed Red Coating or SECUROCK Cement Roof Board or min. 7/16-inch DEXcell Cement Roof Board	LRFIA or LRFIA(BG)	BP-AA, SBS-AA	(Optional) One or BP-AA, SBS-AA	AlphaGuard MTS Fluid Applied Roof System	-45.0*	
SC-140.	Min. 22 ga., type B, Grade 40 steel; 6 ft span; #12 HWH Tek 5, 6" o.c. or min. 2,500 psi structural concrete	Min. 2-inch Trisotech G	Note 2	1 per 2.0 ft ²	<u>Additional Insulation Layer(s)</u> : (Optional) Min. 1-inch base insulation <u>Coverboard</u> : Min. 0.125-inch TremBoard AC	LRFIA or LRFIA(BG)	BP-AA, SBS-AA	(Optional) One or BP-AA, SBS-AA	AlphaGuard MTS Fluid Applied Roof System	-52.5	
SC-141.	Min. 22 ga., type B, Grade 40 steel; 6 ft span; #12 HWH Tek 5, 6" o.c. or min. 2,500 psi structural concrete	Min. 2-inch Trisotech G	Note 2	1 per 2.0 ft ²	<u>Additional Insulation Layer(s)</u> : (Optional) Min. 1-inch Trisotech G, Trisotech CGF, Trisotech or RESISTA or Styrofoam Brand Roofmate, Highload 60 or Plazamate <u>Coverboard</u> : Min. 0.25-inch DensDeck Prime, DEXcell FA Glass Mat Roof Board or SECUROCK Gypsum-Fiber Roof Board or min. 0.5-inch SECUROCK Cement Roof Board or min. 7/16-inch DEXcell Cement Roof Board	LRFIA or LRFIA(BG), 6-inch o.c.	BP-AA, SBS-AA	(Optional) One or BP-AA, SBS-AA	AlphaGuard MTS Fluid Applied Roof System	-52.5	
SC-142.	Min. 22 ga., type B, Grade 40 steel at 6 ft spans; #12 HWH Tek 5, 6" o.c. or min. 2,500 psi structural concrete	Min. 2-inch Trisotech G, ISO 95+ GL, RESISTA, Multi-Max FA3, Ultra-Max or Styrofoam Brand Roofmate, Highload 60 or Plazamate	Tremco #14 HD Fastener with Tremco 3" Metal Insulation Plate	1 per 2.0 ft ²	<u>Additional Insulation Layer(s)</u> : (Optional) Min. 1-inch Trisotech G, Trisotech CGF, Trisotech, EnergyGuard Polyiso Insulation, H-Shield, ISO 95+ GL, Multi-Max FA3, RESISTA or UltraMax or Styrofoam Brand Roofmate, Highload 60 or Plazamate <u>Coverboard</u> : Min. 0.5-inch Structodek HD with Primed Red Coating, DensDeck Prime, DEXcell FA Glass Mat Roof Board, SECUROCK Gypsum-Fiber Roof Board or SECUROCK Cement Roof Board or min. 7/16-inch DEXcell Cement Roof Board	<u>Additional Layer(s)</u> : LRFIA or LRFIA(BG) <u>Coverboard</u> : LRFIA or LRFIA(BG), 6-inch o.c.	BP-AA, SBS-AA	(Optional) One or BP-AA, SBS-AA	AlphaGuard MTS Fluid Applied Roof System	-60.0	

TABLE 2c: STEEL OR CONCRETE DECKS - NEW CONSTRUCTION OR REROOF (TEAR-OFF) OR RECOVER
SYSTEM TYPE B-1: MECHANICALLY ATTACHED BASE INSULATION, BONDED TOP INSULATION, BONDED ROOF COVER

System No.	Deck (Note 1)	Base Insulation Layer			Top Insulation Layer		Roof Cover (Note 15)			MDP (psf)
		Type	Fastener (Note 2, Note 11)	Attach	Type	Attach (Notes 6,7,8)	Base Ply	Ply	LARS	
SC-143.	Min. 22 ga., type B, Grade 40 steel at 6 ft spans; #12 HWH Tek 5, 6" o.c. or min. 2,500 psi structural concrete	Min. 2-inch Trisotech G, ISO 95+ GL, RESISTA, Multi-Max FA3, Ultra-Max or Styrofoam Brand Roofmate, Highload 60 or Plazamate	Tremco #14 HD Fastener with Tremco 3" Metal Insulation Plate	1 per 2.0 ft ²	<u>Additional Insulation Layer(s)</u> : (Optional) Min. 1-inch Trisotech G, Trisotech CGF, Trisotech, EnergyGuard Polyiso Insulation, H-Shield, ISO 95+ GL, Multi-Max FA3, RESISTA or UltraMax or Styrofoam Brand Roofmate, Highload 60 or Plazamate <u>Coverboard</u> : Min. 1-inch MonoBoard Plus (no extrapolation permitted for ribbon attachment)	<u>Additional Layer(s)</u> : LRFIA or LRFIA(BG) <u>Coverboard</u> : LRFIA or LRFIA(BG), 6-inch o.c.	BP-AA, SBS-AA	(Optional) One or BP-AA, SBS-AA	AlphaGuard MTS Fluid Applied Roof System	-60.0*
SC-144.	Min. 22 ga., type B, Grade 33 steel; 6 ft span; #12 HWH Tek 5, 6" o.c. or min. 2,500 psi structural concrete	Min. 2-inch Trisotech G	Note 2	1 per 1.0 ft ²	<u>Additional Insulation Layer(s)</u> : (Optional) Min. 1-inch Trisotech G, Trisotech CGF, Trisotech or RESISTA or Styrofoam Brand Roofmate, Highload 60 or Plazamate <u>Coverboard</u> : Min. 0.5-inch DensDeck Prime, DEXcell FA Glass Mat Roof Board, SECUROCK Gypsum-Fiber Roof Board or SECUROCK Cement Roof Board or min. 7/16-inch DEXcell Cement Roof Board	LRFIA or LRFIA(BG), 6-inch o.c.	BP-AA, SBS-AA	(Optional) One or BP-AA, SBS-AA	AlphaGuard MTS Fluid Applied Roof System	-67.5
SC-145.	Min. 22 ga., type B, Grade 40 steel at 6 ft spans; two (2) #12 HWH Tek 5 with ¼-inch washers, 6" o.c.	Min. 2-inch Trisotech G, RESISTA or Styrofoam Brand Roofmate, Highload 60 or Plazamate	Tremco #15 EHD with Tremco 3" Metal Insulation Plate	1 per 1.3 ft ²	<u>Additional Insulation Layer(s)</u> : (Optional) Min. 1-inch Trisotech G, Trisotech CGF, Trisotech or RESISTA or Styrofoam Brand Roofmate, Highload 60 or Plazamate <u>Coverboard</u> : Min. 0.5-inch SECUROCK Gypsum-Fiber Roof Board	LRFIA or LRFIA(BG), 6-inch o.c.	BP-AA, SBS-AA	(Optional) One or BP-AA, SBS-AA	AlphaGuard MTS Fluid Applied Roof System	-112.5
SC-146.	Min. 22 ga., type B, Grade 33 steel or min. 2,500 psi structural concrete	Min. 1.5-inch Trisotech G	Note 2	1 per 2.0 ft ²	<u>Additional Insulation Layer(s)</u> : (Optional) Min. 1-inch Trisotech G or Trisotech CGF <u>Coverboard</u> : Min. 0.125-inch TremBoard AC, min. 0.25-inch DensDeck Prime, DEXcell FA Glass Mat Roof Board or SECUROCK Gypsum-Fiber Roof Board, min. 0.5-inch Structodek HD with Primed Red Coating or min. 7/16-inch DEXcell Cement Roof Board	PSFA	BP-AA, SBS-AA	(Optional) One or BP-AA, SBS-AA	AlphaGuard MTS Fluid Applied Roof System	-45.0*
SC-147.	Min. 22 ga., type B, Grade 40 steel; 6 ft span; #12 HWH Tek 5, 6" o.c. or min. 2,500 psi structural concrete	Min. 2-inch Trisotech G	Note 2	1 per 2.0 ft ²	<u>Additional Insulation Layer(s)</u> : (Optional) Min. 1-inch base insulation <u>Coverboard</u> : Min. 0.125-inch TremBoard AC	PSFA	BP-AA, SBS-AA	(Optional) One or BP-AA, SBS-AA	AlphaGuard MTS Fluid Applied Roof System	-52.5

TABLE 2c: STEEL OR CONCRETE DECKS - NEW CONSTRUCTION OR REROOF (TEAR-OFF) OR RECOVER
SYSTEM TYPE B-1: MECHANICALLY ATTACHED BASE INSULATION, BONDED TOP INSULATION, BONDED ROOF COVER

System No.	Deck (Note 1)	Base Insulation Layer			Top Insulation Layer			Roof Cover (Note 15)			MDP (psf)
		Type	Fastener (Note 2, Note 11)	Attach	Type	Attach (Notes 6,7,8)	Base Ply	Ply	LARS		
SC-148.	Min. 22 ga., type B, Grade 40 steel; 6 ft span; #12 HWH Tek 5, 6" o.c. or min. 2,500 psi structural concrete	Min. 2-inch Trisotech G	Note 2	1 per 2.0 ft ²	<u>Additional Insulation Layer(s)</u> : (Optional) Min. 1-inch Trisotech G or Trisotech CGF <u>Coverboard</u> : Min. 0.25-inch DensDeck Prime, DEXcell FA Glass Mat Roof Board or SECUROCK Gypsum-Fiber Roof Board or min. 7/16-inch DEXcell Cement Roof Board	PSFA, 6-inch o.c.	BP-AA, SBS-AA	(Optional) One or BP-AA, SBS-AA	AlphaGuard MTS Fluid Applied Roof System	-52.5	
SC-149.	Min. 22 ga., type B, Grade 40 steel at 6 ft spans; #12 HWH Tek 5, 6" o.c. or min. 2,500 psi structural concrete	Min. 2-inch Trisotech G	Tremco #14 HD Fastener with Tremco 3" Metal Insulation Plate	1 per 2.0 ft ²	<u>Additional Insulation Layer(s)</u> : (Optional) Min. 1-inch Trisotech G or Trisotech CGF <u>Coverboard</u> : Min. 0.5-inch Structodek HD with Primed Red Coating, DensDeck Prime, DEXcell FA Glass Mat Roof Board, SECUROCK Gypsum-Fiber Roof Board or SECUROCK Cement Roof Board or min. 7/16-inch DEXcell Cement Roof Board	<u>Additional Layer(s)</u> : PSFA <u>Coverboard</u> : PSFA, 6-inch o.c.	BP-AA, SBS-AA	(Optional) One or BP-AA, SBS-AA	AlphaGuard MTS Fluid Applied Roof System	-60.0	
SC-150.	Min. 22 ga., type B, Grade 33 steel; 6 ft span; #12 HWH Tek 5, 6" o.c. or min. 2,500 psi structural concrete	Min. 2-inch Trisotech G	Note 2	1 per 1.0 ft ²	<u>Additional Insulation Layer(s)</u> : (Optional) Min. 1-inch Trisotech G or Trisotech CGF <u>Coverboard</u> : Min. 0.5-inch DensDeck Prime, DEXcell FA Glass Mat Roof Board or SECUROCK Gypsum-Fiber Roof Board or min. 7/16-inch DEXcell Cement Roof Board	PSFA, 6-inch o.c.	BP-AA, SBS-AA	(Optional) One or BP-AA, SBS-AA	AlphaGuard MTS Fluid Applied Roof System	-67.5	
SC-151.	Min. 22 ga., type B, Grade 40 steel at 6 ft spans; two (2) #12 HWH Tek 5 with 3/4-inch washers, 6" o.c.	Min. 2-inch Trisotech G	Tremco #15 EHD with Tremco 3" Metal Insulation Plate	1 per 1.3 ft ²	<u>Additional Insulation Layer(s)</u> : (Optional) Min. 1-inch Trisotech G or Trisotech CGF <u>Coverboard</u> : Min. 0.5-inch SECUROCK Gypsum-Fiber Roof Board	PSFA, 6-inch o.c.	BP-AA, SBS-AA	(Optional) One or BP-AA, SBS-AA	AlphaGuard MTS Fluid Applied Roof System	-112.5	
SC-152.	Min. 22 ga., type B, Grade 40 steel at 6 ft spans; #12 HWH Tek 5, 6" o.c. or min. 2,500 psi structural concrete	Min. 2-inch Trisotech G, ISO 95+ GL, RESISTA, Multi-Max FA3, Ultra-Max or Styrofoam Brand Roofmate, Highload 60 or Plazamate	Tremco #14 HD Fastener with Tremco 3" Metal Insulation Plate	1 per 2.0 ft ²	<u>Additional Insulation Layer(s)</u> : (Optional) Min. 1-inch Trisotech G, Trisotech CGF, Trisotech, EnergyGuard Polyiso Insulation, H-Shield, ISO 95+ GL, Multi-Max FA3, RESISTA or UltraMax or Styrofoam Brand Roofmate, Highload 60 or Plazamate <u>Coverboard</u> : Min. 0.125-inch TremBoard AC, min. 0.5-inch Structodek HD with Primed Red Coating, DensDeck Prime, DEXcell FA Glass Mat Roof Board, SECUROCK Gypsum-Fiber Roof Board or SECUROCK Cement Roof Board or min. 7/16-inch DEXcell Cement Roof Board	Hot asphalt	BP-AA, SBS-AA	(Optional) One or BP-AA, SBS-AA	AlphaGuard MTS Fluid Applied Roof System	-60.0	

TABLE 2c: STEEL OR CONCRETE DECKS - NEW CONSTRUCTION OR REROOF (TEAR-OFF) OR RECOVER
SYSTEM TYPE B-1: MECHANICALLY ATTACHED BASE INSULATION, BONDED TOP INSULATION, BONDED ROOF COVER

System No.	Deck (Note 1)	Base Insulation Layer			Top Insulation Layer			Roof Cover (Note 15)			MDP (psf)
		Type	Fastener (Note 2, Note 11)	Attach	Type	Attach (Notes 6,7,8)	Base Ply	Ply	LARS		
SC-153.	Min. 22 ga., type B, Grade 40 steel at 6 ft spans; #12 HWH Tek 5, 6" o.c. or min. 2,500 psi structural concrete	Min. 2-inch Trisotech G, ISO 95+ GL, RESISTA, Multi-Max FA3, Ultra-Max or Styrofoam Brand Roofmate, Highload 60 or Plazamate	Tremco #14 HD Fastener with Tremco 3" Metal Insulation Plate	1 per 2.0 ft ²	<u>Additional Insulation Layer(s)</u> : (Optional) Min. 1-inch Trisotech G, Trisotech CGF, Trisotech, EnergyGuard Polyiso Insulation, H-Shield, ISO 95+ GL, Multi-Max FA3, RESISTA or UltraMax or Styrofoam Brand Roofmate, Highload 60 or Plazamate <u>Coverboard</u> : Min. 1-inch MonoBoard Plus	Hot asphalt	BP-AA, SBS-AA	(Optional) One or BP-AA, SBS-AA	AlphaGuard MTS Fluid Applied Roof System	-60.0*	
SC-154.	Min. 22 ga., type B, Grade 40 steel; 6 ft span; #12 HWH Tek 5 with 3/4" washer, 6" o.c. or min. 2,500 psi structural concrete	Min. 2-inch Trisotech G, ISO 95+ GL, Multi-Max FA3, RESISTA or Ultra-Max	Tremco #14 HD Fastener with Tremco 3" Metal Insulation Plate	1 per 2.0 ft ²	Min. 0.125-inch TremBoard AC, min. 0.5-inch Structodek HD with Primed Red Coating	Hot asphalt	BP-AA, SBS-AA	(Optional) One or BP-AA, SBS-AA	AlphaGuard MTS Fluid Applied Roof System	-67.5	
SC-155.	Min. 22 ga., type B, Grade 33 steel; 6 ft span; #12 HWH Tek 5, 6" o.c. or min. 2,500 psi structural concrete	Min. 2-inch Trisotech G	Note 2 (#14 fasteners only)	1 per 1.45 ft ²	Min. 0.125-inch TremBoard AC, min. 0.25-inch DensDeck Prime or SECUROCK Gypsum-Fiber Roof Board	Hot asphalt	BP-AA, SBS-AA	(Optional) One or BP-AA, SBS-AA	AlphaGuard MTS Fluid Applied Roof System	-75.0	
SC-156.	Min. 22 ga., type B, Grade 33 steel or min. 2,500 psi structural concrete	Min. 1.5-inch Trisotech G	Note 2	1 per 2.0 ft ²	<u>Additional Insulation Layer(s)</u> : (Optional) Min. 1-inch Trisotech G, Trisotech CGF, Trisotech or RESISTA or Styrofoam Brand Roofmate, Highload 60 or Plazamate <u>Coverboard</u> : Min. 0.125-inch TremBoard AC, min. 0.25-inch DensDeck Prime, DEXcell FA Glass Mat Roof Board, SECUROCK Gypsum-Fiber Roof Board or min. 0.5-inch Structodek HD with Primed Red Coating or SECUROCK Cement Roof Board or min. 7/16-inch DEXcell Cement Roof Board	LRFIA or LRFIA(BG)	SBS-AA	(Optional) SBS-TA	AlphaGuard MTS Fluid Applied Roof System	-45.0*	
SC-157.	Min. 22 ga., type B, Grade 40 steel; 6 ft span; #12 HWH Tek 5, 6" o.c. or min. 2,500 psi structural concrete	Min. 2-inch Trisotech G	Note 2	1 per 2.0 ft ²	<u>Additional Insulation Layer(s)</u> : (Optional) Min. 1-inch base insulation <u>Coverboard</u> : Min. 0.125-inch TremBoard AC	LRFIA or LRFIA(BG)	SBS-AA	(Optional) SBS-TA	AlphaGuard MTS Fluid Applied Roof System	-52.5	

TABLE 2c: STEEL OR CONCRETE DECKS - NEW CONSTRUCTION OR REROOF (TEAR-OFF) OR RECOVER
SYSTEM TYPE B-1: MECHANICALLY ATTACHED BASE INSULATION, BONDED TOP INSULATION, BONDED ROOF COVER

System No.	Deck (Note 1)	Base Insulation Layer			Top Insulation Layer		Roof Cover (Note 15)			MDP (psf)
		Type	Fastener (Note 2, Note 11)	Attach	Type	Attach (Notes 6,7,8)	Base Ply	Ply	LARS	
SC-158.	Min. 22 ga., type B, Grade 40 steel; 6 ft span; #12 HWH Tek 5, 6" o.c. or min. 2,500 psi structural concrete	Min. 2-inch Trisotech G	Note 2	1 per 2.0 ft ²	<u>Additional Insulation Layer(s)</u> : (Optional) Min. 1-inch Trisotech G, Trisotech CGF, Trisotech or RESISTA or Styrofoam Brand Roofmate, Highload 60 or Plazamate <u>Coverboard</u> : Min. 0.25-inch DensDeck Prime, DEXcell FA Glass Mat Roof Board or SECUROCK Gypsum-Fiber Roof Board or min. 0.5-inch SECUROCK Cement Roof Board or min. 7/16-inch DEXcell Cement Roof Board	LRFIA or LRFIA(BG), 6-inch o.c.	SBS-AA	(Optional) SBS-TA	AlphaGuard MTS Fluid Applied Roof System	-52.5
SC-159.	Min. 22 ga., type B, Grade 40 steel at 6 ft spans; #12 HWH Tek 5, 6" o.c. or min. 2,500 psi structural concrete	Min. 2-inch Trisotech G, ISO 95+ GL, RESISTA, Multi-Max FA3, Ultra-Max or Styrofoam Brand Roofmate, Highload 60 or Plazamate	Tremco #14 HD Fastener with Tremco 3" Metal Insulation Plate	1 per 2.0 ft ²	<u>Additional Insulation Layer(s)</u> : (Optional) Min. 1-inch Trisotech G, Trisotech CGF, Trisotech, EnergyGuard Polyiso Insulation, H-Shield, ISO 95+ GL, Multi-Max FA3, RESISTA or UltraMax or Styrofoam Brand Roofmate, Highload 60 or Plazamate <u>Coverboard</u> : Min. 0.5-inch Structodek HD with Primed Red Coating, DensDeck Prime, DEXcell FA Glass Mat Roof Board, SECUROCK Gypsum-Fiber Roof Board or SECUROCK Cement Roof Board or min. 7/16-inch DEXcell Cement Roof Board	<u>Additional Layer(s)</u> : LRFIA or LRFIA(BG) <u>Coverboard</u> : LRFIA or LRFIA(BG), 6-inch o.c.	SBS-AA	(Optional) SBS-TA	AlphaGuard MTS Fluid Applied Roof System	-60.0
SC-160.	Min. 22 ga., type B, Grade 40 steel at 6 ft spans; #12 HWH Tek 5, 6" o.c. or min. 2,500 psi structural concrete	Min. 2-inch Trisotech G, ISO 95+ GL, RESISTA, Multi-Max FA3, Ultra-Max or Styrofoam Brand Roofmate, Highload 60 or Plazamate	Tremco #14 HD Fastener with Tremco 3" Metal Insulation Plate	1 per 2.0 ft ²	<u>Additional Insulation Layer(s)</u> : (Optional) Min. 1-inch Trisotech G, Trisotech CGF, Trisotech, EnergyGuard Polyiso Insulation, H-Shield, ISO 95+ GL, Multi-Max FA3, RESISTA or UltraMax or Styrofoam Brand Roofmate, Highload 60 or Plazamate <u>Coverboard</u> : Min. 1-inch MonoBoard Plus (no extrapolation permitted for ribbon attachment)	<u>Additional Layer(s)</u> : LRFIA or LRFIA(BG) <u>Coverboard</u> : LRFIA or LRFIA(BG), 6-inch o.c.	SBS-AA	(Optional) SBS-TA	AlphaGuard MTS Fluid Applied Roof System	-60.0*
SC-161.	Min. 22 ga., type B, Grade 33 steel; 6 ft span; #12 HWH Tek 5, 6" o.c. or min. 2,500 psi structural concrete	Min. 2-inch Trisotech G	Note 2	1 per 1.0 ft ²	<u>Additional Insulation Layer(s)</u> : (Optional) Min. 1-inch Trisotech G, Trisotech CGF, Trisotech or RESISTA or Styrofoam Brand Roofmate, Highload 60 or Plazamate <u>Coverboard</u> : Min. 0.5-inch DensDeck Prime, DEXcell FA Glass Mat Roof Board, SECUROCK Gypsum-Fiber Roof Board or SECUROCK Cement Roof Board or min. 7/16-inch DEXcell Cement Roof Board	LRFIA or LRFIA(BG), 6-inch o.c.	SBS-AA	(Optional) SBS-TA	AlphaGuard MTS Fluid Applied Roof System	-67.5
SC-162.	Min. 22 ga., type B, Grade 40 steel at 6 ft spans; two (2) #12 HWH Tek 5 with 3/4-inch washers, 6" o.c.	Min. 2-inch Trisotech G, RESISTA or Styrofoam Brand Roofmate, Highload 60 or Plazamate	Tremco #15 EHD with Tremco 3" Metal Insulation Plate	1 per 1.3 ft ²	<u>Additional Insulation Layer(s)</u> : (Optional) Min. 1-inch Trisotech G, Trisotech CGF, Trisotech or RESISTA or Styrofoam Brand Roofmate, Highload 60 or Plazamate <u>Coverboard</u> : Min. 0.5-inch SECUROCK Gypsum-Fiber Roof Board	LRFIA or LRFIA(BG), 6-inch o.c.	SBS-AA	(Optional) SBS-TA	AlphaGuard MTS Fluid Applied Roof System	-112.5

TABLE 2c: STEEL OR CONCRETE DECKS - NEW CONSTRUCTION OR REROOF (TEAR-OFF) OR RECOVER
SYSTEM TYPE B-1: MECHANICALLY ATTACHED BASE INSULATION, BONDED TOP INSULATION, BONDED ROOF COVER

System No.	Deck (Note 1)	Base Insulation Layer			Top Insulation Layer			Roof Cover (Note 15)			MDP (psf)
		Type	Fastener (Note 2 , Note 11)	Attach	Type	Attach (Notes 6,7,8)	Base Ply	Ply	LARS		
SC-163.	Min. 22 ga., type B, Grade 33 steel or min. 2,500 psi structural concrete	Min. 1.5-inch Trisotech G	Note 2	1 per 2.0 ft ²	<u>Additional Insulation Layer(s)</u> : (Optional) Min. 1-inch Trisotech G or Trisotech CGF <u>Coverboard</u> : Min. 0.125-inch TremBoard AC, min. 0.25-inch DensDeck Prime, DEXcell FA Glass Mat Roof Board or SECUROCK Gypsum-Fiber Roof Board or min. 0.5-inch Structodek HD with Primed Red Coating or min. 7/16-inch DEXcell Cement Roof Board	PSFA	SBS-AA	(Optional) SBS-TA	AlphaGuard MTS Fluid Applied Roof System	-45.0*	
SC-164.	Min. 22 ga., type B, Grade 40 steel; 6 ft span; #12 HWH Tek 5, 6" o.c. or min. 2,500 psi structural concrete	Min. 2-inch Trisotech G	Note 2	1 per 2.0 ft ²	<u>Additional Insulation Layer(s)</u> : (Optional) Min. 1-inch base insulation <u>Coverboard</u> : Min. 0.125-inch TremBoard AC	PSFA	SBS-AA	(Optional) SBS-TA	AlphaGuard MTS Fluid Applied Roof System	-52.5	
SC-165.	Min. 22 ga., type B, Grade 40 steel; 6 ft span; #12 HWH Tek 5, 6" o.c. or min. 2,500 psi structural concrete	Min. 2-inch Trisotech G	Note 2	1 per 2.0 ft ²	<u>Additional Insulation Layer(s)</u> : (Optional) Min. 1-inch Trisotech G or Trisotech CGF <u>Coverboard</u> : Min. 0.25-inch DensDeck Prime, DEXcell FA Glass Mat Roof Board or SECUROCK Gypsum-Fiber Roof Board or min. 7/16-inch DEXcell Cement Roof Board	PSFA, 6-inch o.c.	SBS-AA	(Optional) SBS-TA	AlphaGuard MTS Fluid Applied Roof System	-52.5	
SC-166.	Min. 22 ga., type B, Grade 40 steel at 6 ft spans; #12 HWH Tek 5, 6" o.c. or min. 2,500 psi structural concrete	Min. 2-inch Trisotech G	Tremco #14 HD Fastener with Tremco 3" Metal Insulation Plate	1 per 2.0 ft ²	<u>Additional Insulation Layer(s)</u> : (Optional) Min. 1-inch Trisotech G or Trisotech CGF <u>Coverboard</u> : Min. 0.5-inch Structodek HD with Primed Red Coating, DensDeck Prime, DEXcell FA Glass Mat Roof Board, SECUROCK Gypsum-Fiber Roof Board or SECUROCK Cement Roof Board or min. 7/16-inch DEXcell Cement Roof Board	<u>Additional Layer(s)</u> : PSFA <u>Coverboard</u> : PSFA, 6-inch o.c.	SBS-AA	(Optional) SBS-TA	AlphaGuard MTS Fluid Applied Roof System	-60.0	
SC-167.	Min. 22 ga., type B, Grade 33 steel; 6 ft span; #12 HWH Tek 5, 6" o.c. or min. 2,500 psi structural concrete	Min. 2-inch Trisotech G	Note 2	1 per 1.0 ft ²	<u>Additional Insulation Layer(s)</u> : (Optional) Min. 1-inch Trisotech G or Trisotech CGF <u>Coverboard</u> : Min. 0.5-inch DensDeck Prime, DEXcell FA Glass Mat Roof Board, SECUROCK Gypsum-Fiber Roof Board or SECUROCK Cement Roof Board or min. 7/16-inch DEXcell Cement Roof Board	PSFA, 6-inch o.c.	SBS-AA	(Optional) SBS-TA	AlphaGuard MTS Fluid Applied Roof System	-67.5	
SC-168.	Min. 22 ga., type B, Grade 40 steel at 6 ft spans; two (2) #12 HWH Tek 5 with 3/4-inch washers, 6" o.c.	Min. 2-inch Trisotech G	Tremco #15 EHD with Tremco 3" Metal Insulation Plate	1 per 1.3 ft ²	<u>Additional Insulation Layer(s)</u> : (Optional) Min. 1-inch Trisotech G or Trisotech CGF <u>Coverboard</u> : Min. 0.5-inch SECUROCK Gypsum-Fiber Roof Board	PSFA, 6-inch o.c.	SBS-AA	(Optional) SBS-TA	AlphaGuard MTS Fluid Applied Roof System	-112.5	

TABLE 2c: STEEL OR CONCRETE DECKS - NEW CONSTRUCTION OR REROOF (TEAR-OFF) OR RECOVER
SYSTEM TYPE B-1: MECHANICALLY ATTACHED BASE INSULATION, BONDED TOP INSULATION, BONDED ROOF COVER

System No.	Deck (Note 1)	Base Insulation Layer			Top Insulation Layer			Roof Cover (Note 15)			MDP (psf)
		Type	Fastener (Note 2, Note 11)	Attach	Type	Attach (Notes 6,7,8)	Base Ply	Ply	LARS		
SC-169.	Min. 22 ga., type B, Grade 40 steel at 6 ft spans; #12 HWH Tek 5, 6" o.c. or min. 2,500 psi structural concrete	Min. 2-inch Trisotech G, ISO 95+ GL, RESISTA, Multi-Max FA3, Ultra-Max or Styrofoam Brand Roofmate, Highload 60 or Plazamate	Tremco #14 HD Fastener with Tremco 3" Metal Insulation Plate	1 per 2.0 ft ²	<u>Additional Insulation Layer(s)</u> : (Optional) Min. 1-inch Trisotech G, Trisotech CGF, Trisotech, EnergyGuard Polyiso Insulation, H-Shield, ISO 95+ GL, Multi-Max FA3, RESISTA or UltraMax or Styrofoam Brand Roofmate, Highload 60 or Plazamate <u>Coverboard</u> : Min. 0.125-inch TremBoard AC, min. 0.5-inch Structodek HD with Primed Red Coating, DensDeck Prime, DEXcell FA Glass Mat Roof Board, SECUROCK Gypsum-Fiber Roof Board or SECUROCK Cement Roof Board or min. 7/16-inch DEXcell Cement Roof Board	Hot asphalt	SBS-AA	(Optional) SBS-TA	AlphaGuard MTS Fluid Applied Roof System	-60.0	
SC-170.	Min. 22 ga., type B, Grade 40 steel at 6 ft spans; #12 HWH Tek 5, 6" o.c. or min. 2,500 psi structural concrete	Min. 2-inch Trisotech G, ISO 95+ GL, RESISTA, Multi-Max FA3, Ultra-Max or Styrofoam Brand Roofmate, Highload 60 or Plazamate	Tremco #14 HD Fastener with Tremco 3" Metal Insulation Plate	1 per 2.0 ft ²	<u>Additional Insulation Layer(s)</u> : (Optional) Min. 1-inch Trisotech G, Trisotech CGF, Trisotech, EnergyGuard Polyiso Insulation, H-Shield, ISO 95+ GL, Multi-Max FA3, RESISTA or UltraMax or Styrofoam Brand Roofmate, Highload 60 or Plazamate <u>Coverboard</u> : Min. 1-inch MonoBoard Plus	Hot asphalt	SBS-AA	(Optional) SBS-TA	AlphaGuard MTS Fluid Applied Roof System	-60.0*	
SC-171.	Min. 22 ga., type B, Grade 40 steel; 6 ft span; #12 HWH Tek 5 with 3/4" washer, 6" o.c. or min. 2,500 psi structural concrete	Min. 2-inch Trisotech G, ISO 95+ GL, Multi-Max FA3, RESISTA or Ultra-Max	Tremco #14 HD Fastener with Tremco 3" Metal Insulation Plate	1 per 2.0 ft ²	Min. 0.5-inch 0.125-inch TremBoard AC or min. Structodek HD with Primed Red Coating	Hot asphalt	SBS-AA	(Optional) SBS-TA	AlphaGuard MTS Fluid Applied Roof System	-67.5	
SC-172.	Min. 22 ga., type B, Grade 33 steel; 6 ft span; #12 HWH Tek 5, 6" o.c. or min. 2,500 psi structural concrete	Min. 2-inch Trisotech G	Note 2 (#14 fasteners only)	1 per 1.45 ft ²	Min. 0.25-inch 0.125-inch TremBoard AC or min. DensDeck Prime or SECUROCK Gypsum-Fiber Roof Board	Hot asphalt	SBS-AA	(Optional) SBS-TA	AlphaGuard MTS Fluid Applied Roof System	-75.0	
SEBS-APPLIED BASE PLY:											
SC-173.	Min. 22 ga., type B, Grade 33 steel or min. 2,500 psi structural concrete	Min. 1.5-inch Trisotech G	Note 2	1 per 2.0 ft ²	<u>Additional Insulation Layer(s)</u> : (Optional) Min. 1-inch Trisotech G, Trisotech CGF, Trisotech or RESISTA or Styrofoam Brand Roofmate, Highload 60 or Plazamate <u>Coverboard</u> : Min. 0.125-inch TremBoard AC, min. 0.25-inch DensDeck Prime, DEXcell FA Glass Mat Roof Board, SECUROCK Gypsum-Fiber Roof Board or min. 0.5-inch Structodek HD with Primed Red Coating or SECUROCK Cement Roof Board or min. 7/16-inch DEXcell Cement Roof Board	LRFIA or LRFIA(BG)	BP-SEBS, SBS-SEBS	(Optional) BP-SEBS, SBS-SEBS	AlphaGuard MTS Fluid Applied Roof System	-45.0*	

TABLE 2c: STEEL OR CONCRETE DECKS - NEW CONSTRUCTION OR REROOF (TEAR-OFF) OR RECOVER
SYSTEM TYPE B-1: MECHANICALLY ATTACHED BASE INSULATION, BONDED TOP INSULATION, BONDED ROOF COVER

System No.	Deck (Note 1)	Base Insulation Layer			Top Insulation Layer		Roof Cover (Note 15)			MDP (psf)
		Type	Fastener (Note 2, Note 11)	Attach	Type	Attach (Notes 6,7,8)	Base Ply	Ply	LARS	
SC-174.	Min. 22 ga., type B, Grade 40 steel; 6 ft span; #12 HWH Tek 5, 6" o.c. or min. 2,500 psi structural concrete	Min. 2-inch Trisotech G	Note 2	1 per 2.0 ft ²	<u>Additional Insulation Layer(s)</u> : (Optional) Min. 1-inch base insulation <u>Coverboard</u> : Min. 0.125-inch TremBoard AC	LRFIA or LRFIA(BG)	BP-SEBS, SBS-SEBS	(Optional) BP-SEBS, SBS-SEBS	AlphaGuard MTS Fluid Applied Roof System	-52.5
SC-175.	Min. 22 ga., type B, Grade 40 steel; 6 ft span; #12 HWH Tek 5, 6" o.c. or min. 2,500 psi structural concrete	Min. 2-inch Trisotech G	Note 2	1 per 2.0 ft ²	<u>Additional Insulation Layer(s)</u> : (Optional) Min. 1-inch Trisotech G, Trisotech CGF, Trisotech or RESISTA or Styrofoam Brand Roofmate, Highload 60 or Plazamate <u>Coverboard</u> : Min. 0.25-inch DensDeck Prime, DEXcell FA Glass Mat Roof Board or SECUROCK Gypsum-Fiber Roof Board or min. 0.5-inch SECUROCK Cement Roof Board or min. 7/16-inch DEXcell Cement Roof Board	LRFIA or LRFIA(BG), 6-inch o.c.	BP-SEBS, SBS-SEBS	(Optional) BP-SEBS, SBS-SEBS	AlphaGuard MTS Fluid Applied Roof System	-52.5
SC-176.	Min. 22 ga., type B, Grade 40 steel; 6 ft span; #12 HWH Tek 5, 6" o.c. or min. 2,500 psi structural concrete	Min. 2-inch Trisotech G, ISO 95+ GL, RESISTA, Multi-Max FA3, Ultra-Max or Styrofoam Brand Roofmate, Highload 60 or Plazamate	Tremco #14 HD Fastener with Tremco 3" Metal Insulation Plate	1 per 2.0 ft ²	<u>Additional Insulation Layer(s)</u> : (Optional) Min. 1-inch Trisotech G, Trisotech CGF, Trisotech, EnergyGuard Polyiso Insulation, H-Shield, ISO 95+ GL, Multi-Max FA3, RESISTA or UltraMax or Styrofoam Brand Roofmate, Highload 60 or Plazamate <u>Coverboard</u> : Min. 0.5-inch Structodek HD with Primed Red Coating, DensDeck Prime, DEXcell FA Glass Mat Roof Board, SECUROCK Gypsum-Fiber Roof Board or SECUROCK Cement Roof Board or min. 7/16-inch DEXcell Cement Roof Board	<u>Additional Layer(s)</u> : LRFIA or LRFIA(BG) <u>Coverboard</u> : LRFIA or LRFIA(BG), 6-inch o.c.	BP-SEBS, SBS-SEBS	(Optional) BP-SEBS, SBS-SEBS	AlphaGuard MTS Fluid Applied Roof System	-60.0
SC-177.	Min. 22 ga., type B, Grade 40 steel; 6 ft span; #12 HWH Tek 5, 6" o.c. or min. 2,500 psi structural concrete	Min. 2-inch Trisotech G, ISO 95+ GL, RESISTA, Multi-Max FA3, Ultra-Max or Styrofoam Brand Roofmate, Highload 60 or Plazamate	Tremco #14 HD Fastener with Tremco 3" Metal Insulation Plate	1 per 2.0 ft ²	<u>Additional Insulation Layer(s)</u> : (Optional) Min. 1-inch Trisotech G, Trisotech CGF, Trisotech, EnergyGuard Polyiso Insulation, H-Shield, ISO 95+ GL, Multi-Max FA3, RESISTA or UltraMax or Styrofoam Brand Roofmate, Highload 60 or Plazamate <u>Coverboard</u> : Min. 1-inch MonoBoard Plus (no extrapolation permitted for ribbon attachment)	<u>Additional Layer(s)</u> : LRFIA or LRFIA(BG) <u>Coverboard</u> : LRFIA or LRFIA(BG), 6-inch o.c.	BP-SEBS, SBS-SEBS	(Optional) BP-SEBS, SBS-SEBS	AlphaGuard MTS Fluid Applied Roof System	-60.0*
SC-178.	Min. 22 ga., type B, Grade 40 steel; 6 ft span; #12 HWH Tek 5, 6" o.c. or min. 2,500 psi structural concrete	Min. 2-inch Trisotech G	Note 2	1 per 1.0 ft ²	<u>Additional Insulation Layer(s)</u> : (Optional) Min. 1-inch Trisotech G, Trisotech CGF, Trisotech or RESISTA or Styrofoam Brand Roofmate, Highload 60 or Plazamate <u>Coverboard</u> : Min. 0.5-inch DensDeck Prime, DEXcell FA Glass Mat Roof Board, SECUROCK Gypsum-Fiber Roof Board or SECUROCK Cement Roof Board or min. 7/16-inch DEXcell Cement Roof Board	LRFIA or LRFIA(BG), 6-inch o.c.	BP-SEBS, SBS-SEBS	(Optional) BP-SEBS, SBS-SEBS	AlphaGuard MTS Fluid Applied Roof System	-67.5

TABLE 2c: STEEL OR CONCRETE DECKS - NEW CONSTRUCTION OR REROOF (TEAR-OFF) OR RECOVER
SYSTEM TYPE B-1: MECHANICALLY ATTACHED BASE INSULATION, BONDED TOP INSULATION, BONDED ROOF COVER

System No.	Deck (Note 1)	Base Insulation Layer			Top Insulation Layer			Roof Cover (Note 15)			MDP (psf)
		Type	Fastener (Note 2, Note 11)	Attach	Type	Attach (Notes 6,7,8)	Base Ply	Ply	LARS		
SC-179.	Min. 22 ga., type B, Grade 40 steel at 6 ft spans; two (2) #12 HWH Tek 5 with ¾-inch washers, 6" o.c.	Min. 2-inch Trisotech G, RESISTA or Styrofoam Brand Roofmate, Highload 60 or Plazamate	Tremco #15 EHD with Tremco 3" Metal Insulation Plate	1 per 1.3 ft ²	<u>Additional Insulation Layer(s)</u> : (Optional) Min. 1-inch Trisotech G, Trisotech CGF, Trisotech or RESISTA or Styrofoam Brand Roofmate, Highload 60 or Plazamate <u>Coverboard</u> : Min. 0.5-inch SECUROCK Gypsum-Fiber Roof Board	LRFIA or LRFIA(BG), 6-inch o.c.	BP-SEBS, SBS-SEBS	(Optional) BP-SEBS, SBS-SEBS	AlphaGuard MTS Fluid Applied Roof System	-112.5	
SC-180.	Min. 22 ga., type B, Grade 80 steel at 6 ft spans; #12 HWH Tek 5 with ¾-inch washers, 6" o.c.	Min. 2-inch Trisotech G, Trisotech, H-Shield or Multi-Max FA3	Dekfast DF-#15-PH3 with PLT-R-3, OMG XHD with OMG 3 in. Galvalume Steel Plate or 3 in. Ribbed Galvalume Plate, Trufast #15 EHD with Trufast 3" Metal Insulation Plate	1 per 1.0 ft ²	<u>Min. 0.125-inch TremBoard AC or min. 0.5-inch DensDeck Prime or SECUROCK Gypsum-Fiber Roof Board</u>	LRFIA or LRFIA(BG), 4-inch o.c.	BP-SEBS, SBS-SEBS	(Optional) BP-SEBS, SBS-SEBS	AlphaGuard MTS Fluid Applied Roof System	-135.0	
SC-181.	Min. 22 ga., type B, Grade 80 steel at 6 ft spans; #12 HWH Tek 5 with ¾-inch washers, 6" o.c.	Min. 2-inch Styrofoam Brand Roofmate, Highload 60 or Plazamate	Trufast #15 EHD with Trufast 3" Metal Insulation Plate	1 per 1.0 ft ²	<u>Min. 0.125-inch TremBoard AC or min. 0.5-inch DensDeck Prime or SECUROCK Gypsum-Fiber Roof Board</u>	LRFIA or LRFIA(BG), 4-inch o.c.	BP-SEBS, SBS-SEBS	(Optional) BP-SEBS, SBS-SEBS	AlphaGuard MTS Fluid Applied Roof System	-135.0	
SC-182.	Min. 22 ga., type B, Grade 33 steel or min. 2,500 psi structural concrete	Min. 1.5-inch Trisotech G	Note 2	1 per 2.0 ft ²	<u>Additional Insulation Layer(s)</u> : (Optional) Min. 1-inch Trisotech G or Trisotech CGF <u>Coverboard</u> : Min. 0.125-inch TremBoard AC, min. 0.25-inch DensDeck Prime, DEXcell FA Glass Mat Roof Board or SECUROCK Gypsum-Fiber Roof Board or min. 0.5-inch Structodek HD with Primed Red Coating or min. 7/16-inch DEXcell Cement Roof Board	PSFA	BP-SEBS, SBS-SEBS	(Optional) BP-SEBS, SBS-SEBS	AlphaGuard MTS Fluid Applied Roof System	-45.0*	
SC-183.	Min. 22 ga., type B, Grade 40 steel; 6 ft span; #12 HWH Tek 5, 6" o.c. or min. 2,500 psi structural concrete	Min. 2-inch Trisotech G	Note 2	1 per 2.0 ft ²	<u>Additional Insulation Layer(s)</u> : (Optional) Min. 1-inch base insulation <u>Coverboard</u> : Min. 0.125-inch TremBoard AC	PSFA	BP-SEBS, SBS-SEBS	(Optional) BP-SEBS, SBS-SEBS	AlphaGuard MTS Fluid Applied Roof System	-52.5	

TABLE 2c: STEEL OR CONCRETE DECKS - NEW CONSTRUCTION OR REROOF (TEAR-OFF) OR RECOVER
SYSTEM TYPE B-1: MECHANICALLY ATTACHED BASE INSULATION, BONDED TOP INSULATION, BONDED ROOF COVER

System No.	Deck (Note 1)	Base Insulation Layer			Top Insulation Layer			Roof Cover (Note 15)			MDP (psf)
		Type	Fastener (Note 2, Note 11)	Attach	Type	Attach (Notes 6,7,8)	Base Ply	Ply	LARS		
SC-184.	Min. 22 ga., type B, Grade 40 steel; 6 ft span; #12 HWH Tek 5, 6" o.c. or min. 2,500 psi structural concrete	Min. 2-inch Trisotech G	Note 2	1 per 2.0 ft ²	<u>Additional Insulation Layer(s)</u> : (Optional) Min. 1-inch Trisotech G or Trisotech CGF <u>Coverboard</u> : Min. 0.25-inch DensDeck Prime, DEXcell FA Glass Mat Roof Board or SECUROCK Gypsum-Fiber Roof Board or min. 7/16-inch DEXcell Cement Roof Board	PSFA, 6-inch o.c.	BP-SEBS, SBS-SEBS	(Optional) BP-SEBS, SBS-SEBS	AlphaGuard MTS Fluid Applied Roof System	-52.5	
SC-185.	Min. 22 ga., type B, Grade 40 steel; 6 ft span; #12 HWH Tek 5, 6" o.c. or min. 2,500 psi structural concrete	Min. 2-inch Trisotech G	Tremco #14 HD Fastener with Tremco 3" Metal Insulation Plate	1 per 2.0 ft ²	<u>Additional Insulation Layer(s)</u> : (Optional) Min. 1-inch Trisotech G or Trisotech CGF <u>Coverboard</u> : Min. 0.5-inch Structodek HD with Primed Red Coating, DensDeck Prime, DEXcell FA Glass Mat Roof Board or SECUROCK Gypsum-Fiber Roof Board or min. 7/16-inch DEXcell Cement Roof Board	<u>Additional Layer(s)</u> : PSFA <u>Coverboard</u> : PSFA, 6-inch o.c.	BP-SEBS, SBS-SEBS	(Optional) BP-SEBS, SBS-SEBS	AlphaGuard MTS Fluid Applied Roof System	-60.0	
SC-186.	Min. 22 ga., type B, Grade 40 steel; 6 ft span; #12 HWH Tek 5, 6" o.c. or min. 2,500 psi structural concrete	Min. 2-inch Trisotech G	Note 2	1 per 1.0 ft ²	<u>Additional Insulation Layer(s)</u> : (Optional) Min. 1-inch Trisotech G or Trisotech CGF <u>Coverboard</u> : Min. 0.5-inch DensDeck Prime, DEXcell FA Glass Mat Roof Board or SECUROCK Gypsum-Fiber Roof Board or min. 7/16-inch DEXcell Cement Roof Board	PSFA, 6-inch o.c.	BP-SEBS, SBS-SEBS	(Optional) BP-SEBS, SBS-SEBS	AlphaGuard MTS Fluid Applied Roof System	-67.5	
SC-187.	Min. 22 ga., type B, Grade 40 steel at 6 ft spans; two (2) #12 HWH Tek 5 with 3/4-inch washers, 6" o.c.	Min. 2-inch Trisotech G	Tremco #15 EHD with Tremco 3" Metal Insulation Plate	1 per 1.3 ft ²	<u>Additional Insulation Layer(s)</u> : (Optional) Min. 1-inch Trisotech G or Trisotech CGF <u>Coverboard</u> : Min. 0.5-inch SECUROCK Gypsum-Fiber Roof Board	PSFA, 6-inch o.c.	BP-SEBS, SBS-SEBS	(Optional) BP-SEBS, SBS-SEBS	AlphaGuard MTS Fluid Applied Roof System	-112.5	
SC-188.	Min. 22 ga., type B, Grade 80 steel at 6 ft spans; #12 HWH Tek 5 with 3/4-inch washers, 6" o.c.	Min. 2-inch Trisotech G	Dekfast DF-#15-PH3 with PLT-R-3, OMG XHD with OMG 3 in. Galvalume Steel Plate or 3 in. Ribbed Galvalume Plate, Trufast #15 EHD with Trufast 3" Metal Insulation Plate	1 per 1.0 ft ²	<u>Min. 0.125-inch TremBoard AC or min. 0.5-inch DensDeck Prime or SECUROCK Gypsum-Fiber Roof Board</u>	PSFA, 4-inch o.c.	BP-SEBS, SBS-SEBS	(Optional) BP-SEBS, SBS-SEBS	AlphaGuard MTS Fluid Applied Roof System	-135.0	

TABLE 2c: STEEL OR CONCRETE DECKS - NEW CONSTRUCTION OR REROOF (TEAR-OFF) OR RECOVER
SYSTEM TYPE B-1: MECHANICALLY ATTACHED BASE INSULATION, BONDED TOP INSULATION, BONDED ROOF COVER

System No.	Deck (Note 1)	Base Insulation Layer			Top Insulation Layer		Roof Cover (Note 15)			MDP (psf)
		Type	Fastener (Note 2, Note 11)	Attach	Type	Attach (Notes 6,7,8)	Base Ply	Ply	LARS	
SC-189.	Min. 22 ga., type B, Grade 40 steel; 6 ft span; #12 HWH Tek 5, 6" o.c. or min. 2,500 psi structural concrete	Min. 2-inch Trisotech G, ISO 95+ GL, RESISTA, Multi-Max FA3, Ultra-Max or Styrofoam Brand Roofmate, Highload 60 or Plazamate	Tremco #14 HD Fastener with Tremco 3" Metal Insulation Plate	1 per 2.0 ft ²	<u>Additional Insulation Layer(s)</u> : (Optional) Min. 1-inch Trisotech G, Trisotech CGF, Trisotech, EnergyGuard Polyiso Insulation, H-Shield, ISO 95+ GL, Multi-Max FA3, RESISTA or UltraMax or Styrofoam Brand Roofmate, Highload 60 or Plazamate <u>Coverboard</u> : Min. 0.125-inch TremBoard AC, min. 0.5-inch Structodek HD with Primed Red Coating, DensDeck Prime, DEXcell FA Glass Mat Roof Board, SECUROCK Gypsum-Fiber Roof Board or SECUROCK Cement Roof Board or min. 7/16-inch DEXcell Cement Roof Board	Hot asphalt	BP-SEBS, SBS-SEBS	(Optional) BP-SEBS, SBS-SEBS	AlphaGuard MTS Fluid Applied Roof System	-60.0
SC-190.	Min. 22 ga., type B, Grade 40 steel; 6 ft span; #12 HWH Tek 5, 6" o.c. or min. 2,500 psi structural concrete	Min. 2-inch Trisotech G, ISO 95+ GL, RESISTA, Multi-Max FA3, Ultra-Max or Styrofoam Brand Roofmate, Highload 60 or Plazamate	Tremco #14 HD Fastener with Tremco 3" Metal Insulation Plate	1 per 2.0 ft ²	<u>Additional Insulation Layer(s)</u> : (Optional) Min. 1-inch Trisotech G, Trisotech CGF, Trisotech, EnergyGuard Polyiso Insulation, H-Shield, ISO 95+ GL, Multi-Max FA3, RESISTA or UltraMax or Styrofoam Brand Roofmate, Highload 60 or Plazamate <u>Coverboard</u> : Min. 1-inch MonoBoard Plus	Hot asphalt	BP-SEBS, SBS-SEBS	(Optional) BP-SEBS, SBS-SEBS	AlphaGuard MTS Fluid Applied Roof System	-60.0*
SC-191.	Min. 22 ga., type B, Grade 40 steel; 6 ft span; #12 HWH Tek 5, 6" o.c. or min. 2,500 psi structural concrete	Min. 2-inch Trisotech G, ISO 95+ GL, Multi-Max FA3, RESISTA or Ultra-Max	Tremco #14 HD Fastener with Tremco 3" Metal Insulation Plate	1 per 2.0 ft ²	Min. 0.5-inch 0.125-inch TremBoard AC or min. Structodek HD with Primed Red Coating	Hot asphalt	BP-SEBS, SBS-SEBS	(Optional) BP-SEBS, SBS-SEBS	AlphaGuard MTS Fluid Applied Roof System	-67.5
SC-192.	Min. 22 ga., type B, Grade 40 steel; 6 ft span; #12 HWH Tek 5, 6" o.c. or min. 2,500 psi structural concrete	Min. 2-inch Trisotech G	Note 2 (#14 fasteners only)	1 per 1.45 ft ²	Min. 0.25-inch 0.125-inch TremBoard AC or min. DensDeck Prime or SECUROCK Gypsum-Fiber Roof Board	Hot asphalt	BP-SEBS, SBS-SEBS	(Optional) BP-SEBS, SBS-SEBS	AlphaGuard MTS Fluid Applied Roof System	-75.0
TORCH-APPLIED BASE PLY:										
SC-193.	Min. 22 ga., type B, Grade 33 steel or min. 2,500 psi structural concrete	Min. 1.5-inch Trisotech G	Note 2	1 per 2.0 ft ²	<u>Additional Insulation Layer(s)</u> : (Optional) Min. 1-inch Trisotech G, Trisotech CGF, Trisotech or RESISTA or Styrofoam Brand Roofmate, Highload 60 or Plazamate <u>Coverboard</u> : Min. 0.25-inch DensDeck Prime, DEXcell FA Glass Mat Roof Board, SECUROCK Gypsum-Fiber Roof Board or min. 0.5-inch SECUROCK Cement Roof Board or min. 7/16-inch DEXcell Cement Roof Board	LRFIA or LRFIA(BG)	SBS-TA	(Optional) SBS-TA	AlphaGuard MTS Fluid Applied Roof System	-45.0*

TABLE 2c: STEEL OR CONCRETE DECKS - NEW CONSTRUCTION OR REROOF (TEAR-OFF) OR RECOVER
SYSTEM TYPE B-1: MECHANICALLY ATTACHED BASE INSULATION, BONDED TOP INSULATION, BONDED ROOF COVER

System No.	Deck (Note 1)	Base Insulation Layer			Top Insulation Layer		Roof Cover (Note 15)			MDP (psf)
		Type	Fastener (Note 2 , Note 11)	Attach	Type	Attach (Notes 6,7,8)	Base Ply	Ply	LARS	
SC-194.	Min. 22 ga., type B, Grade 40 steel; 6 ft span; #12 HWH Tek 5, 6" o.c. or min. 2,500 psi structural concrete	Min. 2-inch Trisotech G	Note 2	1 per 2.0 ft ²	<u>Additional Insulation Layer(s)</u> : (Optional) Min. 1-inch Trisotech G, Trisotech CGF, Trisotech or RESISTA or Styrofoam Brand Roofmate, Highload 60 or Plazamate <u>Coverboard</u> : Min. 0.25-inch DensDeck Prime, DEXcell FA Glass Mat Roof Board or SECUROCK Gypsum-Fiber Roof Board or min. 0.5-inch SECUROCK Cement Roof Board or min. 7/16-inch DEXcell Cement Roof Board	LRFIA or LRFIA(BG), 6-inch o.c.	SBS-TA	(Optional) SBS-TA	AlphaGuard MTS Fluid Applied Roof System	-52.5
SC-195.	Min. 22 ga., type B, Grade 40 steel at 6 ft spans; #12 HWH Tek 5, 6" o.c. or min. 2,500 psi structural concrete	Min. 2-inch Trisotech G, ISO 95+ GL, RESISTA, Multi-Max FA3, Ultra-Max or Styrofoam Brand Roofmate, Highload 60 or Plazamate	Tremco #14 HD Fastener with Tremco 3" Metal Insulation Plate	1 per 2.0 ft ²	<u>Additional Insulation Layer(s)</u> : (Optional) Min. 1-inch Trisotech G, Trisotech CGF, Trisotech, EnergyGuard Polyiso Insulation, H-Shield, ISO 95+ GL, Multi-Max FA3, RESISTA or UltraMax or Styrofoam Brand Roofmate, Highload 60 or Plazamate <u>Coverboard</u> : Min. 0.5-inch DensDeck Prime, DEXcell FA Glass Mat Roof Board, SECUROCK Gypsum-Fiber Roof Board or SECUROCK Cement Roof Board or min. 7/16-inch DEXcell Cement Roof Board	<u>Additional Layer(s)</u> : LRFIA or LRFIA(BG) <u>Coverboard</u> : LRFIA or LRFIA(BG), 6-inch o.c.	SBS-TA	(Optional) SBS-TA	AlphaGuard MTS Fluid Applied Roof System	-60.0
SC-196.	Min. 22 ga., type B, Grade 40 steel at 6 ft spans; #12 HWH Tek 5, 6" o.c. or min. 2,500 psi structural concrete	Min. 2-inch Trisotech G, ISO 95+ GL, RESISTA, Multi-Max FA3, Ultra-Max or Styrofoam Brand Roofmate, Highload 60 or Plazamate	Tremco #14 HD Fastener with Tremco 3" Metal Insulation Plate	1 per 2.0 ft ²	<u>Additional Insulation Layer(s)</u> : (Optional) Min. 1-inch Trisotech G, Trisotech CGF, Trisotech, EnergyGuard Polyiso Insulation, H-Shield, ISO 95+ GL, Multi-Max FA3, RESISTA or UltraMax or Styrofoam Brand Roofmate, Highload 60 or Plazamate <u>Coverboard</u> : Min. 1-inch MonoBoard Plus (no extrapolation permitted for ribbon attachment)	<u>Additional Layer(s)</u> : LRFIA or LRFIA(BG) <u>Coverboard</u> : LRFIA or LRFIA(BG), 6-inch o.c.	SBS-TA	(Optional) SBS-TA	AlphaGuard MTS Fluid Applied Roof System	-60.0*
SC-197.	Min. 22 ga., type B, Grade 33 steel; 6 ft span; #12 HWH Tek 5, 6" o.c. or min. 2,500 psi structural concrete	Min. 2-inch Trisotech G	Note 2	1 per 1.0 ft ²	<u>Additional Insulation Layer(s)</u> : (Optional) Min. 1-inch Trisotech G, Trisotech CGF, Trisotech or RESISTA or Styrofoam Brand Roofmate, Highload 60 or Plazamate <u>Coverboard</u> : Min. 0.5-inch DensDeck Prime, DEXcell FA Glass Mat Roof Board, SECUROCK Gypsum-Fiber Roof Board or SECUROCK Cement Roof Board or min. 7/16-inch DEXcell Cement Roof Board	LRFIA or LRFIA(BG), 6-inch o.c.	SBS-TA	(Optional) SBS-TA	AlphaGuard MTS Fluid Applied Roof System	-67.5
SC-198.	Min. 22 ga., type B, Grade 40 steel at 6 ft spans; two (2) #12 HWH Tek 5 with 3/4-inch washers, 6" o.c.	Min. 2-inch Trisotech G, RESISTA or Styrofoam Brand Roofmate, Highload 60 or Plazamate	Tremco #15 EHD with Tremco 3" Metal Insulation Plate	1 per 1.3 ft ²	<u>Additional Insulation Layer(s)</u> : (Optional) Min. 1-inch Trisotech G, Trisotech CGF, Trisotech or RESISTA or Styrofoam Brand Roofmate, Highload 60 or Plazamate <u>Coverboard</u> : Min. 0.5-inch SECUROCK Gypsum-Fiber Roof Board	LRFIA or LRFIA(BG), 6-inch o.c.	SBS-TA	(Optional) SBS-TA	AlphaGuard MTS Fluid Applied Roof System	-112.5

**TABLE 2c: STEEL OR CONCRETE DECKS - NEW CONSTRUCTION OR REROOF (TEAR-OFF) OR RECOVER
SYSTEM TYPE B-1: MECHANICALLY ATTACHED BASE INSULATION, BONDED TOP INSULATION, BONDED ROOF COVER**

System No.	Deck (Note 1)	Base Insulation Layer			Top Insulation Layer			Roof Cover (Note 15)			MDP (psf)
		Type	Fastener (Note 2, Note 11)	Attach	Type	Attach (Notes 6,7,8)	Base Ply	Ply	LARS		
SC-199.	Min. 22 ga., type B, Grade 33 steel or min. 2,500 psi structural concrete	Min. 1.5-inch Trisotech G	Note 2	1 per 2.0 ft ²	<u>Additional Insulation Layer(s)</u> : (Optional) Min. 1- Trisotech G or Trisotech CGF <u>Coverboard</u> : Min. 0.25-inch DensDeck Prime, DEXcell FA Glass Mat Roof Board, SECUROCK Gypsum-Fiber Roof Board or min. 0.5-inch SECUROCK Cement Roof Board or min. 7/16-inch DEXcell Cement Roof Board	PSFA	SBS-TA	(Optional) SBS-TA	AlphaGuard MTS Fluid Applied Roof System	-45.0*	
SC-200.	Min. 22 ga., type B, Grade 40 steel; 6 ft span; #12 HWH Tek 5, 6" o.c. or min. 2,500 psi structural concrete	Min. 2-inch Trisotech G	Note 2	1 per 2.0 ft ²	<u>Additional Insulation Layer(s)</u> : (Optional) Min. 1-inch Trisotech G or Trisotech CGF <u>Coverboard</u> : Min. 0.25-inch DensDeck Prime, DEXcell FA Glass Mat Roof Board or SECUROCK Gypsum-Fiber Roof Board or min. 0.5-inch SECUROCK Cement Roof Board or min. 7/16-inch DEXcell Cement Roof Board	PSFA, 6-inch o.c.	SBS-TA	(Optional) SBS-TA	AlphaGuard MTS Fluid Applied Roof System	-52.5	
SC-201.	Min. 22 ga., type B, Grade 40 steel at 6 ft spans; #12 HWH Tek 5, 6" o.c. or min. 2,500 psi structural concrete	Min. 2-inch Trisotech G	Tremco #14 HD Fastener with Tremco 3" Metal Insulation Plate	1 per 2.0 ft ²	<u>Additional Insulation Layer(s)</u> : (Optional) Min. 1-inch Trisotech G or Trisotech CGF <u>Coverboard</u> : Min. 0.5-inch DensDeck Prime, DEXcell FA Glass Mat Roof Board, SECUROCK Gypsum-Fiber Roof Board or SECUROCK Cement Roof Board or min. 7/16-inch DEXcell Cement Roof Board	<u>Additional Layer(s)</u> : PSFA <u>Coverboard</u> : PSFA, 6-inch o.c.	SBS-TA	(Optional) SBS-TA	AlphaGuard MTS Fluid Applied Roof System	-60.0	
SC-202.	Min. 22 ga., type B, Grade 33 steel; 6 ft span; #12 HWH Tek 5, 6" o.c. or min. 2,500 psi structural concrete	Min. 2-inch Trisotech G	Note 2	1 per 1.0 ft ²	<u>Additional Insulation Layer(s)</u> : (Optional) Min. 1-inch Trisotech G or Trisotech CGF <u>Coverboard</u> : Min. 0.5-inch DensDeck Prime, DEXcell FA Glass Mat Roof Board, SECUROCK Gypsum-Fiber Roof Board or SECUROCK Cement Roof Board or min. 7/16-inch DEXcell Cement Roof Board	PSFA, 6-inch o.c.	SBS-TA	(Optional) SBS-TA	AlphaGuard MTS Fluid Applied Roof System	-67.5	
SC-203.	Min. 22 ga., type B, Grade 40 steel at 6 ft spans; two (2) #12 HWH Tek 5 with 3/4-inch washers, 6" o.c.	Min. 2-inch Trisotech G	Tremco #15 EHD with Tremco 3" Metal Insulation Plate	1 per 1.3 ft ²	<u>Additional Insulation Layer(s)</u> : (Optional) Min. 1-inch Trisotech G or Trisotech CGF <u>Coverboard</u> : Min. 0.5-inch SECUROCK Gypsum-Fiber Roof Board	PSFA, 6-inch o.c.	SBS-TA	(Optional) SBS-TA	AlphaGuard MTS Fluid Applied Roof System	-112.5	
SC-204.	Min. 22 ga., type B, Grade 40 steel at 6 ft spans; #12 HWH Tek 5, 6" o.c. or min. 2,500 psi structural concrete	Min. 2-inch Trisotech G, ISO 95+ GL, RESISTA, Multi-Max FA3, Ultra-Max or Styrofoam Brand Roofmate, Highload 60 or Plazamate	Tremco #14 HD Fastener with Tremco 3" Metal Insulation Plate	1 per 2.0 ft ²	<u>Additional Insulation Layer(s)</u> : (Optional) Min. 1-inch Trisotech G, Trisotech CGF, Trisotech, EnergyGuard Polyiso Insulation, H-Shield, ISO 95+ GL, Multi-Max FA3, RESISTA or UltraMax or Styrofoam Brand Roofmate, Highload 60 or Plazamate <u>Coverboard</u> : Min. 0.5-inch DensDeck Prime, DEXcell FA Glass Mat Roof Board, SECUROCK Gypsum-Fiber Roof Board or SECUROCK Cement Roof Board or min. 7/16-inch DEXcell Cement Roof Board	Hot asphalt	SBS-TA	(Optional) SBS-TA	AlphaGuard MTS Fluid Applied Roof System	-60.0	

TABLE 2c: STEEL OR CONCRETE DECKS - NEW CONSTRUCTION OR REROOF (TEAR-OFF) OR RECOVER
SYSTEM TYPE B-1: MECHANICALLY ATTACHED BASE INSULATION, BONDED TOP INSULATION, BONDED ROOF COVER

System No.	Deck (Note 1)	Base Insulation Layer			Top Insulation Layer			Roof Cover (Note 15)			MDP (psf)
		Type	Fastener (Note 2, Note 11)	Attach	Type	Attach (Notes 6,7,8)	Base Ply	Ply	LARS		
SC-205.	Min. 22 ga., type B, Grade 40 steel at 6 ft spans; #12 HWH Tek 5, 6" o.c. or min. 2,500 psi structural concrete	Min. 2-inch Trisotech G, ISO 95+ GL, RESISTA, Multi-Max FA3, Ultra-Max or Styrofoam Brand Roofmate, Highload 60 or Plazamate	Tremco #14 HD Fastener with Tremco 3" Metal Insulation Plate	1 per 2.0 ft ²	<u>Additional Insulation Layer(s)</u> : (Optional) Min. 1-inch Trisotech G, Trisotech CGF, Trisotech, EnergyGuard Polyiso Insulation, H-Shield, ISO 95+ GL, Multi-Max FA3, RESISTA or UltraMax or Styrofoam Brand Roofmate, Highload 60 or Plazamate <u>Coverboard</u> : Min. 1-inch Monoboard Plus	Hot asphalt	SBS-TA	(Optional) SBS-TA	AlphaGuard MTS Fluid Applied Roof System	-60.0*	
SC-206.	Min. 22 ga., type B, Grade 33 steel; 6 ft span; #12 HWH Tek 5, 6" o.c. or min. 2,500 psi structural concrete	Min. 2-inch Trisotech G	Note 2 (#14 fasteners only)	1 per 1.45 ft ²	Min. 0.25-inch DensDeck Prime or DEXcell FA Glass Mat Roof Board	Hot asphalt	SBS-TA	(Optional) SBS-TA	AlphaGuard MTS Fluid Applied Roof System	-75.0	

TABLE 2d: STEEL DECKS - NEW CONSTRUCTION, REROOF (TEAR-OFF)

SYSTEM TYPE B-2: MECHANICALLY ATTACHED THERMAL BARRIER, BONDED VAPOR BARRIER, BONDED INSULATION, BONDED ROOF COVER

System No.	Deck (Note 1)	Thermal Barrier			Primer	Vapor Barrier (Note 15)	Insulation Layer(s)		Roof Cover (Note 15)			MDP (psf)
		Type	Fastener (Note 2, Note 11)	Attach			Type	Attach (Notes 6,7,8)	Base Ply	Ply	LARS	
BURMASTIC ADHESIVE MC APPLIED BASE PLY:												
SC-207.	Min. 22 ga., Type B, Grade 40 steel	Min. 0.5-inch DensDeck Prime or SECUROCK Gypsum-Fiber Roof Board	Tremco #15 EHD Fastener with Tremco 3" Metal Insulation Plate	1 per 2.0 ft ²	(Optional) ASTM D41	SBS-TA or POWERply SBS Base HW, torch-applied	<u>Insulation Layer(s)</u> : One or more, min. 1-inch Trisotech G, Trisotech CGF, Trisotech, EnergyGuard Polyiso Insulation, H-Shield, ISO 95+ GL, Multi-Max FA3, RESISTA or UltraMax or Styrofoam Brand Roofmate, Highload 60 or Plazamate <u>Coverboard</u> : Min. 0.125-inch TremBoard AC or min. 0.5-inch DEXcell FA Glass Mat Roof Board, DensDeck Prime, SECUROCK Gypsum Fiber Roof Board or SECUROCK Cement Roof Board or min. 7/16-inch DEXcell Cement Roof Board	LRFIA or LRFIA(BG)	BP-CA6 or SBS-CA6	(Optional) One or more BP-CA6 or SBS-CA6	AlphaGuard MTS Fluid Applied Roof System	-45.0*

TABLE 2d: STEEL DECKS - NEW CONSTRUCTION, REROOF (TEAR-OFF)
SYSTEM TYPE B-2: MECHANICALLY ATTACHED THERMAL BARRIER, BONDED VAPOR BARRIER, BONDED INSULATION, BONDED ROOF COVER

System No.	Deck (Note 1)	Thermal Barrier			Primer	Vapor Barrier (Note 15)	Insulation Layer(s)		Roof Cover (Note 15)			MDP (psf)
		Type	Fastener (Note 2, Note 11)	Attach			Type	Attach (Notes 6,7,8)	Base Ply	Ply	LARS	
SC-208.	Min. 22 ga., Type B, Grade 40 steel	Min. 0.5-inch DensDeck Prime or SECUROCK Gypsum-Fiber Roof Board	Tremco #15 EHD Fastener with Tremco 3" Metal Insulation Plate	1 per 2.0 ft ²	None	BP-CA6 or SBS-CA6	<u>Insulation Layer(s)</u> : One or more, min. 1-inch Trisotech G, Trisotech CGF, Trisotech, EnergyGuard Polyiso Insulation, H-Shield, ISO 95+ GL, Multi-Max FA3, RESISTA or UltraMax or Styrofoam Brand Roofmate, Highload 60 or Plazamate <u>Coverboard</u> : Min. 0.125-inch TremBoard AC or min. 0.5-inch DEXcell FA Glass Mat Roof Board, DensDeck Prime, SECUROCK Gypsum Fiber Roof Board or SECUROCK Cement Roof Board or min. 7/16-inch DEXcell Cement Roof Board	LRFIA or LRFIA(BG)	BP-CA6 or SBS-CA6	(Optional) One or more BP-CA6 or SBS-CA6	AlphaGuard MTS Fluid Applied Roof System	-45.0*
SC-209.	Min. 22 ga., Type B, Grade 40 steel; 6 ft span; #12 HWH Tek 5, 6" o.c.	Min. 0.5-inch SECUROCK Gypsum-Fiber Roof Board	Tremco #15 EHD Fastener with Tremco 3" Metal Insulation Plate	1 per 2.0 ft ²	Tremco AVC Membrane Primer	Tremco AVC Membrane	<u>Insulation Layer(s)</u> : (Optional) One or more, min. 1-inch Trisotech G, Trisotech CGF or Trisotech <u>Coverboard</u> : Min. 0.125-inch TremBoard AC or min. 0.5-inch DensDeck Prime or SECUROCK Gypsum Fiber Roof Board	LRFIA or LRFIA(BG)	BP-CA6 or SBS-CA6	(Optional) One or more BP-CA6 or SBS-CA6	AlphaGuard MTS Fluid Applied Roof System	-52.5
SC-210.	Min. 22 ga., Type B, Grade 40 steel; 6 ft span; #12 HWH Tek 5, 6" o.c.	Min. 0.5-inch SECUROCK Gypsum-Fiber Roof Board	Tremco #15 EHD Fastener with Tremco 3" Metal Insulation Plate	1 per 2.0 ft ²	Tremco AVC Membrane Primer or AVC Membrane Primer (WB)	Tremco AVC Max	<u>Insulation Layer(s)</u> : (Optional) One or more, min. 1-inch Trisotech G, Trisotech CGF or Trisotech <u>Coverboard</u> : Min. 0.125-inch TremBoard AC or min. 0.5-inch DensDeck Prime or SECUROCK Gypsum Fiber Roof Board	LRFIA or LRFIA(BG)	BP-CA6 or SBS-CA6	(Optional) One or more BP-CA6 or SBS-CA6	AlphaGuard MTS Fluid Applied Roof System	-52.5
SC-211.	Min. 22 ga., Type B, Grade 40 steel; 6 ft span; #12 HWH Tek 5, 6" o.c.	Min. 0.5-inch DEXcell FA Glass Mat Roof Board, DensDeck Prime or SECUROCK Gypsum-Fiber Roof Board	Tremco #14 HD Fastener with Tremco 3" Metal Insulation Plate or Dekfast DF-#14-PH3 with Dekfast PLT-R-3	1 per 1.8 ft ²	(Optional) ASTM D41	SBS-TA or POWERply SBS Base HW, torch-applied	<u>Insulation Layer(s)</u> : One or more, min. 1-inch Trisotech G, Trisotech CGF, Trisotech, EnergyGuard Polyiso Insulation, H-Shield, ISO 95+ GL, Multi-Max FA3, RESISTA or UltraMax or Styrofoam Brand Roofmate, Highload 60 or Plazamate <u>Coverboard</u> : Min. 0.25-inch SECUROCK Gypsum-Fiber Roof Board	LRFIA or LRFIA(BG)	BP-CA6 or SBS-CA6	(Optional) One or more BP-CA6 or SBS-CA6	AlphaGuard MTS Fluid Applied Roof System	-60.0
SC-212.	Min. 22 ga., Type B, Grade 40 steel; 6 ft span; #12 HWH Tek 5, 6" o.c.	Min. 0.5-inch DensDeck Prime	Tremco #14 HD Fastener with Tremco 3" Metal Insulation Plate or Dekfast DF-#14-PH3 with Dekfast PLT-R-3	1 per 2.0 ft ²	(Optional) ASTM D41	SBS-TA or POWERply SBS Base HW, torch-applied	<u>Insulation Layer(s)</u> : One or more, min. 1-inch Trisotech G, Trisotech CGF, Trisotech, EnergyGuard Polyiso Insulation, H-Shield, ISO 95+ GL, Multi-Max FA3, RESISTA or UltraMax or Styrofoam Brand Roofmate, Highload 60 or Plazamate <u>Coverboard</u> : Min. 0.5-inch DEXcell FA Glass Mat Roof Board, DensDeck Prime, SECUROCK Gypsum Fiber Roof Board or SECUROCK Cement Roof Board or min. 7/16-inch DEXcell Cement Roof Board	LRFIA or LRFIA(BG)	BP-CA6 or SBS-CA6	(Optional) One or more BP-CA6 or SBS-CA6	AlphaGuard MTS Fluid Applied Roof System	-67.5

TABLE 2d: STEEL DECKS - NEW CONSTRUCTION, REROOF (TEAR-OFF)
SYSTEM TYPE B-2: MECHANICALLY ATTACHED THERMAL BARRIER, BONDED VAPOR BARRIER, BONDED INSULATION, BONDED ROOF COVER

System No.	Deck (Note 1)	Thermal Barrier			Primer	Vapor Barrier (Note 15)	Insulation Layer(s)		Roof Cover (Note 15)			MDP (psf)
		Type	Fastener (Note 2, Note 11)	Attach			Type	Attach (Notes 6,7,8)	Base Ply	Ply	LARS	
SC-213.	Min. 22 ga., Type B, Grade 40 steel; 6 ft span; #12 HWH Tek 5, 6" o.c.	Min. 0.5-inch DEXcell FA Glass Mat Roof Board	Dekfast DF-#14-PH3 with Dekfast PLT-R-3	1 per 2.0 ft ²	(Optional) ASTM D41	SBS-TA or POWERply SBS Base HW, torch-applied	Insulation Layer(s): One or more, min. 1-inch Trisotech G, Trisotech CGF, Trisotech, EnergyGuard Polyiso Insulation, H-Shield, ISO 95+ GL, Multi-Max FA3, RESISTA or UltraMax or Styrofoam Brand Roofmate, Highload 60 or Plazamate Coverboard: Min. 0.5-inch DEXcell FA Glass Mat Roof Board, DensDeck Prime, SECUROCK Gypsum Fiber Roof Board or SECUROCK Cement Roof Board or min. 7/16-inch DEXcell Cement Roof Board	LRFIA or LRFIA(BG)	BP-CA6 or SBS-CA6	(Optional) One or more BP-CA6 or SBS-CA6	AlphaGuard MTS Fluid Applied Roof System	-67.5
SC-214.	Min. 22 ga., Type B, Grade 40 steel; 6 ft span; #12 HWH Tek 5, 6" o.c.	Min. 0.5-inch SECUROCK Gypsum-Fiber Roof Board	Tremco #14 HD Fastener with Tremco 3" Metal Insulation Plate	1 per 2.0 ft ²	(Optional) ASTM D41	SBS-TA or POWERply SBS Base HW, torch-applied	Insulation Layer(s): One or more, min. 1-inch Trisotech G, Trisotech CGF, Trisotech, EnergyGuard Polyiso Insulation, H-Shield, ISO 95+ GL, Multi-Max FA3, RESISTA or UltraMax or Styrofoam Brand Roofmate, Highload 60 or Plazamate Coverboard: Min. 0.5-inch DEXcell FA Glass Mat Roof Board, DensDeck Prime, SECUROCK Gypsum Fiber Roof Board or SECUROCK Cement Roof Board or min. 7/16-inch DEXcell Cement Roof Board	LRFIA or LRFIA(BG)	BP-CA6 or SBS-CA6	(Optional) One or more BP-CA6 or SBS-CA6	AlphaGuard MTS Fluid Applied Roof System	-67.5
SC-215.	Min. 22 ga., Type B, Grade 40 steel; 6 ft span, #12 HWH Tek 5 with 3/4" washers, 6" o.c.	Min. 0.5-inch DensDeck Prime or SECUROCK Gypsum-Fiber Roof Board	Tremco #14 HD Fastener with Tremco 3" Metal Insulation Plate or Dekfast DF-#14-PH3 with Dekfast PLT-R-3	1 per 1.3 ft ²	(Optional) ASTM D41	SBS-TA or POWERply SBS Base HW, torch-applied	Insulation Layer(s): One or more, min. 1-inch Trisotech G, Trisotech CGF, Trisotech, EnergyGuard Polyiso Insulation, H-Shield, ISO 95+ GL, Multi-Max FA3, RESISTA or UltraMax or Styrofoam Brand Roofmate, Highload 60 or Plazamate Coverboard: Min. 0.5-inch DensDeck Prime, SECUROCK Gypsum Fiber Roof Board or SECUROCK Cement Roof Board or min. 7/16-inch DEXcell Cement Roof Board	LRFIA or LRFIA(BG), 6-inch o.c.	BP-CA6 or SBS-CA6	(Optional) One or more BP-CA6 or SBS-CA6	AlphaGuard MTS Fluid Applied Roof System	-90.0
SC-216.	Min. 22 ga., Type B, Grade 40 steel	Min. 0.5-inch DensDeck Prime or SECUROCK Gypsum-Fiber Roof Board	Tremco #15 EHD Fastener with Tremco 3" Metal Insulation Plate	1 per 2.0 ft ²	(Optional) ASTM D41	SBS-TA or POWERply SBS Base HW, torch-applied	Insulation Layer(s): One or more, min. 1-inch Trisotech G or Trisotech CGF Coverboard: Min. 0.125-inch TremBoard AC or min. 0.5-inch DEXcell FA Glass Mat Roof Board, DensDeck Prime or SECUROCK Gypsum Fiber Roof Board or min. 7/16-inch DEXcell Cement Roof Board	PSFA	BP-CA6 or SBS-CA6	(Optional) One or more BP-CA6 or SBS-CA6	AlphaGuard MTS Fluid Applied Roof System	- 45.0*
SC-217.	Min. 22 ga., Type B, Grade 40 steel	Min. 0.5-inch DensDeck Prime or SECUROCK Gypsum-Fiber Roof Board	Tremco #15 EHD Fastener with Tremco 3" Metal Insulation Plate	1 per 2.0 ft ²	None	BP-CA6 or SBS-CA6	Insulation Layer(s): One or more, min. 1-inch Trisotech G or Trisotech CGF Coverboard: Min. 0.125-inch TremBoard AC or min. 0.5-inch DEXcell FA Glass Mat Roof Board, DensDeck Prime or SECUROCK Gypsum Fiber Roof Board or min. 7/16-inch DEXcell Cement Roof Board	PSFA	BP-CA6 or SBS-CA6	(Optional) One or more BP-CA6 or SBS-CA6	AlphaGuard MTS Fluid Applied Roof System	- 45.0*

TABLE 2d: STEEL DECKS - NEW CONSTRUCTION, REROOF (TEAR-OFF)
SYSTEM TYPE B-2: MECHANICALLY ATTACHED THERMAL BARRIER, BONDED VAPOR BARRIER, BONDED INSULATION, BONDED ROOF COVER

System No.	Deck (Note 1)	Thermal Barrier			Primer	Vapor Barrier (Note 15)	Insulation Layer(s)		Roof Cover (Note 15)			MDP (psf)
		Type	Fastener (Note 2, Note 11)	Attach			Type	Attach (Notes 6,7,8)	Base Ply	Ply	LARS	
SC-218.	Min. 22 ga., Type B, Grade 40 steel; 6 ft span; #12 HWH Tek 5, 6" o.c.	Min. 0.5-inch SECUROCK Gypsum-Fiber Roof Board	Tremco #15 EHD Fastener with Tremco 3" Metal Insulation Plate	1 per 2.0 ft ²	Tremco AVC Membrane Primer or AVC Membrane Primer (WB)	Tremco AVC Max	<u>Insulation Layer(s)</u> : (Optional) One or more, min. 1-inch Trisotech G or Trisotech CGF <u>Coverboard</u> : Min. 0.125-inch TremBoard AC or min. 0.5-inch DensDeck Prime or SECUROCK Gypsum Fiber Roof Board	PSFA	BP-CA6 or SBS-CA6	(Optional) One or more BP-CA6 or SBS-CA6	AlphaGuard MTS Fluid Applied Roof System	-52.5
SC-219.	Min. 22 ga., Type B, Grade 40 steel; 6 ft span; #12 HWH Tek 5, 6" o.c.	Min. 0.5-inch DEXcell FA Glass Mat Roof Board, DensDeck Prime or SECUROCK Gypsum-Fiber Roof Board	Tremco #14 HD Fastener with Tremco 3" Metal Insulation Plate or Dekfast DF-#14-PH3 with Dekfast PLT-R-3	1 per 1.8 ft ²	(Optional) ASTM D41	SBS-TA or POWERply SBS Base HW, torch-applied	<u>Insulation Layer(s)</u> : One or more, min. 1-inch Trisotech G or Trisotech CGF <u>Coverboard</u> : Min. 0.25-inch SECUROCK Gypsum-Fiber Roof Board	PSFA	BP-CA6 or SBS-CA6	(Optional) One or more BP-CA6 or SBS-CA6	AlphaGuard MTS Fluid Applied Roof System	-60.0
SC-220.	Min. 22 ga., Type B, Grade 40 steel; 6 ft span; #12 HWH Tek 5, 6" o.c.	Min. 0.5-inch DensDeck Prime	Tremco #14 HD Fastener with Tremco 3" Metal Insulation Plate or Dekfast DF-#14-PH3 with Dekfast PLT-R-3	1 per 2.0 ft ²	(Optional) ASTM D41	SBS-TA or POWERply SBS Base HW, torch-applied	<u>Insulation Layer(s)</u> : One or more, min. 1-inch Trisotech G or Trisotech CGF <u>Coverboard</u> : Min. 0.5-inch DEXcell FA Glass Mat Roof Board, DensDeck Prime or SECUROCK Gypsum Fiber Roof Board or min. 7/16-inch DEXcell Cement Roof Board	PSFA	BP-CA6 or SBS-CA6	(Optional) One or more BP-CA6 or SBS-CA6	AlphaGuard MTS Fluid Applied Roof System	-67.5
SC-221.	Min. 22 ga., Type B, Grade 40 steel; 6 ft span; #12 HWH Tek 5, 6" o.c.	Min. 0.5-inch DEXcell FA Glass Mat Roof Board	Dekfast DF-#14-PH3 with Dekfast PLT-R-3	1 per 2.0 ft ²	(Optional) ASTM D41	SBS-TA or POWERply SBS Base HW, torch-applied	<u>Insulation Layer(s)</u> : One or more, min. 1-inch Trisotech G or Trisotech CGF <u>Coverboard</u> : Min. 0.5-inch DEXcell FA Glass Mat Roof Board, DensDeck Prime or SECUROCK Gypsum Fiber Roof Board or min. 7/16-inch DEXcell Cement Roof Board	PSFA	BP-CA6 or SBS-CA6	(Optional) One or more BP-CA6 or SBS-CA6	AlphaGuard MTS Fluid Applied Roof System	-67.5
SC-222.	Min. 22 ga., Type B, Grade 40 steel; 6 ft span; #12 HWH Tek 5, 6" o.c.	Min. 0.5-inch SECUROCK Gypsum-Fiber Roof Board	Tremco #14 HD Fastener with Tremco 3" Metal Insulation Plate	1 per 2.0 ft ²	(Optional) ASTM D41	SBS-TA or POWERply SBS Base HW, torch-applied	<u>Insulation Layer(s)</u> : One or more, min. 1-inch Trisotech G or Trisotech CGF <u>Coverboard</u> : Min. 0.5-inch DEXcell FA Glass Mat Roof Board, DensDeck Prime or SECUROCK Gypsum Fiber Roof Board or min. 7/16-inch DEXcell Cement Roof Board	PSFA	BP-CA6 or SBS-CA6	(Optional) One or more BP-CA6 or SBS-CA6	AlphaGuard MTS Fluid Applied Roof System	-67.5

TABLE 2d: STEEL DECKS - NEW CONSTRUCTION, REROOF (TEAR-OFF)
SYSTEM TYPE B-2: MECHANICALLY ATTACHED THERMAL BARRIER, BONDED VAPOR BARRIER, BONDED INSULATION, BONDED ROOF COVER

System No.	Deck (Note 1)	Thermal Barrier			Primer	Vapor Barrier (Note 15)	Insulation Layer(s)		Roof Cover (Note 15)			MDP (psf)
		Type	Fastener (Note 2, Note 11)	Attach			Type	Attach (Notes 6,7,8)	Base Ply	Ply	LARS	
SC-223.	Min. 22 ga., Type B, Grade 40 steel; 6 ft span, #12 HWH Tek 5 with 3/4" washers, 6" o.c.	Min. 0.5-inch DensDeck Prime or SECUROCK Gypsum-Fiber Roof Board	Tremco #14 HD Fastener with Tremco 3" Metal Insulation Plate or Dekfast DF-#14-PH3 with Dekfast PLT-R-3	1 per 1.3 ft ²	(Optional) ASTM D41	SBS-TA or POWERply SBS Base HW, torch-applied	<u>Insulation Layer(s)</u> : One or more, min. 1-inch Trisotech G or Trisotech CGF <u>Coverboard</u> : Min. 0.5-inch DensDeck Prime or SECUROCK Gypsum Fiber Roof Board or min. 7/16-inch DEXcell Cement Roof Board	PSFA, 6-inch o.c.	BP-CA6 or SBS-CA6	(Optional) One or more BP-CA6 or SBS-CA6	AlphaGuard MTS Fluid Applied Roof System	-90.0
POWERPLY ENDURE BIO ADHESIVE TF APPLIED BASE PLY:												
SC-224.	Min. 22 ga., Type B, Grade 40 steel	Min. 0.5-inch DensDeck Prime or SECUROCK Gypsum-Fiber Roof Board	Tremco #15 EHD Fastener with Tremco 3" Metal Insulation Plate	1 per 2.0 ft ²	None	BP-CA5 or SBS-CA5	<u>Insulation Layer(s)</u> : One or more, min. 1-inch Trisotech G, Trisotech CGF, Trisotech, EnergyGuard Polyiso Insulation, H-Shield, ISO 95+ GL, Multi-Max FA3, RESISTA or UltraMax or Styrofoam Brand Roofmate, Highload 60 or Plazamate <u>Coverboard</u> : Min. 0.125-inch TremBoard AC or min. 0.5-inch DEXcell FA Glass Mat Roof Board, DensDeck Prime, SECUROCK Gypsum Fiber Roof Board or SECUROCK Cement Roof Board or min. 7/16-inch DEXcell Cement Roof Board	LRFIA or LRFIA(BG)	BP-CA5, SBS-CA5	(Optional) One or more BP-CA5, SBS-CA5	AlphaGuard MTS Fluid Applied Roof System	-45.0*
SC-225.	Min. 22 ga., Type B, Grade 40 steel	Min. 0.5-inch DensDeck Prime or SECUROCK Gypsum-Fiber Roof Board	Tremco #15 EHD Fastener with Tremco 3" Metal Insulation Plate	1 per 2.0 ft ²	(Optional) ASTM D41	SBS-TA or POWERply SBS Base HW, torch-applied	<u>Insulation Layer(s)</u> : One or more, min. 1-inch Trisotech G, Trisotech CGF, Trisotech, EnergyGuard Polyiso Insulation, H-Shield, ISO 95+ GL, Multi-Max FA3, RESISTA or UltraMax or Styrofoam Brand Roofmate, Highload 60 or Plazamate <u>Coverboard</u> : Min. 0.125-inch TremBoard AC or min. 0.5-inch DEXcell FA Glass Mat Roof Board, DensDeck Prime, SECUROCK Gypsum Fiber Roof Board or SECUROCK Cement Roof Board or min. 7/16-inch DEXcell Cement Roof Board	LRFIA or LRFIA(BG)	BP-CA5, SBS-CA5	(Optional) One or more BP-CA5, SBS-CA5	AlphaGuard MTS Fluid Applied Roof System	-45.0*
SC-226.	Min. 22 ga., Type B, Grade 40 steel; 6 ft span; #12 HWH Tek 5, 6" o.c.	Min. 0.5-inch SECUROCK Gypsum-Fiber Roof Board	Tremco #15 EHD Fastener with Tremco 3" Metal Insulation Plate	1 per 2.0 ft ²	Tremco AVC Membrane Primer	Tremco AVC Membrane	<u>Insulation Layer(s)</u> : (Optional) One or more, min. 1-inch Trisotech G, Trisotech CGF or Trisotech <u>Coverboard</u> : Min. 0.125-inch TremBoard AC or min. 0.5-inch DensDeck Prime or SECUROCK Gypsum Fiber Roof Board	LRFIA or LRFIA(BG)	BP-CA5, SBS-CA5	(Optional) One or more BP-CA5, SBS-CA5	AlphaGuard MTS Fluid Applied Roof System	-52.5

TABLE 2d: STEEL DECKS - NEW CONSTRUCTION, REROOF (TEAR-OFF)
SYSTEM TYPE B-2: MECHANICALLY ATTACHED THERMAL BARRIER, BONDED VAPOR BARRIER, BONDED INSULATION, BONDED ROOF COVER

System No.	Deck (Note 1)	Thermal Barrier			Primer	Vapor Barrier (Note 15)	Insulation Layer(s)		Roof Cover (Note 15)			MDP (psf)
		Type	Fastener (Note 2, Note 11)	Attach			Type	Attach (Notes 6,7,8)	Base Ply	Ply	LARS	
SC-227.	Min. 22 ga., Type B, Grade 40 steel; 6 ft span; #12 HWH Tek 5, 6" o.c.	Min. 0.5-inch SECUROCK Gypsum-Fiber Roof Board	Tremco #15 EHD Fastener with Tremco 3" Metal Insulation Plate	1 per 2.0 ft ²	Tremco AVC Membrane Primer or AVC Membrane Primer (WB)	Tremco AVC Max	<u>Insulation Layer(s)</u> : (Optional) One or more, min. 1-inch Trisotech G, Trisotech CGF or Trisotech <u>Coverboard</u> : Min. 0.125-inch TremBoard AC or min. 0.5-inch DensDeck Prime or SECUROCK Gypsum Fiber Roof Board	LRFIA or LRFIA(BG)	BP-CA5, SBS-CA5	(Optional) One or more BP-CA5, SBS-CA5	AlphaGuard MTS Fluid Applied Roof System	-52.5
SC-228.	Min. 22 ga., Type B, Grade 40 steel; 6 ft span; #12 HWH Tek 5, 6" o.c.	Min. 0.5-inch DEXcell FA Glass Mat Roof Board, DensDeck Prime or SECUROCK Gypsum-Fiber Roof Board	Tremco #14 HD Fastener with Tremco 3" Metal Insulation Plate or Dekfast DF-#14-PH3 with Dekfast PLT-R-3	1 per 1.8 ft ²	None	BP-CA5 or SBS-CA5	<u>Insulation Layer(s)</u> : One or more, min. 1-inch Trisotech G, Trisotech CGF, Trisotech, EnergyGuard Polyiso Insulation, H-Shield, ISO 95+ GL, Multi-Max FA3, RESISTA or UltraMax or Styrofoam Brand Roofmate, Highload 60 or Plazamate <u>Coverboard</u> : Min. 0.25-inch SECUROCK Gypsum-Fiber Roof Board	LRFIA or LRFIA(BG)	BP-CA5, SBS-CA5	(Optional) One or more BP-CA5, SBS-CA5	AlphaGuard MTS Fluid Applied Roof System	-60.0
SC-229.	Min. 22 ga., Type B, Grade 40 steel; 6 ft span; #12 HWH Tek 5, 6" o.c.	Min. 0.5-inch DEXcell FA Glass Mat Roof Board, DensDeck Prime or SECUROCK Gypsum-Fiber Roof Board	Tremco #14 HD Fastener with Tremco 3" Metal Insulation Plate or Dekfast DF-#14-PH3 with Dekfast PLT-R-3	1 per 1.8 ft ²	(Optional) ASTM D41	SBS-TA or POWERply SBS Base HW, torch-applied	<u>Insulation Layer(s)</u> : One or more, min. 1-inch Trisotech G, Trisotech CGF, Trisotech, EnergyGuard Polyiso Insulation, H-Shield, ISO 95+ GL, Multi-Max FA3, RESISTA or UltraMax or Styrofoam Brand Roofmate, Highload 60 or Plazamate <u>Coverboard</u> : Min. 0.25-inch SECUROCK Gypsum-Fiber Roof Board	LRFIA or LRFIA(BG)	BP-CA5, SBS-CA5	(Optional) One or more BP-CA5, SBS-CA5	AlphaGuard MTS Fluid Applied Roof System	-60.0
SC-230.	Min. 22 ga., Type B, Grade 40 steel; 6 ft span; #12 HWH Tek 5, 6" o.c.	Min. 0.5-inch DensDeck Prime	Tremco #14 HD Fastener with Tremco 3" Metal Insulation Plate or Dekfast DF-#14-PH3 with Dekfast PLT-R-3	1 per 2.0 ft ²	None	BP-CA5 or SBS-CA5	<u>Insulation Layer(s)</u> : One or more, min. 1-inch Trisotech G, Trisotech CGF, Trisotech, EnergyGuard Polyiso Insulation, H-Shield, ISO 95+ GL, Multi-Max FA3, RESISTA or UltraMax or Styrofoam Brand Roofmate, Highload 60 or Plazamate <u>Coverboard</u> : Min. 0.5-inch DEXcell FA Glass Mat Roof Board, DensDeck Prime, SECUROCK Gypsum Fiber Roof Board or SECUROCK Cement Roof Board or min. 7/16-inch DEXcell Cement Roof Board	LRFIA or LRFIA(BG)	BP-CA5, SBS-CA5	(Optional) One or more BP-CA5, SBS-CA5	AlphaGuard MTS Fluid Applied Roof System	-67.5

TABLE 2d: STEEL DECKS - NEW CONSTRUCTION, REROOF (TEAR-OFF)
SYSTEM TYPE B-2: MECHANICALLY ATTACHED THERMAL BARRIER, BONDED VAPOR BARRIER, BONDED INSULATION, BONDED ROOF COVER

System No.	Deck (Note 1)	Thermal Barrier			Primer	Vapor Barrier (Note 15)	Insulation Layer(s)		Roof Cover (Note 15)			MDP (psf)
		Type	Fastener (Note 2, Note 11)	Attach			Type	Attach (Notes 6,7,8)	Base Ply	Ply	LARS	
SC-231.	Min. 22 ga., Type B, Grade 40 steel; 6 ft span; #12 HWH Tekes 5, 6" o.c.	Min. 0.5-inch DensDeck Prime	Tremco #14 HD Fastener with Tremco 3" Metal Insulation Plate or Dekfast DF-#14-PH3 with Dekfast PLT-R-3	1 per 2.0 ft ²	(Optional) ASTM D41	SBS-TA or POWERply SBS Base HW, torch-applied	Insulation Layer(s): One or more, min. 1-inch Trisotech G, Trisotech CGF, Trisotech, EnergyGuard Polyiso Insulation, H-Shield, ISO 95+ GL, Multi-Max FA3, RESISTA or UltraMax or Styrofoam Brand Roofmate, Highload 60 or Plazamate Coverboard: Min. 0.5-inch DEXcell FA Glass Mat Roof Board, DensDeck Prime, SECUROCK Gypsum Fiber Roof Board or SECUROCK Cement Roof Board or min. 7/16-inch DEXcell Cement Roof Board	LRFIA or LRFIA(BG)	BP-CA5, SBS-CA5	(Optional) One or more BP-CA5, SBS-CA5	AlphaGuard MTS Fluid Applied Roof System	-67.5
SC-232.	Min. 22 ga., Type B, Grade 40 steel; 6 ft span; #12 HWH Tekes 5, 6" o.c.	Min. 0.5-inch DEXcell FA Glass Mat Roof Board	Dekfast DF-#14-PH3 with Dekfast PLT-R-3	1 per 2.0 ft ²	None	BP-CA5 or SBS-CA5	Insulation Layer(s): One or more, min. 1-inch Trisotech G, Trisotech CGF, Trisotech, EnergyGuard Polyiso Insulation, H-Shield, ISO 95+ GL, Multi-Max FA3, RESISTA or UltraMax or Styrofoam Brand Roofmate, Highload 60 or Plazamate Coverboard: Min. 0.5-inch DEXcell FA Glass Mat Roof Board, DensDeck Prime, SECUROCK Gypsum Fiber Roof Board or SECUROCK Cement Roof Board or min. 7/16-inch DEXcell Cement Roof Board	LRFIA or LRFIA(BG)	BP-CA5, SBS-CA5	(Optional) One or more BP-CA5, SBS-CA5	AlphaGuard MTS Fluid Applied Roof System	-67.5
SC-233.	Min. 22 ga., Type B, Grade 40 steel; 6 ft span; #12 HWH Tekes 5, 6" o.c.	Min. 0.5-inch DEXcell FA Glass Mat Roof Board	Dekfast DF-#14-PH3 with Dekfast PLT-R-3	1 per 2.0 ft ²	(Optional) ASTM D41	SBS-TA or POWERply SBS Base HW, torch-applied	Insulation Layer(s): One or more, min. 1-inch Trisotech G, Trisotech CGF, Trisotech, EnergyGuard Polyiso Insulation, H-Shield, ISO 95+ GL, Multi-Max FA3, RESISTA or UltraMax or Styrofoam Brand Roofmate, Highload 60 or Plazamate Coverboard: Min. 0.5-inch DEXcell FA Glass Mat Roof Board, DensDeck Prime, SECUROCK Gypsum Fiber Roof Board or SECUROCK Cement Roof Board or min. 7/16-inch DEXcell Cement Roof Board	LRFIA or LRFIA(BG)	BP-CA5, SBS-CA5	(Optional) One or more BP-CA5, SBS-CA5	AlphaGuard MTS Fluid Applied Roof System	-67.5
SC-234.	Min. 22 ga., Type B, Grade 40 steel; 6 ft span; #12 HWH Tekes 5, 6" o.c.	Min. 0.5-inch SECUROCK Gypsum-Fiber Roof Board	Tremco #14 HD Fastener with Tremco 3" Metal Insulation Plate	1 per 2.0 ft ²	None	BP-CA5 or SBS-CA5	Insulation Layer(s): One or more, min. 1-inch Trisotech G, Trisotech CGF, Trisotech, EnergyGuard Polyiso Insulation, H-Shield, ISO 95+ GL, Multi-Max FA3, RESISTA or UltraMax or Styrofoam Brand Roofmate, Highload 60 or Plazamate Coverboard: Min. 0.5-inch DEXcell FA Glass Mat Roof Board, DensDeck Prime, SECUROCK Gypsum Fiber Roof Board or SECUROCK Cement Roof Board or min. 7/16-inch DEXcell Cement Roof Board	LRFIA or LRFIA(BG)	BP-CA5, SBS-CA5	(Optional) One or more BP-CA5, SBS-CA5	AlphaGuard MTS Fluid Applied Roof System	-67.5

TABLE 2d: STEEL DECKS - NEW CONSTRUCTION, REROOF (TEAR-OFF)
SYSTEM TYPE B-2: MECHANICALLY ATTACHED THERMAL BARRIER, BONDED VAPOR BARRIER, BONDED INSULATION, BONDED ROOF COVER

System No.	Deck (Note 1)	Thermal Barrier			Primer	Vapor Barrier (Note 15)	Insulation Layer(s)		Roof Cover (Note 15)			MDP (psf)
		Type	Fastener (Note 2, Note 11)	Attach			Type	Attach (Notes 6,7,8)	Base Ply	Ply	LARS	
SC-235.	Min. 22 ga., Type B, Grade 40 steel; 6 ft span; #12 HWH Tek 5, 6" o.c.	Min. 0.5-inch SECUROCK Gypsum-Fiber Roof Board	Tremco #14 HD Fastener with Tremco 3" Metal Insulation Plate	1 per 2.0 ft ²	(Optional) ASTM D41	SBS-TA or POWERply SBS Base HW, torch-applied	Insulation Layer(s): One or more, min. 1-inch Trisotech G, Trisotech CGF, Trisotech, EnergyGuard Polyiso Insulation, H-Shield, ISO 95+ GL, Multi-Max FA3, RESISTA or UltraMax or Styrofoam Brand Roofmate, Highload 60 or Plazamate Coverboard: Min. 0.5-inch DEXcell FA Glass Mat Roof Board, DensDeck Prime, SECUROCK Gypsum Fiber Roof Board or SECUROCK Cement Roof Board or min. 7/16-inch DEXcell Cement Roof Board	LRFIA or LRFIA(BG)	BP-CA5, SBS-CA5	(Optional) One or more BP-CA5, SBS-CA5	AlphaGuard MTS Fluid Applied Roof System	-67.5
SC-236.	Min. 22 ga., Type B, Grade 40 steel; 6 ft span, #12 HWH Tek 5 with 3/4" washers, 6" o.c.	Min. 0.5-inch DensDeck Prime or SECUROCK Gypsum-Fiber Roof Board	Tremco #14 HD Fastener with Tremco 3" Metal Insulation Plate or Dekfast DF-#14-PH3 with Dekfast PLT-R-3	1 per 1.3 ft ²	None	BP-CA5 or SBS-CA5	Insulation Layer(s): One or more, min. 1-inch Trisotech G, Trisotech CGF, Trisotech, EnergyGuard Polyiso Insulation, H-Shield, ISO 95+ GL, Multi-Max FA3, RESISTA or UltraMax or Styrofoam Brand Roofmate, Highload 60 or Plazamate Coverboard: Min. 0.5-inch DensDeck, DensDeck Prime	LRFIA or LRFIA(BG), 6-inch o.c.	BP-CA5, SBS-CA5	(Optional) One or more BP-CA5, SBS-CA5	AlphaGuard MTS Fluid Applied Roof System	-82.5
SC-237.	Min. 22 ga., Type B, Grade 40 steel; 6 ft span, #12 HWH Tek 5 with 3/4" washers, 6" o.c.	Min. 0.5-inch DensDeck Prime or SECUROCK Gypsum-Fiber Roof Board	Tremco #14 HD Fastener with Tremco 3" Metal Insulation Plate or Dekfast DF-#14-PH3 with Dekfast PLT-R-3	1 per 1.3 ft ²	(Optional) ASTM D41	SBS-TA or POWERply SBS Base HW, torch-applied	Insulation Layer(s): One or more, min. 1-inch Trisotech G, Trisotech CGF, Trisotech, EnergyGuard Polyiso Insulation, H-Shield, ISO 95+ GL, Multi-Max FA3, RESISTA or UltraMax or Styrofoam Brand Roofmate, Highload 60 or Plazamate Coverboard: Min. 0.5-inch DensDeck, DensDeck Prime	LRFIA or LRFIA(BG), 6-inch o.c.	BP-CA5, SBS-CA5	(Optional) One or more BP-CA5, SBS-CA5	AlphaGuard MTS Fluid Applied Roof System	-82.5
SC-238.	Min. 22 ga., Type B, Grade 40 steel; 6 ft span, #12 HWH Tek 5 with 3/4" washers, 6" o.c.	Min. 0.5-inch SECUROCK Gypsum-Fiber Roof Board	Tremco #14 HD Fastener with Tremco 3" Metal Insulation Plate or Dekfast DF-#14-PH3 with Dekfast PLT-R-3	1 per 1.3 ft ²	None	BP-CA5 or SBS-CA5	Insulation Layer(s): One or more, min. 1-inch Trisotech G, Trisotech CGF, Trisotech, EnergyGuard Polyiso Insulation, H-Shield, ISO 95+ GL, Multi-Max FA3, RESISTA or UltraMax or Styrofoam Brand Roofmate, Highload 60 or Plazamate Coverboard: Min. 0.5-inch SECUROCK Gypsum Fiber Roof Board or SECUROCK Cement Roof Board or min. 7/16-inch DEXcell Cement Roof Board	LRFIA or LRFIA(BG), 6-inch o.c.	BP-CA5, SBS-CA5	(Optional) One or more BP-CA5, SBS-CA5	AlphaGuard MTS Fluid Applied Roof System	-90.0

TABLE 2d: STEEL DECKS - NEW CONSTRUCTION, REROOF (TEAR-OFF)

SYSTEM TYPE B-2: MECHANICALLY ATTACHED THERMAL BARRIER, BONDED VAPOR BARRIER, BONDED INSULATION, BONDED ROOF COVER

System No.	Deck (Note 1)	Thermal Barrier			Primer	Vapor Barrier (Note 15)	Insulation Layer(s)		Roof Cover (Note 15)			MDP (psf)
		Type	Fastener (Note 2, Note 11)	Attach			Type	Attach (Notes 6,7,8)	Base Ply	Ply	LARS	
SC-239.	Min. 22 ga., Type B, Grade 40 steel; 6 ft span; #12 HWH Tek 5 with 3/4" washers, 6" o.c.	Min. 0.5-inch SECUROCK Gypsum-Fiber Roof Board	Tremco #14 HD Fastener with Tremco 3" Metal Insulation Plate or Dekfast DF-#14-PH3 with Dekfast PLT-R-3	1 per 1.3 ft ²	(Optional) ASTM D41	SBS-TA or POWERply SBS Base HW, torch-applied	Insulation Layer(s): One or more, min. 1-inch Trisotech G, Trisotech CGF, Trisotech, EnergyGuard Polyiso Insulation, H-Shield, ISO 95+ GL, Multi-Max FA3, RESISTA or UltraMax or Styrofoam Brand Roofmate, Highload 60 or Plazamate Coverboard: Min. 0.5-inch SECUROCK Gypsum Fiber Roof Board or SECUROCK Cement Roof Board or min. 7/16-inch DEXcell Cement Roof Board	LRFIA or LRFIA(BG), 6-inch o.c.	BP-CA5, SBS-CA5	(Optional) One or more BP-CA5, SBS-CA5	AlphaGuard MTS Fluid Applied Roof System	-90.0
SC-240.	Min. 22 ga., Type B, Grade 40 steel	Min. 0.5-inch DensDeck Prime or SECUROCK Gypsum-Fiber Roof Board	Tremco #15 EHD Fastener with Tremco 3" Metal Insulation Plate	1 per 2.0 ft ²	None	BP-CA5 or SBS-CA5	Insulation Layer(s): One or more, min. 1-inch Trisotech G or Trisotech CGF Coverboard: Min. 0.125-inch TremBoard AC or min. 0.5-inch DEXcell FA Glass Mat Roof Board, DensDeck Prime or SECUROCK Gypsum-Fiber Roof Board or min. 7/16-inch DEXcell Cement Roof Board	PSFA	BP-CA5, SBS-CA5	(Optional) One or more BP-CA5, SBS-CA5	AlphaGuard MTS Fluid Applied Roof System	-45.0*
SC-241.	Min. 22 ga., Type B, Grade 40 steel	Min. 0.5-inch DensDeck Prime or SECUROCK Gypsum-Fiber Roof Board	Tremco #15 EHD Fastener with Tremco 3" Metal Insulation Plate	1 per 2.0 ft ²	(Optional) ASTM D41	SBS-TA or POWERply SBS Base HW, torch-applied	Insulation Layer(s): One or more, min. 1-inch Trisotech G or Trisotech CGF Coverboard: Min. 0.125-inch TremBoard AC or min. 0.5-inch DEXcell FA Glass Mat Roof Board, DensDeck Prime or SECUROCK Gypsum-Fiber Roof Board or min. 7/16-inch DEXcell Cement Roof Board	PSFA	BP-CA5, SBS-CA5	(Optional) One or more BP-CA5, SBS-CA5	AlphaGuard MTS Fluid Applied Roof System	-45.0*
SC-242.	Min. 22 ga., Type B, Grade 40 steel; 6 ft span; #12 HWH Tek 5, 6" o.c.	Min. 0.5-inch SECUROCK Gypsum-Fiber Roof Board	Tremco #15 EHD Fastener with Tremco 3" Metal Insulation Plate	1 per 2.0 ft ²	Tremco AVC Membrane Primer or AVC Membrane Primer (WB)	Tremco AVC Max	Insulation Layer(s): (Optional) One or more, min. 1-inch Trisotech G or Trisotech CGF Coverboard: Min. 0.125-inch TremBoard AC or min. 0.5-inch DensDeck Prime or SECUROCK Gypsum Fiber Roof Board	PSFA	BP-CA5, SBS-CA5	(Optional) One or more BP-CA5, SBS-CA5	AlphaGuard MTS Fluid Applied Roof System	-52.5
SC-243.	Min. 22 ga., Type B, Grade 40 steel; 6 ft span; #12 HWH Tek 5, 6" o.c.	Min. 0.5-inch DEXcell FA Glass Mat Roof Board, DensDeck Prime or SECUROCK Gypsum-Fiber Roof Board	Tremco #14 HD Fastener with Tremco 3" Metal Insulation Plate or Dekfast DF-#14-PH3 with Dekfast PLT-R-3	1 per 1.8 ft ²	None	BP-CA5 or SBS-CA5	Insulation Layer(s): One or more, min. 1-inch Trisotech G or Trisotech CGF Coverboard: Min. 0.25-inch SECUROCK Gypsum-Fiber Roof Board	PSFA	BP-CA5, SBS-CA5	(Optional) One or more BP-CA5, SBS-CA5	AlphaGuard MTS Fluid Applied Roof System	-60.0

TABLE 2d: STEEL DECKS - NEW CONSTRUCTION, REROOF (TEAR-OFF)
SYSTEM TYPE B-2: MECHANICALLY ATTACHED THERMAL BARRIER, BONDED VAPOR BARRIER, BONDED INSULATION, BONDED ROOF COVER

System No.	Deck (Note 1)	Thermal Barrier			Primer	Vapor Barrier (Note 15)	Insulation Layer(s)		Roof Cover (Note 15)			MDP (psf)
		Type	Fastener (Note 2, Note 11)	Attach			Type	Attach (Notes 6,7,8)	Base Ply	Ply	LARS	
SC-244.	Min. 22 ga., Type B, Grade 40 steel; 6 ft span; #12 HWH Tek 5, 6" o.c.	Min. 0.5-inch DEXcell FA Glass Mat Roof Board, DensDeck Prime or SECUROCK Gypsum-Fiber Roof Board	Tremco #14 HD Fastener with Tremco 3" Metal Insulation Plate or Dekfast DF-#14-PH3 with Dekfast PLT-R-3	1 per 1.8 ft ²	(Optional) ASTM D41	SBS-TA or POWERply SBS Base HW, torch-applied	<u>Insulation Layer(s)</u> : One or more, min. 1-inch Trisotech G or Trisotech CGF <u>Coverboard</u> : Min. 0.25-inch SECUROCK Gypsum-Fiber Roof Board	PSFA	BP-CA5, SBS-CA5	(Optional) One or more BP-CA5, SBS-CA5	AlphaGuard MTS Fluid Applied Roof System	-60.0
SC-245.	Min. 22 ga., Type B, Grade 40 steel; 6 ft span; #12 HWH Tek 5, 6" o.c.	Min. 0.5-inch DensDeck Prime	Tremco #14 HD Fastener with Tremco 3" Metal Insulation Plate or Dekfast DF-#14-PH3 with Dekfast PLT-R-3	1 per 2.0 ft ²	None	BP-CA5 or SBS-CA5	<u>Insulation Layer(s)</u> : One or more, min. 1-inch Trisotech G or Trisotech CGF <u>Coverboard</u> : Min. 0.5-inch DEXcell FA Glass Mat Roof Board, DensDeck Prime or SECUROCK Gypsum-Fiber Roof Board or min. 7/16-inch DEXcell Cement Roof Board	PSFA	BP-CA5, SBS-CA5	(Optional) One or more BP-CA5, SBS-CA5	AlphaGuard MTS Fluid Applied Roof System	-67.5
SC-246.	Min. 22 ga., Type B, Grade 40 steel; 6 ft span; #12 HWH Tek 5, 6" o.c.	Min. 0.5-inch DensDeck Prime	Tremco #14 HD Fastener with Tremco 3" Metal Insulation Plate or Dekfast DF-#14-PH3 with Dekfast PLT-R-3	1 per 2.0 ft ²	(Optional) ASTM D41	SBS-TA or POWERply SBS Base HW, torch-applied	<u>Insulation Layer(s)</u> : One or more, min. 1-inch Trisotech G or Trisotech CGF <u>Coverboard</u> : Min. 0.5-inch DEXcell FA Glass Mat Roof Board, DensDeck Prime or SECUROCK Gypsum-Fiber Roof Board or min. 7/16-inch DEXcell Cement Roof Board	PSFA	BP-CA5, SBS-CA5	(Optional) One or more BP-CA5, SBS-CA5	AlphaGuard MTS Fluid Applied Roof System	-67.5
SC-247.	Min. 22 ga., Type B, Grade 40 steel; 6 ft span; #12 HWH Tek 5, 6" o.c.	Min. 0.5-inch DEXcell FA Glass Mat Roof Board	Dekfast DF-#14-PH3 with Dekfast PLT-R-3	1 per 2.0 ft ²	None	BP-CA5 or SBS-CA5	<u>Insulation Layer(s)</u> : One or more, min. 1-inch Trisotech G or Trisotech CGF <u>Coverboard</u> : Min. 0.5-inch DEXcell FA Glass Mat Roof Board, DensDeck Prime or SECUROCK Gypsum-Fiber Roof Board or min. 7/16-inch DEXcell Cement Roof Board	PSFA	BP-CA5, SBS-CA5	(Optional) One or more BP-CA5, SBS-CA5	AlphaGuard MTS Fluid Applied Roof System	-67.5
SC-248.	Min. 22 ga., Type B, Grade 40 steel; 6 ft span; #12 HWH Tek 5, 6" o.c.	Min. 0.5-inch DEXcell FA Glass Mat Roof Board	Dekfast DF-#14-PH3 with Dekfast PLT-R-3	1 per 2.0 ft ²	(Optional) ASTM D41	SBS-TA or POWERply SBS Base HW, torch-applied	<u>Insulation Layer(s)</u> : One or more, min. 1-inch Trisotech G or Trisotech CGF <u>Coverboard</u> : Min. 0.5-inch DEXcell FA Glass Mat Roof Board, DensDeck Prime or SECUROCK Gypsum-Fiber Roof Board or min. 7/16-inch DEXcell Cement Roof Board	PSFA	BP-CA5, SBS-CA5	(Optional) One or more BP-CA5, SBS-CA5	AlphaGuard MTS Fluid Applied Roof System	-67.5

TABLE 2D: STEEL DECKS - NEW CONSTRUCTION, REROOF (TEAR-OFF)
SYSTEM TYPE B-2: MECHANICALLY ATTACHED THERMAL BARRIER, BONDED VAPOR BARRIER, BONDED INSULATION, BONDED ROOF COVER

System No.	Deck (Note 1)	Thermal Barrier			Primer	Vapor Barrier (Note 15)	Insulation Layer(s)		Roof Cover (Note 15)			MDP (psf)
		Type	Fastener (Note 2, Note 11)	Attach			Type	Attach (Notes 6,7,8)	Base Ply	Ply	LARS	
SC-249.	Min. 22 ga., Type B, Grade 40 steel; 6 ft span; #12 HWH Tek 5, 6" o.c.	Min. 0.5-inch SECUROCK Gypsum-Fiber Roof Board	Tremco #14 HD Fastener with Tremco 3" Metal Insulation Plate	1 per 2.0 ft ²	None	BP-CA5 or SBS-CA5	<u>Insulation Layer(s)</u> : One or more, min. 1-inch Trisotech G or Trisotech CGF <u>Coverboard</u> : Min. 0.5-inch DEXcell FA Glass Mat Roof Board, DensDeck Prime or SECUROCK Gypsum-Fiber Roof Board or min. 7/16-inch DEXcell Cement Roof Board	PSFA	BP-CA5, SBS-CA5	(Optional) One or more BP-CA5, SBS-CA5	AlphaGuard MTS Fluid Applied Roof System	-67.5
SC-250.	Min. 22 ga., Type B, Grade 40 steel; 6 ft span; #12 HWH Tek 5, 6" o.c.	Min. 0.5-inch SECUROCK Gypsum-Fiber Roof Board	Tremco #14 HD Fastener with Tremco 3" Metal Insulation Plate	1 per 2.0 ft ²	(Optional) ASTM D41	SBS-TA or POWERply SBS Base HW, torch-applied	<u>Insulation Layer(s)</u> : One or more, min. 1-inch Trisotech G or Trisotech CGF <u>Coverboard</u> : Min. 0.5-inch DEXcell FA Glass Mat Roof Board, DensDeck Prime or SECUROCK Gypsum-Fiber Roof Board or min. 7/16-inch DEXcell Cement Roof Board	PSFA	BP-CA5, SBS-CA5	(Optional) One or more BP-CA5, SBS-CA5	AlphaGuard MTS Fluid Applied Roof System	-67.5
SC-251.	Min. 22 ga., Type B, Grade 40 steel; 6 ft span, #12 HWH Tek 5 with 3/4" washers, 6" o.c.	Min. 0.5-inch DensDeck Prime or SECUROCK Gypsum-Fiber Roof Board	Tremco #14 HD Fastener with Tremco 3" Metal Insulation Plate or Dekfast DF-#14-PH3 with Dekfast PLT-R-3	1 per 1.3 ft ²	None	BP-CA5 or SBS-CA5	<u>Insulation Layer(s)</u> : One or more, min. 1-inch Trisotech G or Trisotech CGF <u>Coverboard</u> : Min. 0.5-inch DensDeck or DensDeck Prime	PSFA, 6-inch o.c.	BP-CA5, SBS-CA5	(Optional) One or more BP-CA5, SBS-CA5	AlphaGuard MTS Fluid Applied Roof System	-82.5
SC-252.	Min. 22 ga., Type B, Grade 40 steel; 6 ft span, #12 HWH Tek 5 with 3/4" washers, 6" o.c.	Min. 0.5-inch DensDeck Prime or SECUROCK Gypsum-Fiber Roof Board	Tremco #14 HD Fastener with Tremco 3" Metal Insulation Plate or Dekfast DF-#14-PH3 with Dekfast PLT-R-3	1 per 1.3 ft ²	(Optional) ASTM D41	SBS-TA or POWERply SBS Base HW, torch-applied	<u>Insulation Layer(s)</u> : One or more, min. 1-inch Trisotech G or Trisotech CGF <u>Coverboard</u> : Min. 0.5-inch DensDeck or DensDeck Prime	PSFA, 6-inch o.c.	BP-CA5, SBS-CA5	(Optional) One or more BP-CA5, SBS-CA5	AlphaGuard MTS Fluid Applied Roof System	-82.5
SC-253.	Min. 22 ga., Type B, Grade 40 steel; 6 ft span, #12 HWH Tek 5 with 3/4" washers, 6" o.c.	Min. 0.5-inch SECUROCK Gypsum-Fiber Roof Board	Tremco #14 HD Fastener with Tremco 3" Metal Insulation Plate or Dekfast DF-#14-PH3 with Dekfast PLT-R-3	1 per 1.3 ft ²	None	BP-CA5 or SBS-CA5	<u>Insulation Layer(s)</u> : One or more, min. 1-inch Trisotech G or Trisotech CGF <u>Coverboard</u> : Min. 0.5-inch SECUROCK Gypsum Fiber Roof Board or SECUROCK Cement Roof Board or min. 7/16-inch DEXcell Cement Roof Board	PSFA, 6-inch o.c.	BP-CA5, SBS-CA5	(Optional) One or more BP-CA5, SBS-CA5	AlphaGuard MTS Fluid Applied Roof System	-90.0

TABLE 2d: STEEL DECKS - NEW CONSTRUCTION, REROOF (TEAR-OFF)
SYSTEM TYPE B-2: MECHANICALLY ATTACHED THERMAL BARRIER, BONDED VAPOR BARRIER, BONDED INSULATION, BONDED ROOF COVER

System No.	Deck (Note 1)	Thermal Barrier			Primer	Vapor Barrier (Note 15)	Insulation Layer(s)		Roof Cover (Note 15)			MDP (psf)
		Type	Fastener (Note 2, Note 11)	Attach			Type	Attach (Notes 6,7,8)	Base Ply	Ply	LARS	
SC-254.	Min. 22 ga., Type B, Grade 40 steel; 6 ft span, #12 HWH Tek 5 with 3/4" washers, 6" o.c.	Min. 0.5-inch SECUROCK Gypsum-Fiber Roof Board	Tremco #14 HD Fastener with Tremco 3" Metal Insulation Plate or Dekfast DF-#14-PH3 with Dekfast PLT-R-3	1 per 1.3 ft ²	(Optional) ASTM D41	SBS-TA or POWERply SBS Base HW, torch-applied	Insulation Layer(s): One or more, min. 1-inch Trisotech G or Trisotech CGF Coverboard: Min. 0.5-inch SECUROCK Gypsum Fiber Roof Board or SECUROCK Cement Roof Board or min. 7/16-inch DEXcell Cement Roof Board	PSFA, 6-inch o.c.	BP-CA5, SBS-CA5	(Optional) One or more BP-CA5, SBS-CA5	AlphaGuard MTS Fluid Applied Roof System	-90.0
HOT-ASPHALT-APPLIED BASE PLY:												
SC-255.	Min. 22 ga., Type B, Grade 40 steel; 6 ft span; #12 HWH Tek 5, 6" o.c.	Min. 0.5-inch SECUROCK Gypsum-Fiber Roof Board	Tremco #15 EHD Fastener with Tremco 3" Metal Insulation Plate	1 per 2.0 ft ²	Tremco AVC Membrane Primer	Tremco AVC Membrane	Insulation Layer(s): (Optional) One or more, min. 1-inch Trisotech G, Trisotech CGF or Trisotech Coverboard: Min. 0.125-inch TremBoard AC or min. 0.5-inch DensDeck Prime or SECUROCK Gypsum Fiber Roof Board	LRFIA or LRFIA(BG)	BP-AA, SBS-AA	(Optional) One or more BP-AA, SBS-AA	AlphaGuard MTS Fluid Applied Roof System	-52.5
SC-256.	Min. 22 ga., Type B, Grade 40 steel; 6 ft span; #12 HWH Tek 5, 6" o.c.	Min. 0.5-inch SECUROCK Gypsum-Fiber Roof Board	Tremco #15 EHD Fastener with Tremco 3" Metal Insulation Plate	1 per 2.0 ft ²	Tremco AVC Membrane Primer or AVC Membrane Primer (WB)	Tremco AVC Max	Insulation Layer(s): (Optional) One or more, min. 1-inch Trisotech G, Trisotech CGF or Trisotech Coverboard: Min. 0.125-inch TremBoard AC or min. 0.5-inch DensDeck Prime or SECUROCK Gypsum Fiber Roof Board	LRFIA or LRFIA(BG)	BP-AA, SBS-AA	(Optional) One or more BP-AA, SBS-AA	AlphaGuard MTS Fluid Applied Roof System	-52.5
SC-257.	Min. 22 ga., Type B, Grade 40 steel; 6 ft span; #12 HWH Tek 5, 6" o.c.	Min. 0.5-inch DensDeck Prime	Tremco #14 HD Fastener with Tremco 3" Metal Insulation Plate or Dekfast DF-#14-PH3 with Dekfast PLT-R-3	1 per 2.0 ft ²	None	BP-CA5 or SBS-CA5	Insulation Layer(s): One or more, min. 1-inch Trisotech G, Trisotech CGF, Trisotech, EnergyGuard Polyiso Insulation, H-Shield, ISO 95+ GL, Multi-Max FA3, RESISTA or UltraMax or Styrofoam Brand Roofmate, Highload 60 or Plazamate Coverboard: Min. 0.5-inch DEXcell FA Glass Mat Roof Board, DensDeck Prime, SECUROCK Gypsum Fiber Roof Board or SECUROCK Cement Roof Board or min. 7/16-inch DEXcell Cement Roof Board	LRFIA or LRFIA(BG)	BP-AA, SBS-AA	(Optional) One or more BP-AA, SBS-AA	AlphaGuard MTS Fluid Applied Roof System	-67.5
SC-258.	Min. 22 ga., Type B, Grade 40 steel; 6 ft span; #12 HWH Tek 5, 6" o.c.	Min. 0.5-inch DensDeck Prime	Tremco #14 HD Fastener with Tremco 3" Metal Insulation Plate or Dekfast DF-#14-PH3 with Dekfast PLT-R-3	1 per 2.0 ft ²	(Optional) ASTM D41	SBS-TA or POWERply SBS Base HW, torch-applied	Insulation Layer(s): One or more, min. 1-inch Trisotech G, Trisotech CGF, Trisotech, EnergyGuard Polyiso Insulation, H-Shield, ISO 95+ GL, Multi-Max FA3, RESISTA or UltraMax or Styrofoam Brand Roofmate, Highload 60 or Plazamate Coverboard: Min. 0.5-inch DEXcell FA Glass Mat Roof Board, DensDeck Prime, SECUROCK Gypsum Fiber Roof Board or SECUROCK Cement Roof Board or min. 7/16-inch DEXcell Cement Roof Board	LRFIA or LRFIA(BG)	BP-AA, SBS-AA	(Optional) One or more BP-AA, SBS-AA	AlphaGuard MTS Fluid Applied Roof System	-67.5

TABLE 2d: STEEL DECKS - NEW CONSTRUCTION, REROOF (TEAR-OFF)
SYSTEM TYPE B-2: MECHANICALLY ATTACHED THERMAL BARRIER, BONDED VAPOR BARRIER, BONDED INSULATION, BONDED ROOF COVER

System No.	Deck (Note 1)	Thermal Barrier			Primer	Vapor Barrier (Note 15)	Insulation Layer(s)		Roof Cover (Note 15)			MDP (psf)
		Type	Fastener (Note 2, Note 11)	Attach			Type	Attach (Notes 6,7,8)	Base Ply	Ply	LARS	
SC-259.	Min. 22 ga., Type B, Grade 40 steel; 6 ft span; #12 HWH Tekes 5, 6" o.c.	Min. 0.5-inch DEXcell FA Glass Mat Roof Board	Dekfast DF-#14-PH3 with Dekfast PLT-R-3	1 per 2.0 ft ²	None	BP-CA5 or SBS-CA5	Insulation Layer(s): One or more, min. 1-inch Trisotech G, Trisotech CGF, Trisotech, EnergyGuard Polyiso Insulation, H-Shield, ISO 95+ GL, Multi-Max FA3, RESISTA or UltraMax or Styrofoam Brand Roofmate, Highload 60 or Plazamate Coverboard: Min. 0.5-inch DEXcell FA Glass Mat Roof Board, DensDeck Prime, SECUROCK Gypsum Fiber Roof Board or SECUROCK Cement Roof Board or min. 7/16-inch DEXcell Cement Roof Board	LRFIA or LRFIA(BG)	BP-AA, SBS-AA	(Optional) One or more BP-AA, SBS-AA	AlphaGuard MTS Fluid Applied Roof System	-67.5
SC-260.	Min. 22 ga., Type B, Grade 40 steel; 6 ft span; #12 HWH Tekes 5, 6" o.c.	Min. 0.5-inch DEXcell FA Glass Mat Roof Board	Dekfast DF-#14-PH3 with Dekfast PLT-R-3	1 per 2.0 ft ²	(Optional) ASTM D41	SBS-TA or POWERply SBS Base HW, torch-applied	Insulation Layer(s): One or more, min. 1-inch Trisotech G, Trisotech CGF, Trisotech, EnergyGuard Polyiso Insulation, H-Shield, ISO 95+ GL, Multi-Max FA3, RESISTA or UltraMax or Styrofoam Brand Roofmate, Highload 60 or Plazamate Coverboard: Min. 0.5-inch DEXcell FA Glass Mat Roof Board, DensDeck Prime, SECUROCK Gypsum Fiber Roof Board or SECUROCK Cement Roof Board or min. 7/16-inch DEXcell Cement Roof Board	LRFIA or LRFIA(BG)	BP-AA, SBS-AA	(Optional) One or more BP-AA, SBS-AA	AlphaGuard MTS Fluid Applied Roof System	-67.5
SC-261.	Min. 22 ga., Type B, Grade 40 steel; 6 ft span; #12 HWH Tekes 5, 6" o.c.	Min. 0.5-inch SECUROCK Gypsum-Fiber Roof Board	Tremco #14 HD Fastener with Tremco 3" Metal Insulation Plate	1 per 2.0 ft ²	None	BP-CA5 or SBS-CA5	Insulation Layer(s): One or more, min. 1-inch Trisotech G, Trisotech CGF, Trisotech, EnergyGuard Polyiso Insulation, H-Shield, ISO 95+ GL, Multi-Max FA3, RESISTA or UltraMax or Styrofoam Brand Roofmate, Highload 60 or Plazamate Coverboard: Min. 0.5-inch DEXcell FA Glass Mat Roof Board, DensDeck Prime, SECUROCK Gypsum Fiber Roof Board or SECUROCK Cement Roof Board or min. 7/16-inch DEXcell Cement Roof Board	LRFIA or LRFIA(BG)	BP-AA, SBS-AA	(Optional) One or more BP-AA, SBS-AA	AlphaGuard MTS Fluid Applied Roof System	-67.5
SC-262.	Min. 22 ga., Type B, Grade 40 steel; 6 ft span; #12 HWH Tekes 5, 6" o.c.	Min. 0.5-inch SECUROCK Gypsum-Fiber Roof Board	Tremco #14 HD Fastener with Tremco 3" Metal Insulation Plate	1 per 2.0 ft ²	(Optional) ASTM D41	SBS-TA or POWERply SBS Base HW, torch-applied	Insulation Layer(s): One or more, min. 1-inch Trisotech G, Trisotech CGF, Trisotech, EnergyGuard Polyiso Insulation, H-Shield, ISO 95+ GL, Multi-Max FA3, RESISTA or UltraMax or Styrofoam Brand Roofmate, Highload 60 or Plazamate Coverboard: Min. 0.5-inch DEXcell FA Glass Mat Roof Board, DensDeck Prime, SECUROCK Gypsum Fiber Roof Board or SECUROCK Cement Roof Board or min. 7/16-inch DEXcell Cement Roof Board	LRFIA or LRFIA(BG)	BP-AA, SBS-AA	(Optional) One or more BP-AA, SBS-AA	AlphaGuard MTS Fluid Applied Roof System	-67.5

TABLE 2d: STEEL DECKS - NEW CONSTRUCTION, REROOF (TEAR-OFF)
SYSTEM TYPE B-2: MECHANICALLY ATTACHED THERMAL BARRIER, BONDED VAPOR BARRIER, BONDED INSULATION, BONDED ROOF COVER

System No.	Deck (Note 1)	Thermal Barrier			Primer	Vapor Barrier (Note 15)	Insulation Layer(s)		Roof Cover (Note 15)			MDP (psf)
		Type	Fastener (Note 2, Note 11)	Attach			Type	Attach (Notes 6,7,8)	Base Ply	Ply	LARS	
SC-263.	Min. 22 ga., Type B, Grade 40 steel; 6 ft span, #12 HWH Tekes 5 with 3/4" washers, 6" o.c.	Min. 0.5-inch SECUROCK Gypsum-Fiber Roof Board	Tremco #14 HD Fastener with Tremco 3" Metal Insulation Plate or Dekfast DF-#14-PH3 with Dekfast PLT-R-3	1 per 1.3 ft ²	None	BP-CA5 or SBS-CA5	<u>Insulation Layer(s)</u> : One or more, min. 1-inch Trisotech G, Trisotech CGF, Trisotech, EnergyGuard Polyiso Insulation, H-Shield, ISO 95+ GL, Multi-Max FA3, RESISTA or UltraMax or Styrofoam Brand Roofmate, Highload 60 or Plazamate <u>Coverboard</u> : Min. 0.5-inch DensDeck Prime, SECUROCK Gypsum Fiber Roof Board or SECUROCK Cement Roof Board or min. 7/16-inch DEXcell Cement Roof Board	LRFIA or LRFIA(BG), 6-inch o.c.	BP-AA, SBS-AA	(Optional) One or more BP-AA, SBS-AA	AlphaGuard MTS Fluid Applied Roof System	-90.0
SC-264.	Min. 22 ga., Type B, Grade 40 steel; 6 ft span, #12 HWH Tekes 5 with 3/4" washers, 6" o.c.	Min. 0.5-inch SECUROCK Gypsum-Fiber Roof Board	Tremco #14 HD Fastener with Tremco 3" Metal Insulation Plate or Dekfast DF-#14-PH3 with Dekfast PLT-R-3	1 per 1.3 ft ²	(Optional) ASTM D41	SBS-TA or POWERply SBS Base HW, torch-applied	<u>Insulation Layer(s)</u> : One or more, min. 1-inch Trisotech G, Trisotech CGF, Trisotech, EnergyGuard Polyiso Insulation, H-Shield, ISO 95+ GL, Multi-Max FA3, RESISTA or UltraMax or Styrofoam Brand Roofmate, Highload 60 or Plazamate <u>Coverboard</u> : Min. 0.5-inch DensDeck Prime, SECUROCK Gypsum Fiber Roof Board or SECUROCK Cement Roof Board or min. 7/16-inch DEXcell Cement Roof Board	LRFIA or LRFIA(BG), 6-inch o.c.	BP-AA, SBS-AA	(Optional) One or more BP-AA, SBS-AA	AlphaGuard MTS Fluid Applied Roof System	-90.0
SC-265.	Min. 22 ga., Type B, Grade 40 steel; 6 ft span; #12 HWH Tekes 5, 6" o.c.	Min. 0.5-inch SECUROCK Gypsum-Fiber Roof Board	Tremco #15 EHD Fastener with Tremco 3" Metal Insulation Plate	1 per 2.0 ft ²	Tremco AVC Membrane Primer or AVC Membrane Primer (WB)	Tremco AVC Max	<u>Insulation Layer(s)</u> : (Optional) One or more, min. 1-inch Trisotech G or Trisotech CGF <u>Coverboard</u> : Min. 0.125-inch TremBoard AC or min. 0.5-inch DensDeck Prime or SECUROCK Gypsum Fiber Roof Board	PSFA	BP-AA, SBS-AA	(Optional) One or more BP-AA, SBS-AA	AlphaGuard MTS Fluid Applied Roof System	-52.5
SC-266.	Min. 22 ga., Type B, Grade 40 steel; 6 ft span; #12 HWH Tekes 5, 6" o.c.	Min. 0.5-inch DensDeck Prime	Tremco #14 HD Fastener with Tremco 3" Metal Insulation Plate or Dekfast DF-#14-PH3 with Dekfast PLT-R-3	1 per 2.0 ft ²	None	BP-CA5 or SBS-CA5	<u>Insulation Layer(s)</u> : One or more, min. 1-inch Trisotech G or Trisotech CGF <u>Coverboard</u> : Min. 0.5-inch DEXcell FA Glass Mat Roof Board, DensDeck Prime or SECUROCK Gypsum-Fiber Roof Board or min. 7/16-inch DEXcell Cement Roof Board	PSFA	BP-AA, SBS-AA	(Optional) One or more BP-AA, SBS-AA	AlphaGuard MTS Fluid Applied Roof System	-67.5
SC-267.	Min. 22 ga., Type B, Grade 40 steel; 6 ft span; #12 HWH Tekes 5, 6" o.c.	Min. 0.5-inch DensDeck Prime	Tremco #14 HD Fastener with Tremco 3" Metal Insulation Plate or Dekfast DF-#14-PH3 with Dekfast PLT-R-3	1 per 2.0 ft ²	(Optional) ASTM D41	SBS-TA or POWERply SBS Base HW, torch-applied	<u>Insulation Layer(s)</u> : One or more, min. 1-inch Trisotech G or Trisotech CGF <u>Coverboard</u> : Min. 0.5-inch DEXcell FA Glass Mat Roof Board, DensDeck Prime or SECUROCK Gypsum-Fiber Roof Board or min. 7/16-inch DEXcell Cement Roof Board	PSFA	BP-AA, SBS-AA	(Optional) One or more BP-AA, SBS-AA	AlphaGuard MTS Fluid Applied Roof System	-67.5

TABLE 2d: STEEL DECKS - NEW CONSTRUCTION, REROOF (TEAR-OFF)
SYSTEM TYPE B-2: MECHANICALLY ATTACHED THERMAL BARRIER, BONDED VAPOR BARRIER, BONDED INSULATION, BONDED ROOF COVER

System No.	Deck (Note 1)	Thermal Barrier			Primer	Vapor Barrier (Note 15)	Insulation Layer(s)		Roof Cover (Note 15)			MDP (psf)
		Type	Fastener (Note 2, Note 11)	Attach			Type	Attach (Notes 6,7,8)	Base Ply	Ply	LARS	
SC-268.	Min. 22 ga., Type B, Grade 40 steel; 6 ft span; #12 HWH Tek 5, 6" o.c.	Min. 0.5-inch DEXcell FA Glass Mat Roof Board	Dekfast DF-#14-PH3 with Dekfast PLT-R-3	1 per 2.0 ft ²	None	BP-CA5 or SBS-CA5	<u>Insulation Layer(s)</u> : One or more, min. 1-inch Trisotech G or Trisotech CGF <u>Coverboard</u> : Min. 0.5-inch DEXcell FA Glass Mat Roof Board, DensDeck Prime or SECUROCK Gypsum-Fiber Roof Board or min. 7/16-inch DEXcell Cement Roof Board	PSFA	BP-AA, SBS-AA	(Optional) One or more BP-AA, SBS-AA	AlphaGuard MTS Fluid Applied Roof System	-67.5
SC-269.	Min. 22 ga., Type B, Grade 40 steel; 6 ft span; #12 HWH Tek 5, 6" o.c.	Min. 0.5-inch DEXcell FA Glass Mat Roof Board	Dekfast DF-#14-PH3 with Dekfast PLT-R-3	1 per 2.0 ft ²	(Optional) ASTM D41	SBS-TA or POWERply SBS Base HW, torch-applied	<u>Insulation Layer(s)</u> : One or more, min. 1-inch Trisotech G or Trisotech CGF <u>Coverboard</u> : Min. 0.5-inch DEXcell FA Glass Mat Roof Board, DensDeck Prime or SECUROCK Gypsum-Fiber Roof Board or min. 7/16-inch DEXcell Cement Roof Board	PSFA	BP-AA, SBS-AA	(Optional) One or more BP-AA, SBS-AA	AlphaGuard MTS Fluid Applied Roof System	-67.5
SC-270.	Min. 22 ga., Type B, Grade 40 steel; 6 ft span; #12 HWH Tek 5, 6" o.c.	Min. 0.5-inch SECUROCK Gypsum-Fiber Roof Board	Tremco #14 HD Fastener with Tremco 3" Metal Insulation Plate	1 per 2.0 ft ²	None	BP-CA5 or SBS-CA5	<u>Insulation Layer(s)</u> : One or more, min. 1-inch Trisotech G or Trisotech CGF <u>Coverboard</u> : Min. 0.5-inch DEXcell FA Glass Mat Roof Board, DensDeck Prime or SECUROCK Gypsum-Fiber Roof Board or min. 7/16-inch DEXcell Cement Roof Board	PSFA	BP-AA, SBS-AA	(Optional) One or more BP-AA, SBS-AA	AlphaGuard MTS Fluid Applied Roof System	-67.5
SC-271.	Min. 22 ga., Type B, Grade 40 steel; 6 ft span; #12 HWH Tek 5, 6" o.c.	Min. 0.5-inch SECUROCK Gypsum-Fiber Roof Board	Tremco #14 HD Fastener with Tremco 3" Metal Insulation Plate	1 per 2.0 ft ²	(Optional) ASTM D41	SBS-TA or POWERply SBS Base HW, torch-applied	<u>Insulation Layer(s)</u> : One or more, min. 1-inch Trisotech G or Trisotech CGF <u>Coverboard</u> : Min. 0.5-inch DEXcell FA Glass Mat Roof Board, DensDeck Prime or SECUROCK Gypsum-Fiber Roof Board or min. 7/16-inch DEXcell Cement Roof Board	PSFA	BP-AA, SBS-AA	(Optional) One or more BP-AA, SBS-AA	AlphaGuard MTS Fluid Applied Roof System	-67.5
SC-272.	Min. 22 ga., Type B, Grade 40 steel; 6 ft span, #12 HWH Tek 5 with 3/4" washers, 6" o.c.	Min. 0.5-inch SECUROCK Gypsum-Fiber Roof Board	Tremco #14 HD Fastener with Tremco 3" Metal Insulation Plate or Dekfast DF-#14-PH3 with Dekfast PLT-R-3	1 per 1.3 ft ²	None	BP-CA5 or SBS-CA5	<u>Insulation Layer(s)</u> : One or more, min. 1-inch Trisotech G or Trisotech CGF <u>Coverboard</u> : Min. 0.5-inch DensDeck Prime or SECUROCK Gypsum-Fiber Roof Board or min. 7/16-inch DEXcell Cement Roof Board	PSFA, 6-inch o.c.	BP-AA, SBS-AA	(Optional) One or more BP-AA, SBS-AA	AlphaGuard MTS Fluid Applied Roof System	-90.0
SC-273.	Min. 22 ga., Type B, Grade 40 steel; 6 ft span, #12 HWH Tek 5 with 3/4" washers, 6" o.c.	Min. 0.5-inch SECUROCK Gypsum-Fiber Roof Board	Tremco #14 HD Fastener with Tremco 3" Metal Insulation Plate or Dekfast DF-#14-PH3 with Dekfast PLT-R-3	1 per 1.3 ft ²	(Optional) ASTM D41	SBS-TA or POWERply SBS Base HW, torch-applied	<u>Insulation Layer(s)</u> : One or more, min. 1-inch Trisotech G or Trisotech CGF <u>Coverboard</u> : Min. 0.5-inch DensDeck Prime or SECUROCK Gypsum-Fiber Roof Board or min. 7/16-inch DEXcell Cement Roof Board	PSFA, 6-inch o.c.	BP-AA, SBS-AA	(Optional) One or more BP-AA, SBS-AA	AlphaGuard MTS Fluid Applied Roof System	-90.0

TABLE 2d: STEEL DECKS - NEW CONSTRUCTION, REROOF (TEAR-OFF)
SYSTEM TYPE B-2: MECHANICALLY ATTACHED THERMAL BARRIER, BONDED VAPOR BARRIER, BONDED INSULATION, BONDED ROOF COVER

System No.	Deck (Note 1)	Thermal Barrier			Primer	Vapor Barrier (Note 15)	Insulation Layer(s)		Roof Cover (Note 15)			MDP (psf)
		Type	Fastener (Note 2, Note 11)	Attach			Type	Attach (Notes 6,7,8)	Base Ply	Ply	LARS	
SC-274.	Min. 22 ga., Type B, Grade 40 steel; 6 ft span; #12 HWH Tek 5, 6" o.c.	Min. 0.5-inch SECUROCK Gypsum-Fiber Roof Board	Tremco #15 EHD Fastener with Tremco 3" Metal Insulation Plate	1 per 2.0 ft ²	Tremco AVC Membrane Primer	Tremco AVC Membrane	<u>Insulation Layer(s)</u> : (Optional) One or more, min. 1-inch Trisotech G, Trisotech CGF or Trisotech <u>Coverboard</u> : Min. 0.5-inch DensDeck Prime or SECUROCK Gypsum Fiber Roof Board	LRFIA or LRFIA(BG)	SBS-AA	(Optional) One or more SBS-TA	AlphaGuard MTS Fluid Applied Roof System	-52.5
SC-275.	Min. 22 ga., Type B, Grade 40 steel; 6 ft span; #12 HWH Tek 5, 6" o.c.	Min. 0.5-inch SECUROCK Gypsum-Fiber Roof Board	Tremco #15 EHD Fastener with Tremco 3" Metal Insulation Plate	1 per 2.0 ft ²	Tremco AVC Membrane Primer or AVC Membrane Primer (WB)	Tremco AVC Max	<u>Insulation Layer(s)</u> : (Optional) One or more, min. 1-inch Trisotech G, Trisotech CGF or Trisotech <u>Coverboard</u> : Min. 0.5-inch DensDeck Prime or SECUROCK Gypsum Fiber Roof Board	LRFIA or LRFIA(BG)	SBS-AA	(Optional) One or more SBS-TA	AlphaGuard MTS Fluid Applied Roof System	-52.5
SC-276.	Min. 22 ga., Type B, Grade 40 steel; 6 ft span; #12 HWH Tek 5, 6" o.c.	Min. 0.5-inch DensDeck Prime	Tremco #14 HD Fastener with Tremco 3" Metal Insulation Plate or Dekfast DF-#14-PH3 with Dekfast PLT-R-3	1 per 2.0 ft ²	None	BP-CA5 or SBS-CA5	<u>Insulation Layer(s)</u> : One or more, min. 1-inch Trisotech G, Trisotech CGF, Trisotech, EnergyGuard Polyiso Insulation, H-Shield, ISO 95+ GL, Multi-Max FA3, RESISTA or UltraMax or Styrofoam Brand Roofmate, Highload 60 or Plazamate <u>Coverboard</u> : Min. 0.5-inch DEXcell FA Glass Mat Roof Board, DensDeck Prime, SECUROCK Gypsum Fiber Roof Board or SECUROCK Cement Roof Board or min. 7/16-inch DEXcell Cement Roof Board	LRFIA or LRFIA(BG)	SBS-AA	(Optional) One or more SBS-TA	AlphaGuard MTS Fluid Applied Roof System	-67.5
SC-277.	Min. 22 ga., Type B, Grade 40 steel; 6 ft span; #12 HWH Tek 5, 6" o.c.	Min. 0.5-inch DensDeck Prime	Tremco #14 HD Fastener with Tremco 3" Metal Insulation Plate or Dekfast DF-#14-PH3 with Dekfast PLT-R-3	1 per 2.0 ft ²	(Optional) ASTM D41	SBS-TA or POWERply SBS Base HW, torch-applied	<u>Insulation Layer(s)</u> : One or more, min. 1-inch Trisotech G, Trisotech CGF, Trisotech, EnergyGuard Polyiso Insulation, H-Shield, ISO 95+ GL, Multi-Max FA3, RESISTA or UltraMax or Styrofoam Brand Roofmate, Highload 60 or Plazamate <u>Coverboard</u> : Min. 0.5-inch DEXcell FA Glass Mat Roof Board, DensDeck Prime, SECUROCK Gypsum Fiber Roof Board or SECUROCK Cement Roof Board or min. 7/16-inch DEXcell Cement Roof Board	LRFIA or LRFIA(BG)	SBS-AA	(Optional) One or more SBS-TA	AlphaGuard MTS Fluid Applied Roof System	-67.5
SC-278.	Min. 22 ga., Type B, Grade 40 steel; 6 ft span; #12 HWH Tek 5, 6" o.c.	Min. 0.5-inch DEXcell FA Glass Mat Roof Board	Dekfast DF-#14-PH3 with Dekfast PLT-R-3	1 per 2.0 ft ²	None	BP-CA5 or SBS-CA5	<u>Insulation Layer(s)</u> : One or more, min. 1-inch Trisotech G, Trisotech CGF, Trisotech, EnergyGuard Polyiso Insulation, H-Shield, ISO 95+ GL, Multi-Max FA3, RESISTA or UltraMax or Styrofoam Brand Roofmate, Highload 60 or Plazamate <u>Coverboard</u> : Min. 0.5-inch DEXcell FA Glass Mat Roof Board, DensDeck Prime, SECUROCK Gypsum Fiber Roof Board or SECUROCK Cement Roof Board or min. 7/16-inch DEXcell Cement Roof Board	LRFIA or LRFIA(BG)	SBS-AA	(Optional) One or more SBS-TA	AlphaGuard MTS Fluid Applied Roof System	-67.5

TABLE 2d: STEEL DECKS - NEW CONSTRUCTION, REROOF (TEAR-OFF)
SYSTEM TYPE B-2: MECHANICALLY ATTACHED THERMAL BARRIER, BONDED VAPOR BARRIER, BONDED INSULATION, BONDED ROOF COVER

System No.	Deck (Note 1)	Thermal Barrier			Primer	Vapor Barrier (Note 15)	Insulation Layer(s)		Roof Cover (Note 15)			MDP (psf)
		Type	Fastener (Note 2, Note 11)	Attach			Type	Attach (Notes 6,7,8)	Base Ply	Ply	LARS	
SC-279.	Min. 22 ga., Type B, Grade 40 steel; 6 ft span; #12 HWH Tekes 5, 6" o.c.	Min. 0.5-inch DEXcell FA Glass Mat Roof Board	Dekfast DF-#14-PH3 with Dekfast PLT-R-3	1 per 2.0 ft ²	(Optional) ASTM D41	SBS-TA or POWERply SBS Base HW, torch-applied	Insulation Layer(s): One or more, min. 1-inch Trisotech G, Trisotech CGF, Trisotech, EnergyGuard Polyiso Insulation, H-Shield, ISO 95+ GL, Multi-Max FA3, RESISTA or UltraMax or Styrofoam Brand Roofmate, Highload 60 or Plazamate Coverboard: Min. 0.5-inch DEXcell FA Glass Mat Roof Board, DensDeck Prime, SECUROCK Gypsum Fiber Roof Board or SECUROCK Cement Roof Board or min. 7/16-inch DEXcell Cement Roof Board	LRFIA or LRFIA(BG)	SBS-AA	(Optional) One or more SBS-TA	AlphaGuard MTS Fluid Applied Roof System	-67.5
SC-280.	Min. 22 ga., Type B, Grade 40 steel; 6 ft span; #12 HWH Tekes 5, 6" o.c.	Min. 0.5-inch SECUROCK Gypsum-Fiber Roof Board	Tremco #14 HD Fastener with Tremco 3" Metal Insulation Plate	1 per 2.0 ft ²	None	BP-CA5 or SBS-CA5	Insulation Layer(s): One or more, min. 1-inch Trisotech G, Trisotech CGF, Trisotech, EnergyGuard Polyiso Insulation, H-Shield, ISO 95+ GL, Multi-Max FA3, RESISTA or UltraMax or Styrofoam Brand Roofmate, Highload 60 or Plazamate Coverboard: Min. 0.5-inch DEXcell FA Glass Mat Roof Board, DensDeck Prime, SECUROCK Gypsum Fiber Roof Board or SECUROCK Cement Roof Board or min. 7/16-inch DEXcell Cement Roof Board	LRFIA or LRFIA(BG)	SBS-AA	(Optional) One or more SBS-TA	AlphaGuard MTS Fluid Applied Roof System	-67.5
SC-281.	Min. 22 ga., Type B, Grade 40 steel; 6 ft span; #12 HWH Tekes 5, 6" o.c.	Min. 0.5-inch SECUROCK Gypsum-Fiber Roof Board	Tremco #14 HD Fastener with Tremco 3" Metal Insulation Plate	1 per 2.0 ft ²	(Optional) ASTM D41	SBS-TA or POWERply SBS Base HW, torch-applied	Insulation Layer(s): One or more, min. 1-inch Trisotech G, Trisotech CGF, Trisotech, EnergyGuard Polyiso Insulation, H-Shield, ISO 95+ GL, Multi-Max FA3, RESISTA or UltraMax or Styrofoam Brand Roofmate, Highload 60 or Plazamate Coverboard: Min. 0.5-inch DEXcell FA Glass Mat Roof Board, DensDeck Prime, SECUROCK Gypsum Fiber Roof Board or SECUROCK Cement Roof Board or min. 7/16-inch DEXcell Cement Roof Board	LRFIA or LRFIA(BG)	SBS-AA	(Optional) One or more SBS-TA	AlphaGuard MTS Fluid Applied Roof System	-67.5
SC-282.	Min. 22 ga., Type B, Grade 40 steel; 6 ft span; #12 HWH Tekes 5 with 3/4" washers, 6" o.c.	Min. 0.5-inch SECUROCK Gypsum-Fiber Roof Board	Tremco #14 HD Fastener with Tremco 3" Metal Insulation Plate or Dekfast DF-#14-PH3 with Dekfast PLT-R-3	1 per 1.3 ft ²	None	BP-CA5 or SBS-CA5	Insulation Layer(s): One or more, min. 1-inch Trisotech G, Trisotech CGF, Trisotech, EnergyGuard Polyiso Insulation, H-Shield, ISO 95+ GL, Multi-Max FA3, RESISTA or UltraMax or Styrofoam Brand Roofmate, Highload 60 or Plazamate Coverboard: Min. 0.5-inch DensDeck Prime, SECUROCK Gypsum Fiber Roof Board or SECUROCK Cement Roof Board or min. 7/16-inch DEXcell Cement Roof Board	LRFIA or LRFIA(BG), 6-inch o.c.	SBS-AA	(Optional) One or more SBS-TA	AlphaGuard MTS Fluid Applied Roof System	-90.0

TABLE 2d: STEEL DECKS - NEW CONSTRUCTION, REROOF (TEAR-OFF)
SYSTEM TYPE B-2: MECHANICALLY ATTACHED THERMAL BARRIER, BONDED VAPOR BARRIER, BONDED INSULATION, BONDED ROOF COVER

System No.	Deck (Note 1)	Thermal Barrier			Primer	Vapor Barrier (Note 15)	Insulation Layer(s)		Roof Cover (Note 15)			MDP (psf)
		Type	Fastener (Note 2, Note 11)	Attach			Type	Attach (Notes 6,7,8)	Base Ply	Ply	LARS	
SC-283.	Min. 22 ga., Type B, Grade 40 steel; 6 ft span; #12 HWH Tekes 5 with 3/4" washers, 6" o.c.	Min. 0.5-inch SECUROCK Gypsum-Fiber Roof Board	Tremco #14 HD Fastener with Tremco 3" Metal Insulation Plate or Dekfast DF-#14-PH3 with Dekfast PLT-R-3	1 per 1.3 ft ²	(Optional) ASTM D41	SBS-TA or POWERply SBS Base HW, torch-applied	<u>Insulation Layer(s)</u> : One or more, min. 1-inch Trisotech G, Trisotech CGF, Trisotech, EnergyGuard Polyiso Insulation, H-Shield, ISO 95+ GL, Multi-Max FA3, RESISTA or UltraMax or Styrofoam Brand Roofmate, Highload 60 or Plazamate <u>Coverboard</u> : Min. 0.5-inch DensDeck Prime, SECUROCK Gypsum Fiber Roof Board or SECUROCK Cement Roof Board or min. 7/16-inch DEXcell Cement Roof Board	LRFIA or LRFIA(BG), 6-inch o.c.	SBS-AA	(Optional) One or more SBS-TA	AlphaGuard MTS Fluid Applied Roof System	-90.0
SC-284.	Min. 22 ga., Type B, Grade 40 steel; 6 ft span; #12 HWH Tekes 5, 6" o.c.	Min. 0.5-inch SECUROCK Gypsum-Fiber Roof Board	Tremco #15 EHD Fastener with Tremco 3" Metal Insulation Plate	1 per 2.0 ft ²	Tremco AVC Membrane Primer or AVC Membrane Primer (WB)	Tremco AVC Max	<u>Insulation Layer(s)</u> : (Optional) One or more, min. 1-inch Trisotech G or Trisotech CGF <u>Coverboard</u> : Min. 0.125-inch TremBoard AC or min. 0.5-inch DensDeck Prime or SECUROCK Gypsum Fiber Roof Board	PSFA	SBS-AA	(Optional) One or more SBS-TA	AlphaGuard MTS Fluid Applied Roof System	-52.5
SC-285.	Min. 22 ga., Type B, Grade 40 steel; 6 ft span; #12 HWH Tekes 5, 6" o.c.	Min. 0.5-inch DensDeck Prime	Tremco #14 HD Fastener with Tremco 3" Metal Insulation Plate or Dekfast DF-#14-PH3 with Dekfast PLT-R-3	1 per 2.0 ft ²	None	BP-CA5 or SBS-CA5	<u>Insulation Layer(s)</u> : One or more, min. 1-inch Trisotech G or Trisotech CGF <u>Coverboard</u> : Min. 0.5-inch DEXcell FA Glass Mat Roof Board, DensDeck Prime or SECUROCK Gypsum-Fiber Roof Board or min. 7/16-inch DEXcell Cement Roof Board	PSFA	SBS-AA	(Optional) One or more SBS-TA	AlphaGuard MTS Fluid Applied Roof System	-67.5
SC-286.	Min. 22 ga., Type B, Grade 40 steel; 6 ft span; #12 HWH Tekes 5, 6" o.c.	Min. 0.5-inch DensDeck Prime	Tremco #14 HD Fastener with Tremco 3" Metal Insulation Plate or Dekfast DF-#14-PH3 with Dekfast PLT-R-3	1 per 2.0 ft ²	(Optional) ASTM D41	SBS-TA or POWERply SBS Base HW, torch-applied	<u>Insulation Layer(s)</u> : One or more, min. 1-inch Trisotech G or Trisotech CGF <u>Coverboard</u> : Min. 0.5-inch DEXcell FA Glass Mat Roof Board, DensDeck Prime or SECUROCK Gypsum-Fiber Roof Board or min. 7/16-inch DEXcell Cement Roof Board	PSFA	SBS-AA	(Optional) One or more SBS-TA	AlphaGuard MTS Fluid Applied Roof System	-67.5
SC-287.	Min. 22 ga., Type B, Grade 40 steel; 6 ft span; #12 HWH Tekes 5, 6" o.c.	Min. 0.5-inch DEXcell FA Glass Mat Roof Board	Dekfast DF-#14-PH3 with Dekfast PLT-R-3	1 per 2.0 ft ²	None	BP-CA5 or SBS-CA5	<u>Insulation Layer(s)</u> : One or more, min. 1-inch Trisotech G or Trisotech CGF <u>Coverboard</u> : Min. 0.5-inch DEXcell FA Glass Mat Roof Board, DensDeck Prime or SECUROCK Gypsum-Fiber Roof Board or min. 7/16-inch DEXcell Cement Roof Board	PSFA	SBS-AA	(Optional) One or more SBS-TA	AlphaGuard MTS Fluid Applied Roof System	-67.5

TABLE 2d: STEEL DECKS - NEW CONSTRUCTION, REROOF (TEAR-OFF)
SYSTEM TYPE B-2: MECHANICALLY ATTACHED THERMAL BARRIER, BONDED VAPOR BARRIER, BONDED INSULATION, BONDED ROOF COVER

System No.	Deck (Note 1)	Thermal Barrier			Primer	Vapor Barrier (Note 15)	Insulation Layer(s)		Roof Cover (Note 15)			MDP (psf)
		Type	Fastener (Note 2, Note 11)	Attach			Type	Attach (Notes 6,7,8)	Base Ply	Ply	LARS	
SC-288.	Min. 22 ga., Type B, Grade 40 steel; 6 ft span; #12 HWH Tek 5, 6" o.c.	Min. 0.5-inch DEXcell FA Glass Mat Roof Board	Dekfast DF-#14-PH3 with Dekfast PLT-R-3	1 per 2.0 ft ²	(Optional) ASTM D41	SBS-TA or POWERply SBS Base HW, torch-applied	Insulation Layer(s): One or more, min. 1-inch Trisotech G or Trisotech CGF Coverboard: Min. 0.5-inch DEXcell FA Glass Mat Roof Board, DensDeck Prime or SECUROCK Gypsum-Fiber Roof Board or min. 7/16-inch DEXcell Cement Roof Board	PSFA	SBS-AA	(Optional) One or more SBS-TA	AlphaGuard MTS Fluid Applied Roof System	-67.5
SC-289.	Min. 22 ga., Type B, Grade 40 steel; 6 ft span; #12 HWH Tek 5, 6" o.c.	Min. 0.5-inch SECUROCK Gypsum-Fiber Roof Board	Tremco #14 HD Fastener with Tremco 3" Metal Insulation Plate	1 per 2.0 ft ²	None	BP-CA5 or SBS-CA5	Insulation Layer(s): One or more, min. 1-inch Trisotech G or Trisotech CGF Coverboard: Min. 0.5-inch DEXcell FA Glass Mat Roof Board, DensDeck Prime or SECUROCK Gypsum-Fiber Roof Board or min. 7/16-inch DEXcell Cement Roof Board	PSFA	SBS-AA	(Optional) One or more SBS-TA	AlphaGuard MTS Fluid Applied Roof System	-67.5
SC-290.	Min. 22 ga., Type B, Grade 40 steel; 6 ft span; #12 HWH Tek 5, 6" o.c.	Min. 0.5-inch SECUROCK Gypsum-Fiber Roof Board	Tremco #14 HD Fastener with Tremco 3" Metal Insulation Plate	1 per 2.0 ft ²	(Optional) ASTM D41	SBS-TA or POWERply SBS Base HW, torch-applied	Insulation Layer(s): One or more, min. 1-inch Trisotech G or Trisotech CGF Coverboard: Min. 0.5-inch DEXcell FA Glass Mat Roof Board, DensDeck Prime or SECUROCK Gypsum-Fiber Roof Board or min. 7/16-inch DEXcell Cement Roof Board	PSFA	SBS-AA	(Optional) One or more SBS-TA	AlphaGuard MTS Fluid Applied Roof System	-67.5
SC-291.	Min. 22 ga., Type B, Grade 40 steel; 6 ft span, #12 HWH Tek 5 with 3/4" washers, 6" o.c.	Min. 0.5-inch SECUROCK Gypsum-Fiber Roof Board	Tremco #14 HD Fastener with Tremco 3" Metal Insulation Plate or Dekfast DF-#14-PH3 with Dekfast PLT-R-3	1 per 1.3 ft ²	None	BP-CA5 or SBS-CA5	Insulation Layer(s): One or more, min. 1-inch Trisotech G or Trisotech CGF Coverboard: Min. 0.5-inch DensDeck Prime or SECUROCK Gypsum-Fiber Roof Board or min. 7/16-inch DEXcell Cement Roof Board	PSFA, 6-inch o.c.	SBS-AA	(Optional) One or more SBS-TA	AlphaGuard MTS Fluid Applied Roof System	-90.0
SC-292.	Min. 22 ga., Type B, Grade 40 steel; 6 ft span, #12 HWH Tek 5 with 3/4" washers, 6" o.c.	Min. 0.5-inch SECUROCK Gypsum-Fiber Roof Board	Tremco #14 HD Fastener with Tremco 3" Metal Insulation Plate or Dekfast DF-#14-PH3 with Dekfast PLT-R-3	1 per 1.3 ft ²	(Optional) ASTM D41	SBS-TA or POWERply SBS Base HW, torch-applied	Insulation Layer(s): One or more, min. 1-inch Trisotech G or Trisotech CGF Coverboard: Min. 0.5-inch DensDeck Prime or SECUROCK Gypsum-Fiber Roof Board or min. 7/16-inch DEXcell Cement Roof Board	PSFA, 6-inch o.c.	SBS-AA	(Optional) One or more SBS-TA	AlphaGuard MTS Fluid Applied Roof System	-90.0

SEBS-APPLIED BASE PLY:

TABLE 2d: STEEL DECKS - NEW CONSTRUCTION, REROOF (TEAR-OFF)
SYSTEM TYPE B-2: MECHANICALLY ATTACHED THERMAL BARRIER, BONDED VAPOR BARRIER, BONDED INSULATION, BONDED ROOF COVER

System No.	Deck (Note 1)	Thermal Barrier			Primer	Vapor Barrier (Note 15)	Insulation Layer(s)		Roof Cover (Note 15)			MDP (psf)
		Type	Fastener (Note 2, Note 11)	Attach			Type	Attach (Notes 6,7,8)	Base Ply	Ply	LARS	
SC-293.	Min. 22 ga., Type B, Grade 40 steel; 6 ft span; #12 HWH Tek's 5, 6" o.c.	Min. 0.5-inch SECUROCK Gypsum-Fiber Roof Board	Tremco #15 EHD Fastener with Tremco 3" Metal Insulation Plate	1 per 2.0 ft ²	Tremco AVC Membrane Primer	Tremco AVC Membrane	<u>Insulation Layer(s)</u> : (Optional) One or more, min. 1-inch Trisotech G, Trisotech CGF or Trisotech <u>Coverboard</u> : Min. 0.125-inch TremBoard AC or min. 0.5-inch DensDeck Prime or SECUROCK Gypsum Fiber Roof Board	LRFIA or LRFIA(BG)	BP-SEBS, SBS-SEBS	(Optional) BP-SEBS, SBS-SEBS	AlphaGuard MTS Fluid Applied Roof System	-52.5
SC-294.	Min. 22 ga., Type B, Grade 40 steel; 6 ft span; #12 HWH Tek's 5, 6" o.c.	Min. 0.5-inch SECUROCK Gypsum-Fiber Roof Board	Tremco #15 EHD Fastener with Tremco 3" Metal Insulation Plate	1 per 2.0 ft ²	Tremco AVC Membrane Primer or AVC Membrane Primer (WB)	Tremco AVC Max	<u>Insulation Layer(s)</u> : (Optional) One or more, min. 1-inch Trisotech G, Trisotech CGF or Trisotech <u>Coverboard</u> : Min. 0.125-inch TremBoard AC or min. 0.5-inch DensDeck Prime or SECUROCK Gypsum Fiber Roof Board	LRFIA or LRFIA(BG)	BP-SEBS, SBS-SEBS	(Optional) BP-SEBS, SBS-SEBS	AlphaGuard MTS Fluid Applied Roof System	-52.5
SC-295.	Min. 22 ga., Type B, Grade 40 steel; 6 ft span; #12 HWH Tek's 5, 6" o.c.	Min. 0.5-inch DensDeck Prime	Tremco #14 HD Fastener with Tremco 3" Metal Insulation Plate or Dekfast DF-#14-PH3 with Dekfast PLT-R-3	1 per 2.0 ft ²	None	BP-CA5 or SBS-CA5	<u>Insulation Layer(s)</u> : One or more, min. 1-inch Trisotech G, Trisotech CGF, Trisotech, EnergyGuard Polyiso Insulation, H-Shield, ISO 95+ GL, Multi-Max FA3, RESISTA or UltraMax or Styrofoam Brand Roofmate, Highload 60 or Plazamate <u>Coverboard</u> : Min. 0.5-inch DEXcell FA Glass Mat Roof Board, DensDeck Prime, SECUROCK Gypsum Fiber Roof Board or SECUROCK Cement Roof Board or min. 7/16-inch DEXcell Cement Roof Board	LRFIA or LRFIA(BG)	BP-SEBS, SBS-SEBS	(Optional) BP-SEBS, SBS-SEBS	AlphaGuard MTS Fluid Applied Roof System	-67.5
SC-296.	Min. 22 ga., Type B, Grade 40 steel; 6 ft span; #12 HWH Tek's 5, 6" o.c.	Min. 0.5-inch DensDeck Prime	Tremco #14 HD Fastener with Tremco 3" Metal Insulation Plate or Dekfast DF-#14-PH3 with Dekfast PLT-R-3	1 per 2.0 ft ²	(Optional) ASTM D41	SBS-TA or POWERply SBS Base HW, torch-applied	<u>Insulation Layer(s)</u> : One or more, min. 1-inch Trisotech G, Trisotech CGF, Trisotech, EnergyGuard Polyiso Insulation, H-Shield, ISO 95+ GL, Multi-Max FA3, RESISTA or UltraMax or Styrofoam Brand Roofmate, Highload 60 or Plazamate <u>Coverboard</u> : Min. 0.5-inch DEXcell FA Glass Mat Roof Board, DensDeck Prime, SECUROCK Gypsum Fiber Roof Board or SECUROCK Cement Roof Board or min. 7/16-inch DEXcell Cement Roof Board	LRFIA or LRFIA(BG)	BP-SEBS, SBS-SEBS	(Optional) BP-SEBS, SBS-SEBS	AlphaGuard MTS Fluid Applied Roof System	-67.5
SC-297.	Min. 22 ga., Type B, Grade 40 steel; 6 ft span; #12 HWH Tek's 5, 6" o.c.	Min. 0.5-inch DEXcell FA Glass Mat Roof Board	Dekfast DF-#14-PH3 with Dekfast PLT-R-3	1 per 2.0 ft ²	None	BP-CA5 or SBS-CA5	<u>Insulation Layer(s)</u> : One or more, min. 1-inch Trisotech G, Trisotech CGF, Trisotech, EnergyGuard Polyiso Insulation, H-Shield, ISO 95+ GL, Multi-Max FA3, RESISTA or UltraMax or Styrofoam Brand Roofmate, Highload 60 or Plazamate <u>Coverboard</u> : Min. 0.5-inch DEXcell FA Glass Mat Roof Board, DensDeck Prime, SECUROCK Gypsum Fiber Roof Board or SECUROCK Cement Roof Board or min. 7/16-inch DEXcell Cement Roof Board	LRFIA or LRFIA(BG)	BP-SEBS, SBS-SEBS	(Optional) BP-SEBS, SBS-SEBS	AlphaGuard MTS Fluid Applied Roof System	-67.5

TABLE 2d: STEEL DECKS - NEW CONSTRUCTION, REROOF (TEAR-OFF)
SYSTEM TYPE B-2: MECHANICALLY ATTACHED THERMAL BARRIER, BONDED VAPOR BARRIER, BONDED INSULATION, BONDED ROOF COVER

System No.	Deck (Note 1)	Thermal Barrier			Primer	Vapor Barrier (Note 15)	Insulation Layer(s)		Roof Cover (Note 15)			MDP (psf)
		Type	Fastener (Note 2, Note 11)	Attach			Type	Attach (Notes 6,7,8)	Base Ply	Ply	LARS	
SC-298.	Min. 22 ga., Type B, Grade 40 steel; 6 ft span; #12 HWH Tekes 5, 6" o.c.	Min. 0.5-inch DEXcell FA Glass Mat Roof Board	Dekfast DF-#14-PH3 with Dekfast PLT-R-3	1 per 2.0 ft ²	(Optional) ASTM D41	SBS-TA or POWERply SBS Base HW, torch-applied	Insulation Layer(s): One or more, min. 1-inch Trisotech G, Trisotech CGF, Trisotech, EnergyGuard Polyiso Insulation, H-Shield, ISO 95+ GL, Multi-Max FA3, RESISTA or UltraMax or Styrofoam Brand Roofmate, Highload 60 or Plazamate Coverboard: Min. 0.5-inch DEXcell FA Glass Mat Roof Board, DensDeck Prime, SECUROCK Gypsum Fiber Roof Board or SECUROCK Cement Roof Board or min. 7/16-inch DEXcell Cement Roof Board	LRFIA or LRFIA(BG)	BP-SEBS, SBS-SEBS	(Optional) BP-SEBS, SBS-SEBS	AlphaGuard MTS Fluid Applied Roof System	-67.5
SC-299.	Min. 22 ga., Type B, Grade 40 steel; 6 ft span; #12 HWH Tekes 5, 6" o.c.	Min. 0.5-inch SECUROCK Gypsum-Fiber Roof Board	Tremco #14 HD Fastener with Tremco 3" Metal Insulation Plate	1 per 2.0 ft ²	None	BP-CA5 or SBS-CA5	Insulation Layer(s): One or more, min. 1-inch Trisotech G, Trisotech CGF, Trisotech, EnergyGuard Polyiso Insulation, H-Shield, ISO 95+ GL, Multi-Max FA3, RESISTA or UltraMax or Styrofoam Brand Roofmate, Highload 60 or Plazamate Coverboard: Min. 0.5-inch DEXcell FA Glass Mat Roof Board, DensDeck Prime, SECUROCK Gypsum Fiber Roof Board or SECUROCK Cement Roof Board or min. 7/16-inch DEXcell Cement Roof Board	LRFIA or LRFIA(BG)	BP-SEBS, SBS-SEBS	(Optional) BP-SEBS, SBS-SEBS	AlphaGuard MTS Fluid Applied Roof System	-67.5
SC-300.	Min. 22 ga., Type B, Grade 40 steel; 6 ft span; #12 HWH Tekes 5, 6" o.c.	Min. 0.5-inch SECUROCK Gypsum-Fiber Roof Board	Tremco #14 HD Fastener with Tremco 3" Metal Insulation Plate	1 per 2.0 ft ²	(Optional) ASTM D41	SBS-TA or POWERply SBS Base HW, torch-applied	Insulation Layer(s): One or more, min. 1-inch Trisotech G, Trisotech CGF, Trisotech, EnergyGuard Polyiso Insulation, H-Shield, ISO 95+ GL, Multi-Max FA3, RESISTA or UltraMax or Styrofoam Brand Roofmate, Highload 60 or Plazamate Coverboard: Min. 0.5-inch DEXcell FA Glass Mat Roof Board, DensDeck Prime, SECUROCK Gypsum Fiber Roof Board or SECUROCK Cement Roof Board or min. 7/16-inch DEXcell Cement Roof Board	LRFIA or LRFIA(BG)	BP-SEBS, SBS-SEBS	(Optional) BP-SEBS, SBS-SEBS	AlphaGuard MTS Fluid Applied Roof System	-67.5
SC-301.	Min. 22 ga., Type B, Grade 40 steel; 6 ft span, #12 HWH Tekes 5 with 3/4" washers, 6" o.c.	Min. 0.5-inch SECUROCK Gypsum-Fiber Roof Board	Tremco #14 HD Fastener with Tremco 3" Metal Insulation Plate or Dekfast DF-#14-PH3 with Dekfast PLT-R-3	1 per 1.3 ft ²	None	BP-CA5 or SBS-CA5	Insulation Layer(s): One or more, min. 1-inch Trisotech G, Trisotech CGF, Trisotech, EnergyGuard Polyiso Insulation, H-Shield, ISO 95+ GL, Multi-Max FA3, RESISTA or UltraMax or Styrofoam Brand Roofmate, Highload 60 or Plazamate Coverboard: Min. 0.5-inch DensDeck Prime, SECUROCK Gypsum Fiber Roof Board or SECUROCK Cement Roof Board or min. 7/16-inch DEXcell Cement Roof Board	LRFIA or LRFIA(BG), 6-inch o.c.	BP-SEBS, SBS-SEBS	(Optional) BP-SEBS, SBS-SEBS	AlphaGuard MTS Fluid Applied Roof System	-90.0

TABLE 2d: STEEL DECKS - NEW CONSTRUCTION, REROOF (TEAR-OFF)
SYSTEM TYPE B-2: MECHANICALLY ATTACHED THERMAL BARRIER, BONDED VAPOR BARRIER, BONDED INSULATION, BONDED ROOF COVER

System No.	Deck (Note 1)	Thermal Barrier			Primer	Vapor Barrier (Note 15)	Insulation Layer(s)		Roof Cover (Note 15)			MDP (psf)
		Type	Fastener (Note 2, Note 11)	Attach			Type	Attach (Notes 6,7,8)	Base Ply	Ply	LARS	
SC-302.	Min. 22 ga., Type B, Grade 40 steel; 6 ft span, #12 HWH Tek's 5 with 3/4" washers, 6" o.c.	Min. 0.5-inch SECUROCK Gypsum-Fiber Roof Board	Tremco #14 HD Fastener with Tremco 3" Metal Insulation Plate or Dekfast DF-#14-PH3 with Dekfast PLT-R-3	1 per 1.3 ft ²	(Optional) ASTM D41	SBS-TA or POWERply SBS Base HW, torch-applied	<u>Insulation Layer(s)</u> : One or more, min. 1-inch Trisotech G, Trisotech CGF, Trisotech, EnergyGuard Polyiso Insulation, H-Shield, ISO 95+ GL, Multi-Max FA3, RESISTA or UltraMax or Styrofoam Brand Roofmate, Highload 60 or Plazamate <u>Coverboard</u> : Min. 0.5-inch DensDeck Prime, SECUROCK Gypsum Fiber Roof Board or SECUROCK Cement Roof Board or min. 7/16-inch DEXcell Cement Roof Board	LRFIA or LRFIA(BG), 6-inch o.c.	BP-SEBS, SBS-SEBS	(Optional) BP-SEBS, SBS-SEBS	AlphaGuard MTS Fluid Applied Roof System	-90.0
SC-303.	Min. 22 ga., Type B, Grade 40 steel; 6 ft span; #12 HWH Tek's 5, 6" o.c.	Min. 0.5-inch SECUROCK Gypsum-Fiber Roof Board	Tremco #15 EHD Fastener with Tremco 3" Metal Insulation Plate	1 per 2.0 ft ²	Tremco AVC Membrane Primer or AVC Membrane Primer (WB)	Tremco AVC Max	<u>Insulation Layer(s)</u> : (Optional) One or more, min. 1-inch Trisotech G or Trisotech CGF <u>Coverboard</u> : Min. 0.125-inch TremBoard AC or min. 0.5-inch DensDeck Prime or SECUROCK Gypsum Fiber Roof Board	PSFA	BP-SEBS, SBS-SEBS	(Optional) BP-SEBS, SBS-SEBS	AlphaGuard MTS Fluid Applied Roof System	-52.5
SC-304.	Min. 22 ga., Type B, Grade 40 steel; 6 ft span; #12 HWH Tek's 5, 6" o.c.	Min. 0.5-inch DensDeck Prime	Tremco #14 HD Fastener with Tremco 3" Metal Insulation Plate or Dekfast DF-#14-PH3 with Dekfast PLT-R-3	1 per 2.0 ft ²	None	BP-CA5 or SBS-CA5	<u>Insulation Layer(s)</u> : One or more, min. 1-inch Trisotech G or Trisotech CGF <u>Coverboard</u> : Min. 0.5-inch DEXcell FA Glass Mat Roof Board, DensDeck Prime or SECUROCK Gypsum Fiber Roof Board or min. 7/16-inch DEXcell Cement Roof Board	PSFA	BP-SEBS, SBS-SEBS	(Optional) BP-SEBS, SBS-SEBS	AlphaGuard MTS Fluid Applied Roof System	-67.5
SC-305.	Min. 22 ga., Type B, Grade 40 steel; 6 ft span; #12 HWH Tek's 5, 6" o.c.	Min. 0.5-inch DensDeck Prime	Tremco #14 HD Fastener with Tremco 3" Metal Insulation Plate or Dekfast DF-#14-PH3 with Dekfast PLT-R-3	1 per 2.0 ft ²	(Optional) ASTM D41	SBS-TA or POWERply SBS Base HW, torch-applied	<u>Insulation Layer(s)</u> : One or more, min. 1-inch Trisotech G or Trisotech CGF <u>Coverboard</u> : Min. 0.5-inch DEXcell FA Glass Mat Roof Board, DensDeck Prime or SECUROCK Gypsum Fiber Roof Board or min. 7/16-inch DEXcell Cement Roof Board	PSFA	BP-SEBS, SBS-SEBS	(Optional) BP-SEBS, SBS-SEBS	AlphaGuard MTS Fluid Applied Roof System	-67.5
SC-306.	Min. 22 ga., Type B, Grade 40 steel; 6 ft span; #12 HWH Tek's 5, 6" o.c.	Min. 0.5-inch DEXcell FA Glass Mat Roof Board	Dekfast DF-#14-PH3 with Dekfast PLT-R-3	1 per 2.0 ft ²	None	BP-CA5 or SBS-CA5	<u>Insulation Layer(s)</u> : One or more, min. 1-inch Trisotech G or Trisotech CGF <u>Coverboard</u> : Min. 0.5-inch DEXcell FA Glass Mat Roof Board, DensDeck Prime or SECUROCK Gypsum Fiber Roof Board or min. 7/16-inch DEXcell Cement Roof Board	PSFA	BP-SEBS, SBS-SEBS	(Optional) BP-SEBS, SBS-SEBS	AlphaGuard MTS Fluid Applied Roof System	-67.5

TABLE 2d: STEEL DECKS - NEW CONSTRUCTION, REROOF (TEAR-OFF)
SYSTEM TYPE B-2: MECHANICALLY ATTACHED THERMAL BARRIER, BONDED VAPOR BARRIER, BONDED INSULATION, BONDED ROOF COVER

System No.	Deck (Note 1)	Thermal Barrier			Primer	Vapor Barrier (Note 15)	Insulation Layer(s)		Roof Cover (Note 15)			MDP (psf)
		Type	Fastener (Note 2, Note 11)	Attach			Type	Attach (Notes 6,7,8)	Base Ply	Ply	LARS	
SC-307.	Min. 22 ga., Type B, Grade 40 steel; 6 ft span; #12 HWH Tek 5, 6" o.c.	Min. 0.5-inch DEXcell FA Glass Mat Roof Board	Dekfast DF-#14-PH3 with Dekfast PLT-R-3	1 per 2.0 ft ²	(Optional) ASTM D41	SBS-TA or POWERply SBS Base HW, torch-applied	Insulation Layer(s): One or more, min. 1-inch Trisotech G or Trisotech CGF Coverboard: Min. 0.5-inch DEXcell FA Glass Mat Roof Board, DensDeck Prime or SECUROCK Gypsum Fiber Roof Board or min. 7/16-inch DEXcell Cement Roof Board	PSFA	BP-SEBS, SBS-SEBS	(Optional) BP-SEBS, SBS-SEBS	AlphaGuard MTS Fluid Applied Roof System	-67.5
SC-308.	Min. 22 ga., Type B, Grade 40 steel; 6 ft span; #12 HWH Tek 5, 6" o.c.	Min. 0.5-inch SECUROCK Gypsum-Fiber Roof Board	Tremco #14 HD Fastener with Tremco 3" Metal Insulation Plate	1 per 2.0 ft ²	None	BP-CA5 or SBS-CA5	Insulation Layer(s): One or more, min. 1-inch Trisotech G or Trisotech CGF Coverboard: Min. 0.5-inch DEXcell FA Glass Mat Roof Board, DensDeck Prime or SECUROCK Gypsum Fiber Roof Board or min. 7/16-inch DEXcell Cement Roof Board	PSFA	BP-SEBS, SBS-SEBS	(Optional) BP-SEBS, SBS-SEBS	AlphaGuard MTS Fluid Applied Roof System	-67.5
SC-309.	Min. 22 ga., Type B, Grade 40 steel; 6 ft span; #12 HWH Tek 5, 6" o.c.	Min. 0.5-inch SECUROCK Gypsum-Fiber Roof Board	Tremco #14 HD Fastener with Tremco 3" Metal Insulation Plate	1 per 2.0 ft ²	(Optional) ASTM D41	SBS-TA or POWERply SBS Base HW, torch-applied	Insulation Layer(s): One or more, min. 1-inch Trisotech G or Trisotech CGF Coverboard: Min. 0.5-inch DEXcell FA Glass Mat Roof Board, DensDeck Prime or SECUROCK Gypsum Fiber Roof Board or min. 7/16-inch DEXcell Cement Roof Board	PSFA	BP-SEBS, SBS-SEBS	(Optional) BP-SEBS, SBS-SEBS	AlphaGuard MTS Fluid Applied Roof System	-67.5
SC-310.	Min. 22 ga., Type B, Grade 40 steel; 6 ft span, #12 HWH Tek 5 with 3/4" washers, 6" o.c.	Min. 0.5-inch SECUROCK Gypsum-Fiber Roof Board	Tremco #14 HD Fastener with Tremco 3" Metal Insulation Plate or Dekfast DF-#14-PH3 with Dekfast PLT-R-3	1 per 1.3 ft ²	None	BP-CA5 or SBS-CA5	Insulation Layer(s): One or more, min. 1-inch Trisotech G or Trisotech CGF Coverboard: Min. 0.5-inch DensDeck Prime or SECUROCK Gypsum Fiber Roof Board or min. 7/16-inch DEXcell Cement Roof Board	PSFA, 6-inch o.c.	BP-SEBS, SBS-SEBS	(Optional) BP-SEBS, SBS-SEBS	AlphaGuard MTS Fluid Applied Roof System	-90.0
SC-311.	Min. 22 ga., Type B, Grade 40 steel; 6 ft span, #12 HWH Tek 5 with 3/4" washers, 6" o.c.	Min. 0.5-inch SECUROCK Gypsum-Fiber Roof Board	Tremco #14 HD Fastener with Tremco 3" Metal Insulation Plate or Dekfast DF-#14-PH3 with Dekfast PLT-R-3	1 per 1.3 ft ²	(Optional) ASTM D41	SBS-TA or POWERply SBS Base HW, torch-applied	Insulation Layer(s): One or more, min. 1-inch Trisotech G or Trisotech CGF Coverboard: Min. 0.5-inch DensDeck Prime or SECUROCK Gypsum Fiber Roof Board or min. 7/16-inch DEXcell Cement Roof Board	PSFA, 6-inch o.c.	BP-SEBS, SBS-SEBS	(Optional) BP-SEBS, SBS-SEBS	AlphaGuard MTS Fluid Applied Roof System	-90.0

TORCH-APPLIED BASE PLY:

TABLE 2d: STEEL DECKS - NEW CONSTRUCTION, REROOF (TEAR-OFF)
SYSTEM TYPE B-2: MECHANICALLY ATTACHED THERMAL BARRIER, BONDED VAPOR BARRIER, BONDED INSULATION, BONDED ROOF COVER

System No.	Deck (Note 1)	Thermal Barrier			Primer	Vapor Barrier (Note 15)	Insulation Layer(s)		Roof Cover (Note 15)			MDP (psf)
		Type	Fastener (Note 2, Note 11)	Attach			Type	Attach (Notes 6,7,8)	Base Ply	Ply	LARS	
SC-312.	Min. 22 ga., Type B, Grade 40 steel; 6 ft span; #12 HWH Tek 5, 6" o.c.	Min. 0.5-inch SECUROCK Gypsum-Fiber Roof Board	Tremco #15 EHD Fastener with Tremco 3" Metal Insulation Plate	1 per 2.0 ft ²	Tremco AVC Membrane Primer	Tremco AVC Membrane	<u>Insulation Layer(s)</u> : (Optional) One or more, min. 1-inch Trisotech G, Trisotech CGF or Trisotech <u>Coverboard</u> : Min. 0.5-inch DensDeck Prime or SECUROCK Gypsum Fiber Roof Board	LRFIA or LRFIA(BG)	SBS-TA	(Optional) SBS-TA	AlphaGuard MTS Fluid Applied Roof System	-52.5
SC-313.	Min. 22 ga., Type B, Grade 40 steel; 6 ft span; #12 HWH Tek 5, 6" o.c.	Min. 0.5-inch SECUROCK Gypsum-Fiber Roof Board	Tremco #15 EHD Fastener with Tremco 3" Metal Insulation Plate	1 per 2.0 ft ²	Tremco AVC Membrane Primer or AVC Membrane Primer (WB)	Tremco AVC Max	<u>Insulation Layer(s)</u> : (Optional) One or more, min. 1-inch Trisotech G, Trisotech CGF or Trisotech <u>Coverboard</u> : Min. 0.5-inch DensDeck Prime or SECUROCK Gypsum Fiber Roof Board	LRFIA or LRFIA(BG)	SBS-TA	(Optional) SBS-TA	AlphaGuard MTS Fluid Applied Roof System	-52.5
SC-314.	Min. 22 ga., Type B, Grade 40 steel; 6 ft span; #12 HWH Tek 5, 6" o.c.	Min. 0.5-inch DEXcell FA Glass Mat Roof Board, DensDeck Prime or SECUROCK Gypsum-Fiber Roof Board	Tremco #14 HD Fastener with Tremco 3" Metal Insulation Plate or Dekfast DF-#14-PH3 with Dekfast PLT-R-3	1 per 1.8 ft ²	None	BP-CA5 or SBS-CA5	<u>Insulation Layer(s)</u> : One or more, min. 1-inch Trisotech G, Trisotech CGF, Trisotech, EnergyGuard Polyiso Insulation, H-Shield, ISO 95+ GL, Multi-Max FA3, RESISTA or UltraMax or Styrofoam Brand Roofmate, Highload 60 or Plazamate <u>Coverboard</u> : Min. 0.25-inch SECUROCK Gypsum-Fiber Roof Board	LRFIA or LRFIA(BG)	SBS-TA	(Optional) SBS-TA	AlphaGuard MTS Fluid Applied Roof System	-60.0
SC-315.	Min. 22 ga., Type B, Grade 40 steel; 6 ft span; #12 HWH Tek 5, 6" o.c.	Min. 0.5-inch DEXcell FA Glass Mat Roof Board, DensDeck Prime or SECUROCK Gypsum-Fiber Roof Board	Tremco #14 HD Fastener with Tremco 3" Metal Insulation Plate or Dekfast DF-#14-PH3 with Dekfast PLT-R-3	1 per 1.8 ft ²	(Optional) ASTM D41	SBS-TA or POWERply SBS Base HW, torch-applied	<u>Insulation Layer(s)</u> : One or more, min. 1-inch Trisotech G, Trisotech CGF, Trisotech, EnergyGuard Polyiso Insulation, H-Shield, ISO 95+ GL, Multi-Max FA3, RESISTA or UltraMax or Styrofoam Brand Roofmate, Highload 60 or Plazamate <u>Coverboard</u> : Min. 0.25-inch SECUROCK Gypsum-Fiber Roof Board	LRFIA or LRFIA(BG)	SBS-TA	(Optional) SBS-TA	AlphaGuard MTS Fluid Applied Roof System	-60.0
SC-316.	Min. 22 ga., Type B, Grade 40 steel; 6 ft span; #12 HWH Tek 5, 6" o.c.	Min. 0.5-inch DensDeck Prime	Tremco #14 HD Fastener with Tremco 3" Metal Insulation Plate or Dekfast DF-#14-PH3 with Dekfast PLT-R-3	1 per 2.0 ft ²	None	BP-CA5 or SBS-CA5	<u>Insulation Layer(s)</u> : One or more, min. 1-inch Trisotech G, Trisotech CGF, Trisotech, EnergyGuard Polyiso Insulation, H-Shield, ISO 95+ GL, Multi-Max FA3, RESISTA or UltraMax or Styrofoam Brand Roofmate, Highload 60 or Plazamate <u>Coverboard</u> : Min. 0.5-inch DensDeck Prime, DEXcell FA Glass Mat Roof Board, SECUROCK Gypsum-Fiber Roof Board or SECUROCK Cement Roof Board or min. 7/16-inch DEXcell Cement Roof Board	LRFIA or LRFIA(BG)	SBS-TA	(Optional) SBS-TA	AlphaGuard MTS Fluid Applied Roof System	-67.5

TABLE 2d: STEEL DECKS - NEW CONSTRUCTION, REROOF (TEAR-OFF)
SYSTEM TYPE B-2: MECHANICALLY ATTACHED THERMAL BARRIER, BONDED VAPOR BARRIER, BONDED INSULATION, BONDED ROOF COVER

System No.	Deck (Note 1)	Thermal Barrier			Primer	Vapor Barrier (Note 15)	Insulation Layer(s)		Roof Cover (Note 15)			MDP (psf)
		Type	Fastener (Note 2, Note 11)	Attach			Type	Attach (Notes 6,7,8)	Base Ply	Ply	LARS	
SC-317.	Min. 22 ga., Type B, Grade 40 steel; 6 ft span; #12 HWH Tekes 5, 6" o.c.	Min. 0.5-inch DensDeck Prime	Tremco #14 HD Fastener with Tremco 3" Metal Insulation Plate or Dekfast DF-#14-PH3 with Dekfast PLT-R-3	1 per 2.0 ft ²	(Optional) ASTM D41	SBS-TA or POWERply SBS Base HW, torch-applied	Insulation Layer(s): One or more, min. 1-inch Trisotech G, Trisotech CGF, Trisotech, EnergyGuard Polyiso Insulation, H-Shield, ISO 95+ GL, Multi-Max FA3, RESISTA or UltraMax or Styrofoam Brand Roofmate, Highload 60 or Plazamate Coverboard: Min. 0.5-inch DensDeck Prime, DEXCell FA Glass Mat Roof Board, SECUROCK Gypsum-Fiber Roof Board or SECUROCK Cement Roof Board or min. 7/16-inch DEXcell Cement Roof Board	LRFIA or LRFIA(BG)	SBS-TA	(Optional) SBS-TA	AlphaGuard MTS Fluid Applied Roof System	-67.5
SC-318.	Min. 22 ga., Type B, Grade 40 steel; 6 ft span; #12 HWH Tekes 5, 6" o.c.	Min. 0.5-inch DEXcell FA Glass Mat Roof Board	Dekfast DF-#14-PH3 with Dekfast PLT-R-3	1 per 2.0 ft ²	None	BP-CA5 or SBS-CA5	Insulation Layer(s): One or more, min. 1-inch Trisotech G, Trisotech CGF, Trisotech, EnergyGuard Polyiso Insulation, H-Shield, ISO 95+ GL, Multi-Max FA3, RESISTA or UltraMax or Styrofoam Brand Roofmate, Highload 60 or Plazamate Coverboard: Min. 0.5-inch DensDeck Prime, DEXCell FA Glass Mat Roof Board, SECUROCK Gypsum-Fiber Roof Board or SECUROCK Cement Roof Board or min. 7/16-inch DEXcell Cement Roof Board	LRFIA or LRFIA(BG)	SBS-TA	(Optional) SBS-TA	AlphaGuard MTS Fluid Applied Roof System	-67.5
SC-319.	Min. 22 ga., Type B, Grade 40 steel; 6 ft span; #12 HWH Tekes 5, 6" o.c.	Min. 0.5-inch DEXcell FA Glass Mat Roof Board	Dekfast DF-#14-PH3 with Dekfast PLT-R-3	1 per 2.0 ft ²	(Optional) ASTM D41	SBS-TA or POWERply SBS Base HW, torch-applied	Insulation Layer(s): One or more, min. 1-inch Trisotech G, Trisotech CGF, Trisotech, EnergyGuard Polyiso Insulation, H-Shield, ISO 95+ GL, Multi-Max FA3, RESISTA or UltraMax or Styrofoam Brand Roofmate, Highload 60 or Plazamate Coverboard: Min. 0.5-inch DensDeck Prime, DEXCell FA Glass Mat Roof Board, SECUROCK Gypsum-Fiber Roof Board or SECUROCK Cement Roof Board or min. 7/16-inch DEXcell Cement Roof Board	LRFIA or LRFIA(BG)	SBS-TA	(Optional) SBS-TA	AlphaGuard MTS Fluid Applied Roof System	-67.5
SC-320.	Min. 22 ga., Type B, Grade 40 steel; 6 ft span; #12 HWH Tekes 5, 6" o.c.	Min. 0.5-inch SECUROCK Gypsum-Fiber Roof Board	Tremco #14 HD Fastener with Tremco 3" Metal Insulation Plate	1 per 2.0 ft ²	None	BP-CA5 or SBS-CA5	Insulation Layer(s): One or more, min. 1-inch Trisotech G, Trisotech CGF, Trisotech, EnergyGuard Polyiso Insulation, H-Shield, ISO 95+ GL, Multi-Max FA3, RESISTA or UltraMax or Styrofoam Brand Roofmate, Highload 60 or Plazamate Coverboard: Min. 0.5-inch DensDeck Prime, DEXCell FA Glass Mat Roof Board, SECUROCK Gypsum-Fiber Roof Board or SECUROCK Cement Roof Board or min. 7/16-inch DEXcell Cement Roof Board	LRFIA or LRFIA(BG)	SBS-TA	(Optional) SBS-TA	AlphaGuard MTS Fluid Applied Roof System	-67.5

TABLE 2d: STEEL DECKS - NEW CONSTRUCTION, REROOF (TEAR-OFF)
SYSTEM TYPE B-2: MECHANICALLY ATTACHED THERMAL BARRIER, BONDED VAPOR BARRIER, BONDED INSULATION, BONDED ROOF COVER

System No.	Deck (Note 1)	Thermal Barrier			Primer	Vapor Barrier (Note 15)	Insulation Layer(s)		Roof Cover (Note 15)			MDP (psf)
		Type	Fastener (Note 2, Note 11)	Attach			Type	Attach (Notes 6,7,8)	Base Ply	Ply	LARS	
SC-321.	Min. 22 ga., Type B, Grade 40 steel; 6 ft span; #12 HWH Tek 5, 6" o.c.	Min. 0.5-inch SECUROCK Gypsum-Fiber Roof Board	Tremco #14 HD Fastener with Tremco 3" Metal Insulation Plate	1 per 2.0 ft ²	(Optional) ASTM D41	SBS-TA or POWERply SBS Base HW, torch-applied	Insulation Layer(s): One or more, min. 1-inch Trisotech G, Trisotech CGF, Trisotech, EnergyGuard Polyiso Insulation, H-Shield, ISO 95+ GL, Multi-Max FA3, RESISTA or UltraMax or Styrofoam Brand Roofmate, Highload 60 or Plazamate Coverboard: Min. 0.5-inch DensDeck Prime, DEXcell FA Glass Mat Roof Board, SECUROCK Gypsum-Fiber Roof Board or SECUROCK Cement Roof Board or min. 7/16-inch DEXcell Cement Roof Board	LRFIA or LRFIA(BG)	SBS-TA	(Optional) SBS-TA	AlphaGuard MTS Fluid Applied Roof System	-67.5
SC-322.	Min. 22 ga., Type B, Grade 40 steel; 6 ft span, #12 HWH Tek 5 with 3/4" washers, 6" o.c.	Min. 0.5-inch SECUROCK Gypsum-Fiber Roof Board	Tremco #14 HD Fastener with Tremco 3" Metal Insulation Plate or Dekfast DF-#14-PH3 with Dekfast PLT-R-3	1 per 1.3 ft ²	None	BP-CA5 or SBS-CA5	Insulation Layer(s): One or more, min. 1-inch Trisotech G, Trisotech CGF, Trisotech, EnergyGuard Polyiso Insulation, H-Shield, ISO 95+ GL, Multi-Max FA3, RESISTA or UltraMax or Styrofoam Brand Roofmate, Highload 60 or Plazamate Coverboard: Min. 0.5-inch DensDeck Prime, SECUROCK Gypsum Fiber Roof Board or SECUROCK Cement Roof Board or min. 7/16-inch DEXcell Cement Roof Board	LRFIA or LRFIA(BG), 6-inch o.c.	SBS-TA	(Optional) SBS-TA	AlphaGuard MTS Fluid Applied Roof System	-90.0
SC-323.	Min. 22 ga., Type B, Grade 40 steel; 6 ft span, #12 HWH Tek 5 with 3/4" washers, 6" o.c.	Min. 0.5-inch SECUROCK Gypsum-Fiber Roof Board	Tremco #14 HD Fastener with Tremco 3" Metal Insulation Plate or Dekfast DF-#14-PH3 with Dekfast PLT-R-3	1 per 1.3 ft ²	(Optional) ASTM D41	SBS-TA or POWERply SBS Base HW, torch-applied	Insulation Layer(s): One or more, min. 1-inch Trisotech G, Trisotech CGF, Trisotech, EnergyGuard Polyiso Insulation, H-Shield, ISO 95+ GL, Multi-Max FA3, RESISTA or UltraMax or Styrofoam Brand Roofmate, Highload 60 or Plazamate Coverboard: Min. 0.5-inch DensDeck Prime, SECUROCK Gypsum Fiber Roof Board or SECUROCK Cement Roof Board or min. 7/16-inch DEXcell Cement Roof Board	LRFIA or LRFIA(BG), 6-inch o.c.	SBS-TA	(Optional) SBS-TA	AlphaGuard MTS Fluid Applied Roof System	-90.0
SC-324.	Min. 22 ga., Type B, Grade 40 steel; 6 ft span; #12 HWH Tek 5, 6" o.c.	Min. 0.5-inch SECUROCK Gypsum-Fiber Roof Board	Tremco #15 EHD Fastener with Tremco 3" Metal Insulation Plate	1 per 2.0 ft ²	Tremco AVC Membrane Primer or AVC Membrane Primer (WB)	Tremco AVC Max	Insulation Layer(s): (Optional) One or more, min. 1-inch Trisotech G or Trisotech CGF Coverboard: Min. 0.5-inch DensDeck Prime or SECUROCK Gypsum Fiber Roof Board	PSFA	SBS-TA	(Optional) SBS-TA	AlphaGuard MTS Fluid Applied Roof System	-52.5

TABLE 2d: STEEL DECKS - NEW CONSTRUCTION, REROOF (TEAR-OFF)
SYSTEM TYPE B-2: MECHANICALLY ATTACHED THERMAL BARRIER, BONDED VAPOR BARRIER, BONDED INSULATION, BONDED ROOF COVER

System No.	Deck (Note 1)	Thermal Barrier			Primer	Vapor Barrier (Note 15)	Insulation Layer(s)		Roof Cover (Note 15)			MDP (psf)
		Type	Fastener (Note 2, Note 11)	Attach			Type	Attach (Notes 6,7,8)	Base Ply	Ply	LARS	
SC-325.	Min. 22 ga., Type B, Grade 40 steel; 6 ft span; #12 HWH Tek 5, 6" o.c.	Min. 0.5-inch DEXcell FA Glass Mat Roof Board, DensDeck Prime or SECUROCK Gypsum-Fiber Roof Board	Tremco #14 HD Fastener with Tremco 3" Metal Insulation Plate or Dekfast DF-#14-PH3 with Dekfast PLT-R-3	1 per 1.8 ft ²	None	BP-CA5 or SBS-CA5	<u>Insulation Layer(s)</u> : One or more, min. 1-inch Trisotech G or Trisotech CGF <u>Coverboard</u> : Min. 0.25-inch SECUROCK Gypsum-Fiber Roof Board	PSFA	SBS-TA	(Optional) SBS-TA	AlphaGuard MTS Fluid Applied Roof System	-60.0
SC-326.	Min. 22 ga., Type B, Grade 40 steel; 6 ft span; #12 HWH Tek 5, 6" o.c.	Min. 0.5-inch DEXcell FA Glass Mat Roof Board, DensDeck Prime or SECUROCK Gypsum-Fiber Roof Board	Tremco #14 HD Fastener with Tremco 3" Metal Insulation Plate or Dekfast DF-#14-PH3 with Dekfast PLT-R-3	1 per 1.8 ft ²	(Optional) ASTM D41	SBS-TA or POWERply SBS Base HW, torch-applied	<u>Insulation Layer(s)</u> : One or more, min. 1- Trisotech G or Trisotech CGF <u>Coverboard</u> : Min. 0.25-inch SECUROCK Gypsum-Fiber Roof Board	PSFA	SBS-TA	(Optional) SBS-TA	AlphaGuard MTS Fluid Applied Roof System	-60.0
SC-327.	Min. 22 ga., Type B, Grade 40 steel; 6 ft span; #12 HWH Tek 5, 6" o.c.	Min. 0.5-inch DensDeck Prime	Tremco #14 HD Fastener with Tremco 3" Metal Insulation Plate or Dekfast DF-#14-PH3 with Dekfast PLT-R-3	1 per 2.0 ft ²	None	BP-CA5 or SBS-CA5	<u>Insulation Layer(s)</u> : One or more, min. 1-inch Trisotech G or Trisotech CGF <u>Coverboard</u> : Min. 0.5-inch DensDeck Prime, DEXCell FA Glass Mat Roof Board or SECUROCK Gypsum-Fiber Roof Board or min. 7/16-inch DEXcell Cement Roof Board	PSFA	SBS-TA	(Optional) SBS-TA	AlphaGuard MTS Fluid Applied Roof System	-67.5
SC-328.	Min. 22 ga., Type B, Grade 40 steel; 6 ft span; #12 HWH Tek 5, 6" o.c.	Min. 0.5-inch DensDeck Prime	Tremco #14 HD Fastener with Tremco 3" Metal Insulation Plate or Dekfast DF-#14-PH3 with Dekfast PLT-R-3	1 per 2.0 ft ²	(Optional) ASTM D41	SBS-TA or POWERply SBS Base HW, torch-applied	<u>Insulation Layer(s)</u> : One or more, min. 1-inch Trisotech G or Trisotech CGF <u>Coverboard</u> : Min. 0.5-inch DensDeck Prime, DEXCell FA Glass Mat Roof Board or SECUROCK Gypsum-Fiber Roof Board or min. 7/16-inch DEXcell Cement Roof Board	PSFA	SBS-TA	(Optional) SBS-TA	AlphaGuard MTS Fluid Applied Roof System	-67.5
SC-329.	Min. 22 ga., Type B, Grade 40 steel; 6 ft span; #12 HWH Tek 5, 6" o.c.	Min. 0.5-inch DEXcell FA Glass Mat Roof Board	Dekfast DF-#14-PH3 with Dekfast PLT-R-3	1 per 2.0 ft ²	None	BP-CA5 or SBS-CA5	<u>Insulation Layer(s)</u> : One or more, min. 1-inch Trisotech G or Trisotech CGF <u>Coverboard</u> : Min. 0.5-inch DensDeck Prime, DEXCell FA Glass Mat Roof Board or SECUROCK Gypsum-Fiber Roof Board or min. 7/16-inch DEXcell Cement Roof Board	PSFA	SBS-TA	(Optional) SBS-TA	AlphaGuard MTS Fluid Applied Roof System	-67.5

TABLE 2d: STEEL DECKS - NEW CONSTRUCTION, REROOF (TEAR-OFF)
SYSTEM TYPE B-2: MECHANICALLY ATTACHED THERMAL BARRIER, BONDED VAPOR BARRIER, BONDED INSULATION, BONDED ROOF COVER

System No.	Deck (Note 1)	Thermal Barrier			Primer	Vapor Barrier (Note 15)	Insulation Layer(s)		Roof Cover (Note 15)			MDP (psf)
		Type	Fastener (Note 2, Note 11)	Attach			Type	Attach (Notes 6,7,8)	Base Ply	Ply	LARS	
SC-330.	Min. 22 ga., Type B, Grade 40 steel; 6 ft span; #12 HWH Tek 5, 6" o.c.	Min. 0.5-inch DEXcell FA Glass Mat Roof Board	Dekfast DF-#14-PH3 with Dekfast PLT-R-3	1 per 2.0 ft ²	(Optional) ASTM D41	SBS-TA or POWERply SBS Base HW, torch-applied	Insulation Layer(s): One or more, min. 1-inch Trisotech G or Trisotech CGF Coverboard: Min. 0.5-inch DensDeck Prime, DEXCell FA Glass Mat Roof Board or SECUROCK Gypsum-Fiber Roof Board or min. 7/16-inch DEXcell Cement Roof Board	PSFA	SBS-TA	(Optional) SBS-TA	AlphaGuard MTS Fluid Applied Roof System	-67.5
SC-331.	Min. 22 ga., Type B, Grade 40 steel; 6 ft span; #12 HWH Tek 5, 6" o.c.	Min. 0.5-inch SECUROCK Gypsum-Fiber Roof Board	Tremco #14 HD Fastener with Tremco 3" Metal Insulation Plate	1 per 2.0 ft ²	None	BP-CA5 or SBS-CA5	Insulation Layer(s): One or more, min. 1-inch Trisotech G or Trisotech CGF Coverboard: Min. 0.5-inch DensDeck Prime, DEXCell FA Glass Mat Roof Board or SECUROCK Gypsum-Fiber Roof Board or min. 7/16-inch DEXcell Cement Roof Board	PSFA	SBS-TA	(Optional) SBS-TA	AlphaGuard MTS Fluid Applied Roof System	-67.5
SC-332.	Min. 22 ga., Type B, Grade 40 steel; 6 ft span; #12 HWH Tek 5, 6" o.c.	Min. 0.5-inch SECUROCK Gypsum-Fiber Roof Board	Tremco #14 HD Fastener with Tremco 3" Metal Insulation Plate	1 per 2.0 ft ²	(Optional) ASTM D41	SBS-TA or POWERply SBS Base HW, torch-applied	Insulation Layer(s): One or more, min. 1-inch Trisotech G or Trisotech CGF Coverboard: Min. 0.5-inch DensDeck Prime, DEXCell FA Glass Mat Roof Board or SECUROCK Gypsum-Fiber Roof Board or min. 7/16-inch DEXcell Cement Roof Board	PSFA	SBS-TA	(Optional) SBS-TA	AlphaGuard MTS Fluid Applied Roof System	-67.5
SC-333.	Min. 22 ga., Type B, Grade 40 steel; 6 ft span, #12 HWH Tek 5 with 3/4" washers, 6" o.c.	Min. 0.5-inch SECUROCK Gypsum-Fiber Roof Board	Tremco #14 HD Fastener with Tremco 3" Metal Insulation Plate or Dekfast DF-#14-PH3 with Dekfast PLT-R-3	1 per 1.3 ft ²	None	BP-CA5 or SBS-CA5	Insulation Layer(s): One or more, min. 1-inch Trisotech G or Trisotech CGF Coverboard: Min. 0.5-inch DensDeck Prime or SECUROCK Gypsum-Fiber Roof Board or min. 7/16-inch DEXcell Cement Roof Board	PSFA, 6-inch o.c.	SBS-TA	(Optional) SBS-TA	AlphaGuard MTS Fluid Applied Roof System	-90.0
SC-334.	Min. 22 ga., Type B, Grade 40 steel; 6 ft span, #12 HWH Tek 5 with 3/4" washers, 6" o.c.	Min. 0.5-inch SECUROCK Gypsum-Fiber Roof Board	Tremco #14 HD Fastener with Tremco 3" Metal Insulation Plate or Dekfast DF-#14-PH3 with Dekfast PLT-R-3	1 per 1.3 ft ²	(Optional) ASTM D41	SBS-TA or POWERply SBS Base HW, torch-applied	Insulation Layer(s): One or more, min. 1-inch Trisotech G or Trisotech CGF Coverboard: Min. 0.5-inch DensDeck Prime or SECUROCK Gypsum-Fiber Roof Board or min. 7/16-inch DEXcell Cement Roof Board	PSFA, 6-inch o.c.	SBS-TA	(Optional) SBS-TA	AlphaGuard MTS Fluid Applied Roof System	-90.0

TABLE 2E: STEEL OR CONCRETE DECKS - NEW CONSTRUCTION OR REROOF (TEAR-OFF) OR RECOVER
SYSTEM TYPE C-1: MECHANICALLY ATTACHED INSULATION, BONDED ROOF COVER

System No.	Deck (Note 1)	Base Insulation (Note 3, Note 13)	Top Insulation			Roof Cover (Note 15)			MDP (psf)	
			Type	Fasten (Note 2, Note 11)	Attach	Base Ply	Base Ply	LARS		
BURMASTIC ADHESIVE MC APPLIED BASE PLY:										
SC-335.	Min. 22 ga., type B, Grade 33 steel; 6 ft span; #12 HWH Tek 5, 6" o.c. or min. 2,500 psi structural concrete	One or more layers, any combination, min. 1.5-inch total thickness, loose laid	Min. 0.5-inch DensDeck Prime or SECUROCK Gypsum-Fiber Roof Board	Note 2		1 per 1.6 ft ²	BP-CA6 or SBS-CA6	(Optional) One or more BP-CA6 or SBS-CA6	AlphaGuard MTS Fluid Applied Roof System	-60.0
SC-336.	Min. 22 ga., type B, Grade 40 steel; 6 ft span; 5/8" puddle welds, 6" o.c.	One or more layers, any combination, min. 1.5-inch total thickness, loose laid	Min. 1-inch Roxul MonoBoard Plus or Min. 2-inch TopRock DD Plus	Tremco #15 EHD Fastener with Trufast Coiled Batten Bar-Deep Well (BB-20R-3-DW)		12-inch o.c. through bars spaced 18-inch o.c.	BP-CA6 or SBS-CA6	(Optional) One or more BP-CA6 or SBS-CA6	AlphaGuard MTS Fluid Applied Roof System	-67.5
SC-337.	Min. 22 ga., type B, Grade 80 steel; 6 ft span, #12 HWH Tek 5 with 3/4" washers, 6" o.c.	One or more layers, any combination, min. 1.5-inch total thickness, loose laid	Min. 0.125-inch TremBoard AC	Dekfast DF-#15-PH3 with Dekfast PLT-R-3, Tremco #1510 XHD Fastener with Tremco Disc Ribbed 3 in. Steel Stress Plate or Tremco #15 EHD with Tremco 3" Metal Insulation Plate		1 per 2.0 ft ²	BP-CA6 or SBS-CA6	(Optional) One or more BP-CA6 or SBS-CA6	AlphaGuard MTS Fluid Applied Roof System	-67.5
SC-338.	Min. 22 ga., type B, Grade 80 steel; 6 ft span; #12 HWH Tek 5 with 3/4" washers, 6" o.c.	One or more layers, any combination, min. 1.5-inch total thickness, loose laid	Min. 0.5-inch DensDeck Prime	Tremco #1510 XHD Fastener with Tremco Disc Ribbed 3 in. Steel Stress Plate or Tremco #15 EHD with Tremco 3" Metal Insulation Plate		1 per 2.0 ft ²	BP-CA6 or SBS-CA6	(Optional) One or more BP-CA6 or SBS-CA6	AlphaGuard MTS Fluid Applied Roof System	-75.0
SC-339.	Min. 22 ga., type B, Grade 80 steel; 6 ft span; #12 HWH Tek 5 with 3/4" washers, 6" o.c.	One or more layers, any combination, min. 1.5-inch total thickness, loose laid	Min. 0.5-inch SECUROCK Gypsum-Fiber Roof Board	Tremco #15 EHD with Tremco 3" Metal Insulation Plate		1 per 2.0 ft ²	BP-CA6 or SBS-CA6	(Optional) One or more BP-CA6 or SBS-CA6	AlphaGuard MTS Fluid Applied Roof System	-75.0
SC-340.	Min. 22 ga., type B, Grade 33 steel; 6 ft span, two (2) #12 HWH Tek 5 with 3/4" washers, 6" o.c. or min. 2,500 psi structural concrete	One or more layers, any combination, min. 1.5-inch total thickness, loose laid	Min. 0.5-inch DensDeck Prime or SECUROCK Gypsum-Fiber Roof Board	Tremco #14 HD Fastener with Tremco 3" Metal Insulation Plate		1 per 1.3 ft ²	BP-CA6 or SBS-CA6	(Optional) One or more BP-CA6 or SBS-CA6	AlphaGuard MTS Fluid Applied Roof System	-97.5
POWERPLY ENDURE BIO ADHESIVE TF APPLIED BASE PLY:										
SC-341.	Min. 22 ga., type B, Grade 33 steel; 6 ft span; #12 HWH Tek 5, 6" o.c. or min. 2,500 psi structural concrete	One or more layers, any combination, min. 1.5-inch total thickness, loose laid	Min. 0.5-inch DensDeck Prime or SECUROCK Gypsum-Fiber Roof Board	Note 2		1 per 1.6 ft ²	BP-CA5, SBS-CA5	(Optional) One or more BP-CA5, SBS-CA5	AlphaGuard MTS Fluid Applied Roof System	-60.0
SC-342.	Min. 22 ga., type B, Grade 80 steel; 6 ft span, #12 HWH Tek 5 with 3/4" washers, 6" o.c.	One or more layers, any combination, min. 1.5-inch total thickness, loose laid	Min. 0.125-inch TremBoard AC or STURDY-DEK Asphaltic Coverboard	Dekfast DF-#15-PH3 with Dekfast PLT-R-3, Tremco #1510 XHD Fastener with Tremco Disc Ribbed 3 in. Steel Stress Plate, Tremco #15 EHD with Tremco 3" Metal Insulation Plate		1 per 2.0 ft ²	BP-CA5, SBS-CA5	(Optional) One or more BP-CA5, SBS-CA5	AlphaGuard MTS Fluid Applied Roof System	-67.5

TABLE 2E: STEEL OR CONCRETE DECKS - NEW CONSTRUCTION OR REROOF (TEAR-OFF) OR RECOVER
SYSTEM TYPE C-1: MECHANICALLY ATTACHED INSULATION, BONDED ROOF COVER

System No.	Deck (Note 1)	Base Insulation (Note 3, Note 13)	Top Insulation			Roof Cover (Note 15)			MDP (psf)
			Type	Fasten (Note 2, Note 11)	Attach	Base Ply	Base Ply	LARS	
SC-343.	Min. 22 ga., type B, Grade 80 steel; 6 ft span; #12 HWH Tek 5 with 3/8" washers, 6" o.c.	One or more layers, any combination, min. 1.5-inch total thickness, loose laid	Min. 0.5-inch DensDeck Prime	Tremco #1510 XHD Fastener with Tremco Disc Ribbed 3 in. Steel Stress Plate or Tremco #15 EHD with Tremco 3" Metal Insulation Plate	1 per 2.0 ft ²	BP-CA5, SBS-CA5	(Optional) One or more BP-CA5, SBS-CA5	AlphaGuard MTS Fluid Applied Roof System	-75.0
SC-344.	Min. 22 ga., type B, Grade 80 steel; 6 ft span; #12 HWH Tek 5 with 3/8" washers, 6" o.c.	One or more layers, any combination, min. 1.5-inch total thickness, loose laid	Min. 0.5-inch SECUROCK Gypsum-Fiber Roof Board	Tremco #15 EHD with Tremco 3" Metal Insulation Plate	1 per 2.0 ft ²	BP-CA5, SBS-CA5	(Optional) One or more BP-CA5, SBS-CA5	AlphaGuard MTS Fluid Applied Roof System	-75.0
SC-345.	Min. 22 ga., type B, Grade 33 steel; 6 ft span, two (2) #12 HWH Tek 5 with 3/8" washers, 6" o.c. or min. 2,500 psi structural concrete	One or more layers, any combination, min. 1.5-inch total thickness, loose laid	Min. 0.5-inch Dens Deck Prime	Tremco #14 HD Fastener with Tremco 3" Metal Insulation Plate	1 per 1.3 ft ²	BP-CA5, SBS-CA5	(Optional) One or more BP-CA5, SBS-CA5	AlphaGuard MTS Fluid Applied Roof System	-82.5
SC-346.	Min. 22 ga., type B, Grade 80 steel; 6 ft span; #12 HWH Tek 5 with 3/8" washers, 6" o.c.	One or more layers, any combination, min. 1.5-inch total thickness, loose laid	Min. 0.5-inch SECUROCK Gypsum-Fiber Roof Board	Dekfast DF-#15-PH3 with Dekfast PLT-R-3, Tremco #1510 XHD Fastener with Tremco Disc Ribbed 3 in. Steel Stress Plate, Tremco #15 EHD with Tremco 3" Metal Insulation Plate	1 per 1.0 ft ²	BP-CA5, SBS-CA5	One or more BP-CA5, SBS-CA5	AlphaGuard MTS Fluid Applied Roof System	-165.0
HOT-ASPHALT-APPLIED BASE PLY:									
SC-347.	Min. 22 ga., type B, Grade 33 steel; 6 ft span; #12 HWH Tek 5, 6" o.c. or min. 2,500 psi structural concrete	One or more layers, any combination, min. 1.5-inch total thickness, loose laid	Min. 0.5-inch DensDeck Prime or SECUROCK Gypsum-Fiber Roof Board	Note 2	1 per 1.6 ft ²	BP-AA, SBS-AA	(Optional) One or more BP-AA, SBS-AA	AlphaGuard MTS Fluid Applied Roof System	-60.0
SC-348.	Min. 22 ga., type B, Grade 80 steel; 6 ft span; #12 HWH Tek 5 with 3/8" washers, 6" o.c.	One or more layers, any combination, min. 1.5-inch total thickness, loose laid	Min. 0.125-inch TremBoard AC	Dekfast DF-#15-PH3 with Dekfast PLT-R-3, Tremco #1510 XHD Fastener with Tremco Disc Ribbed 3 in. Steel Stress Plate or Tremco #15 EHD with Tremco 3" Metal Insulation Plate	1 per 2.0 ft ²	BP-AA, SBS-AA	(Optional) One or more BP-AA, SBS-AA	AlphaGuard MTS Fluid Applied Roof System	-67.5
SC-349.	Min. 22 ga., type B, Grade 80 steel; 6 ft span; #12 HWH Tek 5 with 3/8" washers, 6" o.c.	One or more layers, any combination, min. 1.5-inch total thickness, loose laid	Min. 0.5-inch DensDeck Prime	Tremco #1510 XHD Fastener with Tremco Disc Ribbed 3 in. Steel Stress Plate or Tremco #15 EHD with Tremco 3" Metal Insulation Plate	1 per 2.0 ft ²	BP-AA, SBS-AA	(Optional) One or more BP-AA, SBS-AA	AlphaGuard MTS Fluid Applied Roof System	-75.0
SC-350.	Min. 22 ga., type B, Grade 80 steel; 6 ft span; #12 HWH Tek 5 with 3/8" washers, 6" o.c.	One or more layers, any combination, min. 1.5-inch total thickness, loose laid	Min. 0.5-inch SECUROCK Gypsum-Fiber Roof Board	Tremco #15 EHD with Tremco 3" Metal Insulation Plate	1 per 2.0 ft ²	BP-AA, SBS-AA	(Optional) One or more BP-AA, SBS-AA	AlphaGuard MTS Fluid Applied Roof System	-75.0

TABLE 2E: STEEL OR CONCRETE DECKS - NEW CONSTRUCTION OR REROOF (TEAR-OFF) OR RECOVER
SYSTEM TYPE C-1: MECHANICALLY ATTACHED INSULATION, BONDED ROOF COVER

System No.	Deck (Note 1)	Base Insulation (Note 3, Note 13)	Top Insulation			Roof Cover (Note 15)			MDP (psf)
			Type	Fasten (Note 2, Note 11)	Attach	Base Ply	Base Ply	LARS	
SC-351.	Min. 22 ga., type B, Grade 33 steel; 6 ft span, two (2) #12 HWH Tekes 5 with 3/4" washers, 6" o.c. or min. 2,500 psi structural concrete	One or more layers, any combination, min. 1.5-inch total thickness, loose laid	Min. 0.5-inch DensDeck Prime	Tremco #14 HD Fastener with Tremco 3" Metal Insulation Plate	1 per 1.3 ft ²	BP-AA, SBS-AA	(Optional) One or more BP-AA, SBS-AA	AlphaGuard MTS Fluid Applied Roof System	-112.5
SC-352.	Min. 22 ga., type B, Grade 33 steel; 6 ft span, two (2) #12 HWH Tekes 5 with 3/4" washers, 6" o.c. or min. 2,500 psi structural concrete	One or more layers, any combination, min. 1.5-inch total thickness, loose laid	Min. 0.5-inch DensDeck Prime	Tremco #14 HD Fastener with Tremco 3" Metal Insulation Plate	1 per 1.0 ft ²	BP-AA, SBS-AA	One or more BP-AA, SBS-AA	AlphaGuard MTS Fluid Applied Roof System	-157.5
SC-353.	Min. 22 ga., type B, Grade 33 steel; 6 ft span, two (2) #12 HWH Tekes 5 with 3/4" washers, 6" o.c. or min. 2,500 psi structural concrete	One or more layers, any combination, min. 1.5-inch total thickness, loose laid	Min. 0.5-inch SECUROCK Gypsum-Fiber Roof Board	Tremco #14 HD Fastener with Tremco 3" Metal Insulation Plate	1 per 1.3 ft ²	BP-AA, SBS-AA	One or more BP-AA, SBS-AA	AlphaGuard MTS Fluid Applied Roof System	-157.5
SC-354.	Min. 22 ga., type B, Grade 33 steel; 6 ft span, two (2) #12 HWH Tekes 5 with 3/4" washers, 6" o.c. or min. 2,500 psi structural concrete	One or more layers, any combination, min. 1.5-inch total thickness, loose laid	Min. 0.5-inch SECUROCK Gypsum-Fiber Roof Board	Tremco #14 HD Fastener with Tremco 3" Metal Insulation Plate	1 per 1.0 ft ²	BP-AA, SBS-AA	One or more BP-AA, SBS-AA	AlphaGuard MTS Fluid Applied Roof System	-172.5
SC-355.	Min. 22 ga., type B, Grade 33 steel; 6 ft span; #12 HWH Tekes 5, 6" o.c. or min. 2,500 psi structural concrete	One or more layers, any combination, min. 1.5-inch total thickness, loose laid	Min. 0.5-inch DensDeck Prime or SECUROCK Gypsum-Fiber Roof Board	Note 2	1 per 1.6 ft ²	SBS-AA	(Optional) One or more SBS-TA	AlphaGuard MTS Fluid Applied Roof System	-60.0
SC-356.	Min. 22 ga., type B, Grade 80 steel; 6 ft span, #12 HWH Tekes 5 with 3/4" washers, 6" o.c.	One or more layers, any combination, min. 1.5-inch total thickness, loose laid	Min. 0.125-inch TremBoard AC	Dekfast DF-#15-PH3 with Dekfast PLT-R-3, Tremco #1510 XHD Fastener with Tremco Disc Ribbed 3 in. Steel Stress Plate or Tremco #15 EHD with Tremco 3" Metal Insulation Plate	1 per 2.0 ft ²	SBS-AA	(Optional) One or more SBS-TA	AlphaGuard MTS Fluid Applied Roof System	-67.5
SC-357.	Min. 22 ga., type B, Grade 80 steel; 6 ft span; #12 HWH Tekes 5 with 3/4" washers, 6" o.c.	One or more layers, any combination, min. 1.5-inch total thickness, loose laid	Min. 0.5-inch DensDeck Prime	Tremco #1510 XHD Fastener with Tremco Disc Ribbed 3 in. Steel Stress Plate or Tremco #15 EHD with Tremco 3" Metal Insulation Plate	1 per 2.0 ft ²	SBS-AA	(Optional) One or more SBS-TA	AlphaGuard MTS Fluid Applied Roof System	-75.0
SC-358.	Min. 22 ga., type B, Grade 80 steel; 6 ft span; #12 HWH Tekes 5 with 3/4" washers, 6" o.c.	One or more layers, any combination, min. 1.5-inch total thickness, loose laid	Min. 0.5-inch SECUROCK Gypsum-Fiber Roof Board	Tremco #15 EHD with Tremco 3" Metal Insulation Plate	1 per 2.0 ft ²	SBS-AA	(Optional) One or more SBS-TA	AlphaGuard MTS Fluid Applied Roof System	-75.0
SC-359.	Min. 22 ga., type B, Grade 33 steel; 6 ft span, two (2) #12 HWH Tekes 5 with 3/4" washers, 6" o.c. or min. 2,500 psi structural concrete	One or more layers, any combination, min. 1.5-inch total thickness, loose laid	Min. 0.5-inch DensDeck Prime	Tremco #14 HD Fastener with Tremco 3" Metal Insulation Plate	1 per 1.3 ft ²	SBS-AA	(Optional) One or more SBS-TA	AlphaGuard MTS Fluid Applied Roof System	-112.5

TABLE 2E: STEEL OR CONCRETE DECKS - NEW CONSTRUCTION OR REROOF (TEAR-OFF) OR RECOVER
SYSTEM TYPE C-1: MECHANICALLY ATTACHED INSULATION, BONDED ROOF COVER

System No.	Deck (Note 1)	Base Insulation (Note 3, Note 13)	Top Insulation			Roof Cover (Note 15)			MDP (psf)
			Type	Fasten (Note 2, Note 11)	Attach	Base Ply	Base Ply	LARS	
SC-360.	Min. 22 ga., type B, Grade 33 steel; 6 ft span, two (2) #12 HWH Tekes 5 with 3/4" washers, 6" o.c. or min. 2,500 psi structural concrete	One or more layers, any combination, min. 1.5-inch total thickness, loose laid	Min. 0.5-inch DensDeck Prime	Tremco #14 HD Fastener with Tremco 3" Metal Insulation Plate	1 per 1.0 ft ²	SBS-AA	One or more SBS-TA	AlphaGuard MTS Fluid Applied Roof System	-157.5
SC-361.	Min. 22 ga., type B, Grade 33 steel; 6 ft span, two (2) #12 HWH Tekes 5 with 3/4" washers, 6" o.c. or min. 2,500 psi structural concrete	One or more layers, any combination, min. 1.5-inch total thickness, loose laid	Min. 0.5-inch SECUROCK Gypsum-Fiber Roof Board	Tremco #14 HD Fastener with Tremco 3" Metal Insulation Plate	1 per 1.3 ft ²	SBS-AA	One or more SBS-TA	AlphaGuard MTS Fluid Applied Roof System	-157.5
SC-362.	Min. 22 ga., type B, Grade 33 steel; 6 ft span, two (2) #12 HWH Tekes 5 with 3/4" washers, 6" o.c. or min. 2,500 psi structural concrete	One or more layers, any combination, min. 1.5-inch total thickness, loose laid	Min. 0.5-inch SECUROCK Gypsum-Fiber Roof Board	Tremco #14 HD Fastener with Tremco 3" Metal Insulation Plate	1 per 1.0 ft ²	SBS-AA	One or more SBS-TA	AlphaGuard MTS Fluid Applied Roof System	-172.5
SEBS-APPLIED BASE PLY:									
SC-363.	Min. 22 ga., type B, Grade 33 steel; 6 ft span; #12 HWH Tekes 5, 6" o.c. or min. 2,500 psi structural concrete	One or more layers, any combination, min. 1.5-inch total thickness, loose laid	Min. 0.5-inch DensDeck Prime or SECUROCK Gypsum-Fiber Roof Board	Note 2	1 per 1.6 ft ²	BP-SEBS, SBS-SEBS	(Optional) BP-SEBS, SBS-SEBS	AlphaGuard MTS Fluid Applied Roof System	-60.0
SC-364.	Min. 22 ga., type B, Grade 80 steel; 6 ft span, #12 HWH Tekes 5 with 3/4" washers, 6" o.c.	One or more layers, any combination, min. 1.5-inch total thickness, loose laid	Min. 0.125-inch TremBoard AC	Dekfast DF-#15-PH3 with Dekfast PLT-R-3, Tremco #1510 XHD Fastener with Tremco Disc Ribbed 3 in. Steel Stress Plate or Tremco #15 EHD with Tremco 3" Metal Insulation Plate	1 per 2.0 ft ²	BP-SEBS, SBS-SEBS	(Optional) BP-SEBS, SBS-SEBS	AlphaGuard MTS Fluid Applied Roof System	-67.5
SC-365.	Min. 22 ga., type B, Grade 80 steel; 6 ft span; #12 HWH Tekes 5 with 3/4" washers, 6" o.c.	One or more layers, any combination, min. 1.5-inch total thickness, loose laid	Min. 0.5-inch DensDeck Prime	Tremco #1510 XHD Fastener with Tremco Disc Ribbed 3 in. Steel Stress Plate or Tremco #15 EHD with Tremco 3" Metal Insulation Plate	1 per 2.0 ft ²	BP-SEBS, SBS-SEBS	(Optional) BP-SEBS, SBS-SEBS	AlphaGuard MTS Fluid Applied Roof System	-75.0
SC-366.	Min. 22 ga., type B, Grade 80 steel; 6 ft span; #12 HWH Tekes 5 with 3/4" washers, 6" o.c.	One or more layers, any combination, min. 1.5-inch total thickness, loose laid	Min. 0.5-inch SECUROCK Gypsum-Fiber Roof Board	Tremco #15 EHD with Tremco 3" Metal Insulation Plate	1 per 2.0 ft ²	BP-SEBS, SBS-SEBS	(Optional) BP-SEBS, SBS-SEBS	AlphaGuard MTS Fluid Applied Roof System	-75.0
SC-367.	Min. 22 ga., type B, Grade 33 steel; 6 ft span, two (2) #12 HWH Tekes 5 with 3/4" washers, 6" o.c. or min. 2,500 psi structural concrete	One or more layers, any combination, min. 1.5-inch total thickness, loose laid	Min. 0.5-inch DensDeck Prime	Tremco #14 HD Fastener with Tremco 3" Metal Insulation Plate	1 per 1.3 ft ²	BP-SEBS, SBS-SEBS	(Optional) BP-SEBS, SBS-SEBS	AlphaGuard MTS Fluid Applied Roof System	-112.5
SC-368.	Min. 22 ga., type B, Grade 33 steel; 6 ft span, two (2) #12 HWH Tekes 5 with 3/4" washers, 6" o.c. or min. 2,500 psi structural concrete	One or more layers, any combination, min. 1.5-inch total thickness, loose laid	Min. 0.5-inch DensDeck Prime	Tremco #14 HD Fastener with Tremco 3" Metal Insulation Plate	1 per 1.0 ft ²	BP-SEBS, SBS-SEBS	BP-SEBS, SBS-SEBS	AlphaGuard MTS Fluid Applied Roof System	-157.5

TABLE 2E: STEEL OR CONCRETE DECKS - NEW CONSTRUCTION OR REROOF (TEAR-OFF) OR RECOVER
SYSTEM TYPE C-1: MECHANICALLY ATTACHED INSULATION, BONDED ROOF COVER

System No.	Deck (Note 1)	Base Insulation (Note 3, Note 13)	Top Insulation			Roof Cover (Note 15)			MDP (psf)
			Type	Fasten (Note 2, Note 11)	Attach	Base Ply	Base Ply	LARS	
SC-369.	Min. 22 ga., type B, Grade 33 steel; 6 ft span, two (2) #12 HWH Tek 5 with 3/4" washers, 6" o.c. or min. 2,500 psi structural concrete	One or more layers, any combination, min. 1.5-inch total thickness, loose laid	Min. 0.5-inch SECUROCK Gypsum-Fiber Roof Board	Tremco #14 HD Fastener with Tremco 3" Metal Insulation Plate	1 per 1.3 ft ²	BP-SEBS, SBS-SEBS	BP-SEBS, SBS-SEBS	AlphaGuard MTS Fluid Applied Roof System	-157.5
SC-370.	Min. 22 ga., type B, Grade 33 steel; 6 ft span, two (2) #12 HWH Tek 5 with 3/4" washers, 6" o.c. or min. 2,500 psi structural concrete	One or more layers, any combination, min. 1.5-inch total thickness, loose laid	Min. 0.5-inch SECUROCK Gypsum-Fiber Roof Board	Tremco #14 HD Fastener with Tremco 3" Metal Insulation Plate	1 per 1.0 ft ²	BP-SEBS, SBS-SEBS	BP-SEBS, SBS-SEBS	AlphaGuard MTS Fluid Applied Roof System	-172.5
TORCH-APPLIED BASE PLY:									
SC-371.	Min. 22 ga., type B, Grade 40 steel or min. 2,500 psi structural concrete	One or more layers, any combination, min. 1.5-inch total thickness, loose laid	Min. 0.5-inch SECUROCK Gypsum-Fiber Roof Board	Tremco #14 HD Fastener with Tremco 3" Metal Insulation Plate	1 per 3.2 ft ²	SBS-TA	(Optional) SBS-TA	AlphaGuard MTS Fluid Applied Roof System	-45.0*
SC-372.	Min. 22 ga., type B, Grade 40 steel or min. 2,500 psi structural concrete	One or more layers, any combination, min. 1.5-inch total thickness, loose laid	Min. 0.25-inch SECUROCK Gypsum-Fiber Roof Board	Tremco #14 HD Fastener with Tremco 3" Metal Insulation Plate	1 per 2.0 ft ²	SBS-TA	(Optional) SBS-TA	AlphaGuard MTS Fluid Applied Roof System	-45.0*
SC-373.	Min. 22 ga., type B, Grade 33 steel; 6 ft span; #12 HWH Tek 5, 6" o.c. or min. 2,500 psi structural concrete	One or more layers, any combination, min. 1.5-inch total thickness, loose laid	Min. 0.5-inch DensDeck Prime or SECUROCK Gypsum-Fiber Roof Board	Note 2	1 per 1.6 ft ²	SBS-TA	(Optional) SBS-TA	AlphaGuard MTS Fluid Applied Roof System	-60.0
SC-374.	Min. 22 ga., type B, Grade 33 steel; 6 ft span; #12 HWH Tek 5, 6" o.c. or min. 2,500 psi structural concrete	One or more layers, any combination, min. 1.5-inch total thickness, loose laid	Min. 1-inch Roxul MonoBoard Plus	Tremco #15 EHD Fastener with Trufast Coiled Batten Bar-Deep Well (BB-20R-3-DW)	12-inch o.c. through bars spaced 18-inch o.c.	SBS-TA	(Optional) SBS-TA	AlphaGuard MTS Fluid Applied Roof System	-67.5
SC-375.	Min. 22 ga., type B, Grade 40 steel; 6 ft span; 5/8" puddle welds, 6" o.c.	One or more layers, any combination, min. 1.5-inch total thickness, loose laid	Min. 0.25-inch SECUROCK Gypsum-Fiber Roof Board	Tremco #14 HD Fastener or Tremco #15 EHD Fastener with Tremco 3" Metal Insulation Plate	1 per 1.8 ft ²	SBS-TA	(Optional) SBS-TA	AlphaGuard MTS Fluid Applied Roof System	-60.0
SC-376.	Min. 22 ga., type B, Grade 33 steel; 6 ft span; #12 HWH Tek 5, 6" o.c. or min. 2,500 psi structural concrete	None	Min. 0.5-inch SECUROCK Gypsum-Fiber Roof Board	Tremco #14 HD Fastener with Tremco 3" Metal Insulation Plate	1 per 1.3 ft ²	SBS-TA	(Optional) SBS-TA	AlphaGuard MTS Fluid Applied Roof System	-67.5
SC-377.	Min. 22 ga., type B, Grade 33 steel; 6 ft span; #12 HWH Tek 5, 6" o.c. or min. 2,500 psi structural concrete	One or more layers, any combination, min. 1.5-inch total thickness, loose laid	Min. 0.25-inch SECUROCK Gypsum-Fiber Roof Board	Tremco #14 HD Fastener with Tremco 3" Metal Insulation Plate	1 per 1.3 ft ²	SBS-TA	(Optional) SBS-TA	AlphaGuard MTS Fluid Applied Roof System	-75.0

TABLE 2E: STEEL OR CONCRETE DECKS - NEW CONSTRUCTION OR REROOF (TEAR-OFF) OR RECOVER
SYSTEM TYPE C-1: MECHANICALLY ATTACHED INSULATION, BONDED ROOF COVER

System No.	Deck (Note 1)	Base Insulation (Note 3, Note 13)	Top Insulation			Roof Cover (Note 15)			MDP (psf)
			Type	Fasten (Note 2, Note 11)	Attach	Base Ply	Base Ply	LARS	
SC-378.	Min. 22 ga., type B, Grade 80 steel; 6 ft span; #12 HWH Tek 5 with 3/8" washers, 6" o.c.	One or more layers, any combination, min. 1.5-inch total thickness, loose laid	Min. 0.5-inch DensDeck Prime	Tremco #1510 XHD Fastener with Tremco Disc Ribbed 3 in. Steel Stress Plate or Tremco #15 EHD with Tremco 3" Metal Insulation Plate	1 per 2.0 ft ²	SBS-TA	(Optional) SBS-TA	AlphaGuard MTS Fluid Applied Roof System	-75.0
SC-379.	Min. 22 ga., type B, Grade 80 steel; 6 ft span; #12 HWH Tek 5 with 3/8" washers, 6" o.c.	One or more layers, any combination, min. 1.5-inch total thickness, loose laid	Min. 0.5-inch SECUROCK Gypsum-Fiber Roof Board	Tremco #15 EHD with Tremco 3" Metal Insulation Plate	1 per 2.0 ft ²	SBS-TA	(Optional) SBS-TA	AlphaGuard MTS Fluid Applied Roof System	-75.0
SC-380.	Min. 22 ga., type B, Grade 33 steel; 6 ft span, two (2) #12 HWH Tek 5 with 3/8" washers, 6" o.c. or min. 2,500 psi structural concrete	One or more layers, any combination, min. 1.5-inch total thickness, loose laid	Min. 0.5-inch DensDeck Prime	Tremco #14 HD Fastener with Tremco 3" Metal Insulation Plate	1 per 1.3 ft ²	SBS-TA	(Optional) SBS-TA	AlphaGuard MTS Fluid Applied Roof System	-112.5
SC-381.	Min. 22 ga., type B, Grade 33 steel; 6 ft span, two (2) #12 HWH Tek 5 with 3/8" washers, 6" o.c. or min. 2,500 psi structural concrete	One or more layers, any combination, min. 1.5-inch total thickness, loose laid	Min. 0.5-inch DensDeck Prime	Tremco #14 HD Fastener with Tremco 3" Metal Insulation Plate	1 per 1.0 ft ²	SBS-TA	SBS-TA	AlphaGuard MTS Fluid Applied Roof System	-157.5
SC-382.	Min. 22 ga., type B, Grade 33 steel; 6 ft span, two (2) #12 HWH Tek 5 with 3/8" washers, 6" o.c. or min. 2,500 psi structural concrete	One or more layers, any combination, min. 1.5-inch total thickness, loose laid	Min. 0.5-inch SECUROCK Gypsum-Fiber Roof Board	Tremco #14 HD Fastener with Tremco 3" Metal Insulation Plate	1 per 1.3 ft ²	SBS-TA	SBS-TA	AlphaGuard MTS Fluid Applied Roof System	-157.5
SC-383.	Min. 22 ga., type B, Grade 33 steel; 6 ft span, two (2) #12 HWH Tek 5 with 3/8" washers, 6" o.c. or min. 2,500 psi structural concrete	One or more layers, any combination, min. 1.5-inch total thickness, loose laid	Min. 0.5-inch SECUROCK Gypsum-Fiber Roof Board	Tremco #14 HD Fastener with Tremco 3" Metal Insulation Plate	1 per 1.0 ft ²	SBS-TA	SBS-TA	AlphaGuard MTS Fluid Applied Roof System	-172.5

TABLE 2F: STEEL DECKS – NEW CONSTRUCTION, REROOF (TEAR-OFF) OR RECOVER
SYSTEM TYPE D-2: INSULATED, MECHANICALLY ATTACHED BASE SHEET, BONDED ROOF COVER

System No.	Deck (Note 1)	Insulation and/or Thermal Barrier (Note 3, Note 13)	Base Sheet			Roof Cover (Note 15)			MDP (psf)
			Type	Fastener (Note 11)	Spacing	Base Ply	Ply	LARS	
BURMASTIC ADHESIVE MC APPLIED BASE PLY:									
SC-384.	Min. 22 ga., type B, Grade 80 steel; 5 ft span, #12 HWH Tek 5, 6" o.c. or min. 2,500 psi structural concrete	One or more layers, any combination, min. 2-inch total thickness, loose-laid	BURmastic Composite Ply HT, BURmastic Composite Ply Premium	Tremco #1410 Fastener with Tremco Disc Ribbed 3 in. Steel Stress Plate	6-inch o.c. at the min. 4-inch wide laps and 6-inch o.c. at two (2) equally spaced center rows	BP-CA6 or SBS-CA6	BP-CA6 or SBS-CA6	AlphaGuard MTS Fluid Applied Roof System	-112.5

TABLE 2F: STEEL DECKS – NEW CONSTRUCTION, REROOF (TEAR-OFF) OR RECOVER
SYSTEM TYPE D-2: INSULATED, MECHANICALLY ATTACHED BASE SHEET, BONDED ROOF COVER

System No.	Deck (Note 1)	Insulation and/or Thermal Barrier (Note 3, Note 13)	Base Sheet			Roof Cover (Note 15)			MDP (psf)
			Type	Fastener (Note 11)	Spacing	Base Ply	Ply	LARS	
SC-385.	Min. 22 ga., type B, Grade 80 steel; 6 ft span, #12 HWH Tek 5 with 3/8" washers, 6" o.c.	One or more layers, any combination, min. 2-inch total thickness, loose-laid	BURmastic Composite Ply HT, BURmastic Composite Ply Premium	Dekfast DF-#15-PH3 with Dekfast PLT-R-3 or Dekfast PLT-H-2-7/8 or Tremco #1510 XHD Fastener with Tremco Disc Ribbed 3 in. Steel Stress Plate	6-inch o.c. at the min. 4-inch wide laps and 6-inch o.c. at two (2) equally spaced center rows	BP-CA6 or SBS-CA6	BP-CA6 or SBS-CA6	AlphaGuard MTS Fluid Applied Roof System	-120.0
POWERPLY ENDURE BIO ADHESIVE TF APPLIED BASE PLY:									
SC-386.	Min. 22 ga., type B, Grade 40 steel; 6 ft span; two (2) #12 HWH Tek 5 with 3/8" washers, 6" o.c. or min. 2,500 psi structural concrete	One or more layers, min. 2-inch Approved polyisocyanurate or mineral wool insulation, loose laid, followed by min. 19/32-inch APA rated plywood, loose-laid	POWERply 300 Smooth	Tremco #14 HD Fastener with Tremco 3" Metal Insulation Plate	6-inch o.c. at the min. 4-inch wide laps and 6-inch o.c. at two (2) equally spaced center rows	BP-CA5 or SBS-CA5	BP-CA5 or SBS-CA5	AlphaGuard MTS Fluid Applied Roof System	-180.0
TORCH-APPLIED BASE PLY:									
SC-387.	Min. 22 ga., type B, Grade 40 steel; 6 ft span; two (2) #12 HWH Tek 5 with 3/8" washers, 6" o.c. or min. 2,500 psi structural concrete	One or more layers, min. 2-inch Approved polyisocyanurate or mineral wool insulation, loose laid, followed by min. 19/32-inch APA rated plywood, loose-laid	POWERply 300 Smooth	Tremco #14 HD Fastener with Tremco 3" Metal Insulation Plate	6-inch o.c. at the min. 4-inch wide laps and 6-inch o.c. at two (2) equally spaced center rows	SBS-TA	SBS-TA	AlphaGuard MTS Fluid Applied Roof System	-180.0

TABLE 2G: STEEL DECKS – NEW CONSTRUCTION, REROOF (TEAR-OFF) OR RECOVER
SYSTEM TYPE D-2: INSULATED, MECHANICALLY ATTACHED POWERFAST, BONDED ROOF COVER

System No.	Deck (Note 1)	Insulation and/or Thermal Barrier (Note 3, Note 13)	PowerFAST (Note 15A)			Roof Cover (Note 15)		MDP (psf)
			Type	Fastener (Note 11)	Spacing	Base Ply	LARS	
POWERPLY ENDURE 200 SMOOTH WITH FASTENERS/STRESS PLATES:								
SC-388.	Min. 22 ga., type B, Grade 40 steel	One or more layers, any combination, prelim. attach	POWERply Endure 200 Smooth	Tremco #15 EHD Fastener with Tremco 2" Barbed Seam Plate or Tremco 2.4" Barbed Seam Plate	24-inch o.c. within the min. 4-inch wide (for 2" plate) or min. 5-inch wide (for 2.4" plate), BURmastic Adhesive SF sealed side laps	BP-AA, SBS-AA, BP-SEBS or SBS-SEBS	AlphaGuard MTS Fluid Applied Roof System	-45.0*
POWERPLY ENDURE 200 SMOOTH WITH FASTENERS/BATTEN BARS:								
SC-389.	Min. 22 ga., type B, Grade 80 steel; 6 ft span; #12 HWH Tek 5 with 3/8" washers, 6" o.c.	One or more layers, any combination, prelim. attach	POWERply Endure 200 Smooth	Tremco #15 EHD with Tremco Coil MB-R Recessed Batten Bar	6-inch o.c. within the min. 4-inch wide POWERply Endure BIO Adhesive TF sealed side laps	BP-CA5 or SBS-CA5	AlphaGuard MTS Fluid Applied Roof System	-75.0
POWERPLY HEAVY DUTY BASE SHEET WITH FASTENERS/STRESS PLATES:								

TABLE 2G: STEEL DECKS – NEW CONSTRUCTION, REROOF (TEAR-OFF) OR RECOVER
SYSTEM TYPE D-2: INSULATED, MECHANICALLY ATTACHED POWERFAST, BONDED ROOF COVER

System No.	Deck (Note 1)	Insulation and/or Thermal Barrier (Note 3 , Note 13)	PowerFAST (Note 15A)			Roof Cover (Note 15)		MDP (psf)
			Type	Fastener (Note 11)	Spacing	Base Ply	LARS	
SC-390.	Min. 22 ga., type B, Grade 40 steel; 6 ft span, #12 HWH Tekes 5 with 3/4" washers, 6" o.c.	One or more layers, any combination, prelim. attach	POWERply Heavy Duty Base Sheet	Tremco #15 EHD Fastener with Tremco 2.4" Barbed Seam Plate	12-inch o.c. within the min. 4-inch wide Tremco LF Adhesive sealed side laps	(Optional) BP-AA, SBS-AA, BP-SEBS, SBS-SEBS, SBS-TA	AlphaGuard MTS Fluid Applied Roof System	-82.5
SC-391.	Min. 22 ga., type B, Grade 80 steel; 6 ft span, #12 HWH Tekes 5 with 3/4" washers, 6" o.c.	One or more layers, min. 2-inch thick, any combination, loose-laid	POWERply Heavy Duty Base Sheet	Tremco #15 EHD Fastener with Tremco 2.4" Barbed Seam Plate	6-inch o.c. within the min. 5-inch wide POWERply Endure BIO Adhesive TF sealed side laps	BP-CA5 or SBS-CA5	AlphaGuard MTS Fluid Applied Roof System	-105.0
SC-392.	Min. 22 ga., type B, Grade 80 steel; 6 ft span; #12 HWH Tekes 5 with 3/4" washers, 6" o.c.	One or more layers, min. 2-inch thick, any combination, loose-laid	POWERply Heavy Duty Base Sheet	Tremco #15 EHD Fastener with Tremco 2.4" Barbed Seam Plate	6-inch o.c. within the min. 5-inch wide POWERply Endure BIO Adhesive TF sealed side laps and 6-inch o.c. in one (1) center row	SBS-CA5	AlphaGuard MTS Fluid Applied Roof System	-112.5
SC-393.	Min. 22 ga., type B, Grade 80 steel; 6 ft span, two (2) #12 HWH Tekes 5 with 3/4" washers, 6" o.c.	One or more layers, any combination, prelim. attach	POWERply Heavy Duty Base Sheet	Tremco #15 EHD Fastener with Tremco 2.4" Barbed Seam Plate	6-inch o.c. within the min. 4-inch wide Tremco LF Adhesive sealed side laps	SBS-TA	AlphaGuard MTS Fluid Applied Roof System	-157.5
SC-394.	Min. 22 ga., type B, Grade 40 steel; 6 ft span; two (2) #12 HWH Tekes 5 with 3/4" washers, 6" o.c.	One or more layers, min. 2-inch thick, any combination, loose-laid	POWERply Heavy Duty Base Sheet	Tremco #15 EHD Fastener with Tremco 2.4" Barbed Seam Plate	6-inch o.c. within the min. 5-inch wide Tremco LF Adhesive sealed side laps and 6-inch o.c. in one (1) center row	SBS-TA	AlphaGuard MTS Fluid Applied Roof System	-217.5
SC-395.	Min. 22 ga., type B, Grade 80 steel; 6 ft span; two (2) #12 HWH Tekes 5 with 3/4" washers, 6" o.c.	One or more layers, min. 2-inch thick, any combination, loose-laid	POWERply Heavy Duty Base Sheet	Tremco #15 EHD Fastener with Tremco 2.4" Barbed Seam Plate	6-inch o.c. within the min. 5-inch wide Tremco LF Adhesive sealed side laps and 6-inch o.c. in one (1) center row	SBS-TA	AlphaGuard MTS Fluid Applied Roof System	-247.5

TABLE 3A: CONCRETE DECKS - NEW CONSTRUCTION OR REROOF (TEAR-OFF)
SYSTEM TYPE A-1: BONDED INSULATION, BONDED ROOF COVER

 REFER TO [NOTE 17](#) FOR VAPOR BARRIER OPTIONS

System No.	Deck (Note 1)	Base Insulation Layer		Top Insulation Layer		Roof Cover (Note 15)			MDP (psf)
		Type	Attach (Notes 6,7,8)	Type	Attach (Notes 6,7,8)	Base Ply	Ply	LARS	
BURMASTIC ADHESIVE MC APPLIED BASE PLY:									
C-1	Min. 2,500 psi structural concrete	(Optional) Min. 0.5-inch Trisotech G, Trisotech CGF, Trisotech, H-Shield, Multi-Max FA3, RESISTA or Ultra-Max or min. 1-inch Styrofoam Brand Roofmate, Highload 60 or Plazamate	LRFIA or LRFIA(BG)	Min. 0.125-inch TremBoard AC or Min. 0.5-inch DensDeck or Structodek HD with Primed Red Coating	LRFIA or LRFIA(BG), 6-inch o.c.	BP-CA6, SBS-CA6	(Optional) One or more BP-CA6 or SBS-CA6	AlphaGuard MTS Fluid Applied Roof System	-202.5
C-2	Min. 2,500 psi structural concrete	(Optional) Min. 0.5-inch Trisotech G, Trisotech CGF, Trisotech, H-Shield, Multi-Max FA3, RESISTA or Ultra-Max or min. 1-inch Styrofoam Brand Roofmate, Highload 60 or Plazamate	LRFIA or LRFIA(BG)	Min. 0.25-inch DensDeck Prime	LRFIA or LRFIA(BG)	BP-CA6, SBS-CA6	(Optional) One or more BP-CA6 or SBS-CA6	AlphaGuard MTS Fluid Applied Roof System	-202.5
C-3	Min. 2,500 psi structural concrete	(Optional) Min. 0.5-inch Trisotech G, Trisotech CGF, Trisotech, H-Shield, Multi-Max FA3, RESISTA or Ultra-Max or min. 1-inch Styrofoam Brand Roofmate, Highload 60 or Plazamate	LRFIA or LRFIA(BG)	Min. 0.25-inch SECUROCK Gypsum-Fiber Roof Board	LRFIA or LRFIA(BG)	BP-CA6, SBS-CA6	(Optional) One or more BP-CA6 or SBS-CA6	AlphaGuard MTS Fluid Applied Roof System	-285.0
C-4	Min. 2,500 psi structural concrete	(Optional) Min. 0.5-inch Trisotech G, Trisotech CGF, Trisotech, H-Shield, Multi-Max FA3, RESISTA or Ultra-Max or min. 1-inch Styrofoam Brand Roofmate, Highload 60 or Plazamate	LRFIA or LRFIA(BG), 6-inch o.c.	Min. 0.125-inch TremBoard AC or min. 0.5-inch DEXcell FA Glass Mat Roof Board, SECUROCK Gypsum-Fiber Roof Board or SECUROCK Cement Roof Board or min. 7/16-inch DEXcell Cement Roof Board	LRFIA or LRFIA(BG), 6-inch o.c.	BP-CA6, SBS-CA6	(Optional) One or more BP-CA6, SBS-CA6	AlphaGuard MTS Fluid Applied Roof System	-340.0
C-5	Min. 2,500 psi structural concrete	(Optional) Min. 0.5-inch Trisotech G or Trisotech CGF	PSFA	Min. 0.125-inch TremBoard AC or Min. 0.5-inch DensDeck or Structodek HD with Primed Red Coating	PSFA	BP-CA6, SBS-CA6	(Optional) One or more BP-CA6 or SBS-CA6	AlphaGuard MTS Fluid Applied Roof System	-202.5
C-6	Min. 2,500 psi structural concrete	(Optional) Min. 0.5-inch Trisotech G or Trisotech CGF	PSFA	Min. 0.25-inch DensDeck Prime	PSFA	BP-CA6, SBS-CA6	(Optional) One or more BP-CA6 or SBS-CA6	AlphaGuard MTS Fluid Applied Roof System	-202.5
C-7	Min. 2,500 psi structural concrete	(Optional) Min. 0.5-inch Trisotech G or Trisotech CGF	PSFA	Min. 0.25-inch SECUROCK Gypsum-Fiber Roof Board	PSFA	BP-CA6, SBS-CA6	(Optional) One or more BP-CA6 or SBS-CA6	AlphaGuard MTS Fluid Applied Roof System	-285.0
C-8	Min. 2,500 psi structural concrete	(Optional) Min. 0.5-inch Trisotech G or Trisotech CGF	PSFA, 6-inch o.c.	Min. 0.125-inch TremBoard AC or min. 0.5-inch DEXcell FA Glass Mat Roof Board or SECUROCK Gypsum-Fiber Roof Board or min. 7/16-inch DEXcell Cement Roof Board	PSFA, 6-inch o.c.	BP-CA6, SBS-CA6	(Optional) One or more BP-CA6, SBS-CA6	AlphaGuard MTS Fluid Applied Roof System	-340.0
POWERPLY ENDURE BIO ADHESIVE TF APPLIED BASE PLY:									
C-9	Min. 2,500 psi structural concrete	Optional min. 1-inch Trisotech G, Trisotech CGF or Trisotech followed by R-50 Insulation Systems "RICH-E-BOARD"	LRFIA or LRFIA(BG), 6-inch o.c.	Min. 0.5-inch DensDeck Prime or SECUROCK Gypsum-Fiber Roof Board	LRFIA or LRFIA(BG), 6-inch o.c.	BP-CA5, SBS-CA5	(Optional) BP-CA5, SBS-CA5	AlphaGuard MTS Fluid Applied Roof System	-82.5

TABLE 3A: CONCRETE DECKS - NEW CONSTRUCTION OR REROOF (TEAR-OFF)
SYSTEM TYPE A-1: BONDED INSULATION, BONDED ROOF COVER

 REFER TO [NOTE 17](#) FOR VAPOR BARRIER OPTIONS

System No.	Deck (Note 1)	Base Insulation Layer		Top Insulation Layer		Roof Cover (Note 15)			MDP (psf)
		Type	Attach (Notes 6,7,8)	Type	Attach (Notes 6,7,8)	Base Ply	Ply	LARS	
C-10	Min. 2,500 psi structural concrete	(Optional) Min. 0.5-inch Trisotech G, Trisotech CGF, Trisotech, H-Shield, Multi-Max FA3, RESISTA or Ultra-Max or min. 1-inch Styrofoam Brand Roofmate, Highload 60 or Plazamate	LRFIA or LRFIA(BG)	Min. 0.125-inch TremBoard AC or min. 0.5-inch Structodek HD with Primed Red Coating	LRFIA or LRFIA(BG)	BP-CA5, SBS-CA5	(Optional) BP-CA5, SBS-CA5	AlphaGuard MTS Fluid Applied Roof System	-165.0
C-11	Min. 2,500 psi structural concrete	(Optional) Min. 0.5-inch Trisotech G, Trisotech CGF, Trisotech, H-Shield, Multi-Max FA3, RESISTA or Ultra-Max or min. 1-inch Styrofoam Brand Roofmate, Highload 60 or Plazamate	LRFIA or LRFIA(BG)	Min. 0.25-inch DensDeck Prime or SECUROCK Gypsum-Fiber Roof Board or min. 0.5-inch SECUROCK Cement Roof Board or min. 7/16-inch DEXcell Cement Roof Board	LRFIA or LRFIA(BG)	BP-CA5, SBS-CA5	(Optional) BP-CA5, SBS-CA5	AlphaGuard MTS Fluid Applied Roof System	-262.5
C-12	Min. 2,500 psi structural concrete	(Optional) Min. 0.5-inch Trisotech G, Trisotech CGF, Trisotech, H-Shield, Multi-Max FA3, RESISTA or Ultra-Max or min. 1-inch Styrofoam Brand Roofmate, Highload 60 or Plazamate	LRFIA or LRFIA(BG), 6-inch o.c.	Min. 0.125-inch TremBoard AC, min. 0.25-inch DensDeck, DensDeck Prime or DEXcell FA Glass Mat Roof Board or min. 0.5-inch Blue Ridge Structodek HD with Primed Red Coating	LRFIA or LRFIA(BG), 6-inch o.c.	BP-CA5, SBS-CA5	(Optional) BP-CA5, SBS-CA5	AlphaGuard MTS Fluid Applied Roof System	-327.5
C-13	Min. 2,500 psi structural concrete	(Optional) Min. 0.5-inch Trisotech G, Trisotech CGF, Trisotech, H-Shield, Multi-Max FA3, RESISTA or Ultra-Max or min. 1-inch Styrofoam Brand Roofmate, Highload 60 or Plazamate	LRFIA or LRFIA(BG), 6-inch o.c.	Min. 0.25-inch SECUROCK Gypsum-Fiber Roof Board or min. 0.5-inch SECUROCK Cement Roof Board or min. 7/16-inch DEXcell Cement Roof Board	LRFIA or LRFIA(BG), 6-inch o.c.	BP-CA5, SBS-CA5	(Optional) BP-CA5, SBS-CA5	AlphaGuard MTS Fluid Applied Roof System	-465.0
C-14	Min. 2,500 psi structural concrete	Min. 0.25-inch SECUROCK Gypsum-Fiber Roof Board or min. 0.5-inch SECUROCK Cement Roof Board or min. 7/16-inch DEXcell Cement Roof Board	LRFIA or LRFIA(BG), 6-inch o.c.	None	N/A	BP-CA5, SBS-CA5	(Optional) BP-CA5, SBS-CA5	AlphaGuard MTS Fluid Applied Roof System	-1115.0
C-15	Min. 2,500 psi structural concrete	(Optional) Min. 0.5-inch Trisotech G or Trisotech CGF	PSFA	Min. 0.125-inch TremBoard AC or min. 0.5-inch Structodek HD with Primed Red Coating	PSFA	BP-CA5, SBS-CA5	(Optional) BP-CA5, SBS-CA5	AlphaGuard MTS Fluid Applied Roof System	-165.0
C-16	Min. 2,500 psi structural concrete	(Optional) Min. 0.5-inch Trisotech G or Trisotech CGF	PSFA	Min. 0.25-inch DensDeck Prime or SECUROCK Gypsum-Fiber Roof Board or min. 7/16-inch DEXcell Cement Roof Board	PSFA	BP-CA5, SBS-CA5	(Optional) BP-CA5, SBS-CA5	AlphaGuard MTS Fluid Applied Roof System	-262.5
C-17	Min. 2,500 psi structural concrete	(Optional) Min. 0.5-inch Trisotech G or Trisotech CGF	PSFA, 6-inch o.c.	Min. 0.125-inch TremBoard AC, min. 0.25-inch DensDeck, DensDeck Prime or DEXcell FA Glass Mat Roof Board or min. 0.5-inch Blue Ridge Structodek HD with Primed Red Coating	PSFA, 6-inch o.c.	BP-CA5, SBS-CA5	(Optional) BP-CA5, SBS-CA5	AlphaGuard MTS Fluid Applied Roof System	-327.5
C-18	Min. 2,500 psi structural concrete	(Optional) Min. 0.5-inch Trisotech G or Trisotech CGF	PSFA, 6-inch o.c.	Min. 0.25-inch SECUROCK Gypsum-Fiber Roof Board or min. 7/16-inch DEXcell Cement Roof Board	PSFA, 6-inch o.c.	BP-CA5, SBS-CA5	(Optional) BP-CA5, SBS-CA5	AlphaGuard MTS Fluid Applied Roof System	-465.0

TABLE 3A: CONCRETE DECKS - NEW CONSTRUCTION OR REROOF (TEAR-OFF)
SYSTEM TYPE A-1: BONDED INSULATION, BONDED ROOF COVER

 REFER TO [NOTE 17](#) FOR VAPOR BARRIER OPTIONS

System No.	Deck (Note 1)	Base Insulation Layer		Top Insulation Layer		Roof Cover (Note 15)			MDP (psf)
		Type	Attach (Notes 6,7,8)	Type	Attach (Notes 6,7,8)	Base Ply	Ply	LARS	
C-19	Min. 2,500 psi structural concrete	Min. 0.25-inch SECUROCK Gypsum-Fiber Roof Board or min. 7/16-inch DEXcell Cement Roof Board	PSFA, 6-inch o.c.	None	N/A	BP-CA5, SBS-CA5	(Optional) BP-CA5, SBS-CA5	AlphaGuard MTS Fluid Applied Roof System	-1115.0
C-20	Min. 2,500 psi structural concrete; ASTM D41 primed	Min. 1.5-inch Trisotech G or Trisotech	Hot asphalt	Min. 0.125-inch TremBoard AC or min. 0.5-inch Structodek HD with Primed Red Coating, DensDeck Prime, DEXcell FA Glass Mat Roof Board or SECUROCK Gypsum-Fiber Roof Board	Hot asphalt	BP-CA5, SBS-CA5	(Optional) BP-CA5, SBS-CA5	AlphaGuard MTS Fluid Applied Roof System	-180.0
HOT-ASPHALT-APPLIED BASE PLY:									
C-21	Min. 2,500 psi structural concrete	(Optional) Min. 0.5-inch Trisotech G, Trisotech CGF, Trisotech, H-Shield, Multi-Max FA3, RESISTA or Ultra-Max or min. 1-inch Styrofoam Brand Roofmate, Highload 60 or Plazamate	LRFIA or LRFIA(BG)	Min. 0.125-inch TremBoard AC or min. 0.5-inch Structodek HD with Primed Red Coating	LRFIA or LRFIA(BG)	BP-AA, SBS-AA	(Optional) One or more BP-AA, SBS-AA	AlphaGuard MTS Fluid Applied Roof System	-165.0
C-22	Min. 2,500 psi structural concrete	(Optional) Min. 0.5-inch Trisotech G, Trisotech CGF, Trisotech, H-Shield, Multi-Max FA3, RESISTA or Ultra-Max or min. 1-inch Styrofoam Brand Roofmate, Highload 60 or Plazamate	LRFIA or LRFIA(BG)	Min. 0.25-inch SECUROCK Gypsum-Fiber Roof Board or min. 0.5-inch SECUROCK Cement Roof Board or min. 7/16-inch DEXcell Cement Roof Board	LRFIA or LRFIA(BG)	BP-AA, SBS-AA	(Optional) One or more BP-AA, SBS-AA	AlphaGuard MTS Fluid Applied Roof System	-180.0
C-23	Min. 2,500 psi structural concrete	(Optional) Min. 0.5-inch Trisotech G or Trisotech CGF	PSFA	Min. 0.125-inch TremBoard AC or min. 0.5-inch Structodek HD with Primed Red Coating	PSFA	BP-AA, SBS-AA	(Optional) One or more BP-AA, SBS-AA	AlphaGuard MTS Fluid Applied Roof System	-165.0
C-24	Min. 2,500 psi structural concrete	(Optional) Min. 0.5-inch Trisotech G or Trisotech CGF	PSFA	Min. 0.25-inch SECUROCK Gypsum-Fiber Roof Board or min. 7/16-inch DEXcell Cement Roof Board	PSFA	BP-AA, SBS-AA	(Optional) One or more BP-AA, SBS-AA	AlphaGuard MTS Fluid Applied Roof System	-180.0
C-25	Min. 2,500 psi structural concrete; ASTM D41 primed	Min. 1.5-inch Trisotech G, Trisotech, ISO 95+ GL or Multi-Max FA3	Hot asphalt	Min. 0.125-inch TremBoard AC or min. 0.5-inch Structodek HD with Primed Red Coating	Hot asphalt	BP-AA, SBS-AA	(Optional) One or more BP-AA, SBS-AA	AlphaGuard MTS Fluid Applied Roof System	-180.0
C-26	Min. 2,500 psi structural concrete	(Optional) Min. 0.5-inch Trisotech G, Trisotech CGF, Trisotech, H-Shield, Multi-Max FA3, RESISTA or Ultra-Max or min. 1-inch Styrofoam Brand Roofmate, Highload 60 or Plazamate	LRFIA or LRFIA(BG)	Min. 0.125-inch TremBoard AC or min. 0.5-inch Structodek HD with Primed Red Coating	LRFIA or LRFIA(BG)	SBS-AA	(Optional) SBS-TA	AlphaGuard MTS Fluid Applied Roof System	-165.0
C-27	Min. 2,500 psi structural concrete	(Optional) Min. 0.5-inch Trisotech G, Trisotech CGF, Trisotech, H-Shield, Multi-Max FA3, RESISTA or Ultra-Max or min. 1-inch Styrofoam Brand Roofmate, Highload 60 or Plazamate	LRFIA or LRFIA(BG)	Min. 0.25-inch SECUROCK Gypsum-Fiber Roof Board or min. 0.5-inch SECUROCK Cement Roof Board or min. 7/16-inch DEXcell Cement Roof Board	LRFIA or LRFIA(BG)	SBS-AA	(Optional) SBS-TA	AlphaGuard MTS Fluid Applied Roof System	-180.0

TABLE 3A: CONCRETE DECKS - NEW CONSTRUCTION OR REROOF (TEAR-OFF)
SYSTEM TYPE A-1: BONDED INSULATION, BONDED ROOF COVER

 REFER TO [NOTE 17](#) FOR VAPOR BARRIER OPTIONS

System No.	Deck (Note 1)	Base Insulation Layer		Top Insulation Layer		Roof Cover (Note 15)			MDP (psf)
		Type	Attach (Notes 6,7,8)	Type	Attach (Notes 6,7,8)	Base Ply	Ply	LARS	
C-28	Min. 2,500 psi structural concrete	(Optional) Min. 0.5-inch Trisotech G or Trisotech CGF	PSFA	Min. 0.125-inch TremBoard AC or min. 0.5-inch Structodek HD with Primed Red Coating	PSFA	SBS-AA	(Optional) SBS-TA	AlphaGuard MTS Fluid Applied Roof System	-165.0
C-29	Min. 2,500 psi structural concrete	(Optional) Min. 0.5-inch Trisotech G or Trisotech CGF	PSFA	Min. 0.25-inch SECUROCK Gypsum-Fiber Roof Board or min. 7/16-inch DEXcell Cement Roof Board	PSFA	SBS-AA	(Optional) SBS-TA	AlphaGuard MTS Fluid Applied Roof System	-180.0
C-30	Min. 2,500 psi structural concrete; ASTM D41 primed	Min. 1.5-inch Trisotech G, Trisotech, ISO 95+ GL or Multi-Max FA3	Hot asphalt	Min. 0.125-inch TremBoard AC or min. 0.5-inch Structodek HD with Primed Red Coating	Hot asphalt	SBS-AA	(Optional) SBS-TA	AlphaGuard MTS Fluid Applied Roof System	-180.0
SEBS-APPLIED BASE PLY:									
C-31	Min. 2,500 psi structural concrete	(Optional) Min. 0.5-inch Trisotech G, Trisotech CGF, Trisotech, H-Shield, Multi-Max FA3, RESISTA or Ultra-Max or min. 1-inch Styrofoam Brand Roofmate, Highload 60 or Plazamate	LRFIA or LRFIA(BG)	Min. 0.125-inch TremBoard AC or min. 0.5-inch Structodek HD with Primed Red Coating	LRFIA or LRFIA(BG)	BP-SEBS, SBS-SEBS	(Optional) BP-SEBS, SBS-SEBS	AlphaGuard MTS Fluid Applied Roof System	-165.0
C-32	Min. 2,500 psi structural concrete	Min. 1-inch Trisotech G, Trisotech CGF, Trisotech, EnergyGuard Polyiso Insulation, H-Shield, ISO 95+ GL, Multi-Max FA-3, RESISTA or UltraMax or Styrofoam Brand Roofmate, Highload 60 or Plazamate	LRFIA or LRFIA(BG)	Min. 0.625-inch SECUROCK Gypsum-Fiber Roof Board	LRFIA or LRFIA(BG)	BP-SEBS, SBS-SEBS	(Optional) BP-SEBS, SBS-SEBS	AlphaGuard MTS Fluid Applied Roof System	-195.0
C-33	Min. 2,500 psi structural concrete	(Optional) Min. 0.5-inch Trisotech G, Trisotech CGF, Trisotech, H-Shield, Multi-Max FA3, RESISTA or Ultra-Max or min. 1-inch Styrofoam Brand Roofmate, Highload 60 or Plazamate	LRFIA or LRFIA(BG)	Min. 0.25-inch DensDeck Prime	LRFIA or LRFIA(BG)	BP-SEBS, SBS-SEBS	(Optional) BP-SEBS, SBS-SEBS	AlphaGuard MTS Fluid Applied Roof System	-262.5
C-34	Min. 2,500 psi structural concrete	(Optional) Min. 0.5-inch Trisotech G, Trisotech CGF, Trisotech, H-Shield, Multi-Max FA3, RESISTA or Ultra-Max or min. 1-inch Styrofoam Brand Roofmate, Highload 60 or Plazamate	LRFIA or LRFIA(BG)	Min. 0.25-inch SECUROCK Gypsum-Fiber Roof Board or 0.5-inch SECUROCK Cement Roof Board or min. 7/16-inch DEXcell Cement Roof Board	LRFIA or LRFIA(BG)	BP-SEBS, SBS-SEBS	(Optional) BP-SEBS, SBS-SEBS	AlphaGuard MTS Fluid Applied Roof System	-285.0
C-35	Min. 2,500 psi structural concrete	(Optional) Min. 0.5-inch Trisotech G or Trisotech CGF	PSFA	Min. 0.125-inch TremBoard AC or min. 0.5-inch Structodek HD with Primed Red Coating	PSFA	BP-SEBS, SBS-SEBS	(Optional) BP-SEBS, SBS-SEBS	AlphaGuard MTS Fluid Applied Roof System	-165.0
C-36	Min. 2,500 psi structural concrete	(Optional) Min. 0.5-inch Trisotech G or Trisotech CGF	PSFA	Min. 0.25-inch DensDeck Prime	PSFA	BP-SEBS, SBS-SEBS	(Optional) BP-SEBS, SBS-SEBS	AlphaGuard MTS Fluid Applied Roof System	-262.5
C-37	Min. 2,500 psi structural concrete	(Optional) Min. 0.5-inch Trisotech G or Trisotech CGF	PSFA	Min. 0.25-inch SECUROCK Gypsum-Fiber Roof Board or min. 7/16-inch DEXcell Cement Roof Board	PSFA	BP-SEBS, SBS-SEBS	(Optional) BP-SEBS, SBS-SEBS	AlphaGuard MTS Fluid Applied Roof System	-285.0

TABLE 3A: CONCRETE DECKS - NEW CONSTRUCTION OR REROOF (TEAR-OFF)
SYSTEM TYPE A-1: BONDED INSULATION, BONDED ROOF COVER

 REFER TO [NOTE 17](#) FOR VAPOR BARRIER OPTIONS

System No.	Deck (Note 1)	Base Insulation Layer		Top Insulation Layer		Roof Cover (Note 15)			MDP (psf)
		Type	Attach (Notes 6,7,8)	Type	Attach (Notes 6,7,8)	Base Ply	Ply	LARS	
C-38	Min. 2,500 psi structural concrete; ASTM D41 primed	Min. 1.5-inch Trisotech G	Hot asphalt	Min. 0.125-inch TremBoard AC or min. 0.5-inch Structodek HD with Primed Red Coating	Hot asphalt	BP-SEBS, SBS-SEBS	(Optional) BP-SEBS, SBS-SEBS	AlphaGuard MTS Fluid Applied Roof System	-180.0
TORCH-APPLIED BASE PLY:									
C-39	Min. 2,500 psi structural concrete	(Optional) Min. 0.5-inch Trisotech G, Trisotech CGF, Trisotech, H-Shield, Multi-Max FA3, RESISTA or Ultra-Max or min. 1-inch Styrofoam Brand Roofmate, Highload 60 or Plazamate	LRFIA or LRFIA(BG)	Min. 0.25-inch SECUROCK Gypsum-Fiber Roof Board	LRFIA or LRFIA(BG)	SBS-TA	(Optional) SBS-TA	AlphaGuard MTS Fluid Applied Roof System	-180.0
C-40	Min. 2,500 psi structural concrete	Min. 1-inch Trisotech G, Trisotech CGF, Trisotech, EnergyGuard Polyiso Insulation, H-Shield, ISO 95+ GL, Multi-Max FA-3, RESISTA or UltraMax or Styrofoam Brand Roofmate, Highload 60 or Plazamate	LRFIA or LRFIA(BG)	Min. 0.625-inch SECUROCK Gypsum-Fiber Roof Board	LRFIA or LRFIA(BG)	SBS-TA	(Optional) SBS-TA	AlphaGuard MTS Fluid Applied Roof System	-195.0
C-41	Min. 2,500 psi structural concrete	(Optional) Min. 0.5-inch Trisotech G, Trisotech CGF, Trisotech, H-Shield, Multi-Max FA3, RESISTA or Ultra-Max or min. 1-inch Styrofoam Brand Roofmate, Highload 60 or Plazamate	LRFIA or LRFIA(BG)	Min. 0.5-inch SECUROCK Cement Roof Board or min. 7/16-inch DEXcell Cement Roof Board	LRFIA or LRFIA(BG)	SBS-TA	(Optional) SBS-TA	AlphaGuard MTS Fluid Applied Roof System	-262.5
C-42	Min. 2,500 psi structural concrete	(Optional) Min. 0.5-inch Trisotech G or Trisotech CGF	PSFA	Min. 0.25-inch SECUROCK Gypsum-Fiber Roof Board	PSFA	SBS-TA	(Optional) SBS-TA	AlphaGuard MTS Fluid Applied Roof System	-180.0
C-43	Min. 2,500 psi structural concrete	(Optional) Min. 0.5-inch Trisotech G or Trisotech CGF	PSFA	Min. 7/16-inch DEXcell Cement Roof Board	PSFA	SBS-TA	(Optional) SBS-TA	AlphaGuard MTS Fluid Applied Roof System	-262.5

TABLE 3B: CONCRETE DECKS - NEW CONSTRUCTION OR REROOF (TEAR-OFF)
SYSTEM TYPE F: NON-INSULATED, BONDED ROOF COVER

System No.	Deck (Note 1)	Primer	Roof Cover (Note 15)			MDP (psf)
			Base Ply	Ply	LARS	
C-44	Min. 2,500 psi structural concrete	ASTM D41	SBS-TA	(Optional) SBS-TA	AlphaGuard MTS Fluid Applied Roof System	-315.0
C-45	Structural concrete	TREMprime WB Primer	BP-CA6, SBS-CA6	(Optional) One or more BP-CA6, SBS-CA6	AlphaGuard MTS Fluid Applied Roof System	-372.5
C-46	Min. 2,500 psi structural concrete	AlphaGuard C-Prime	None	None	AlphaGuard MTS Fluid Applied Roof System	-495.0
C-47	Min. 2,500 psi structural concrete	None	BP-CA5, SBS-CA5	(Optional) BP-CA5, SBS-CA5	AlphaGuard MTS Fluid Applied Roof System	-802.5

TABLE 4A: LIGHTWEIGHT CONCRETE DECKS - REROOF (TEAR-OFF)
SYSTEM TYPE A-1: LWC TO DECK, BONDED INSULATION, BONDED ROOF COVER

System No.	Deck (Note 1)	Lightweight Concrete (Note 14)		Base Insulation Layer		Coverboard		Roof Cover (Note 15)			MDP (psf)*
		Type	Surfacing	Type	Attach (Notes 6,7,8)	Type	Attach (Notes 6,7,8)	Base Ply	Ply	LARS	
BURMASTIC ADHESIVE MC APPLIED BASE PLY:											
LWC-1.	Min. 22 ga., type B, Grade 40 steel, 6 ft span, 5/8" puddle welds, 6" o.c. or min. 2,500 psi structural concrete	Pre-existent (re-roof only), min. 2-inch thick, min. 350 psi cellular lightweight concrete	For reroof (tear-off), repair LWC spalls with Celcore SBS (Sanded Bonding Surface)	(Optional) One or more layers, Min. 1-inch Trisotech G, Trisotech CGF, Trisotech, EnergyGuard Polyiso Insulation, H-Shield, ISO 95+ GL or Multi-Max FA3	LRFIA or LRFIA(BG)	Min. 0.25-inch SECUROCK Gypsum-Fiber Roof Board	LRFIA or LRFIA(BG)	BP-CA6 or SBS-CA6	(Optional) One or more BP-CA6 or SBS-CA6	AlphaGuard MTS Fluid Applied Roof System	-52.5
POWERPLY ENDURE BIO ADHESIVE TF APPLIED BASE PLY:											
LWC-2.	Min. 22 ga., type B, Grade 40 steel, 6 ft span, 5/8" puddle welds, 6" o.c. or min. 2,500 psi structural concrete	Pre-existent (re-roof only), min. 2-inch thick, min. 350 psi cellular lightweight concrete	For reroof (tear-off), repair LWC spalls with Celcore SBS (Sanded Bonding Surface)	(Optional) One or more layers, Min. 1-inch Trisotech G, Trisotech CGF, Trisotech, EnergyGuard Polyiso Insulation, H-Shield, ISO 95+ GL or Multi-Max FA3	LRFIA or LRFIA(BG)	Min. 0.25-inch SECUROCK Gypsum-Fiber Roof Board	LRFIA or LRFIA(BG)	BP-CA5, SBS-CA5	(Optional) One or more BP-CA5, SBS-CA5	AlphaGuard MTS Fluid Applied Roof System	-52.5
HOT-ASPALT-APPLIED BASE PLY:											
LWC-3.	Min. 22 ga., type B, Grade 40 steel, 6 ft span, 5/8" puddle welds, 6" o.c. or min. 2,500 psi structural concrete	Pre-existent (re-roof only), min. 2-inch thick, min. 350 psi cellular lightweight concrete	For reroof (tear-off), repair LWC spalls with Celcore SBS (Sanded Bonding Surface)	(Optional) One or more layers, Min. 1-inch Trisotech G, Trisotech CGF, Trisotech, EnergyGuard Polyiso Insulation, H-Shield, ISO 95+ GL or Multi-Max FA3	LRFIA or LRFIA(BG)	Min. 0.25-inch SECUROCK Gypsum-Fiber Roof Board	LRFIA or LRFIA(BG)	BP-AA, SBS-AA	(Optional) One or more BP-AA, SBS-AA	AlphaGuard MTS Fluid Applied Roof System	-52.5
LWC-4.	Min. 22 ga., type B, Grade 40 steel, 6 ft span, 5/8" puddle welds, 6" o.c. or min. 2,500 psi structural concrete	Pre-existent (re-roof only), min. 2-inch thick, min. 350 psi cellular lightweight concrete	For reroof (tear-off), repair LWC spalls with Celcore SBS (Sanded Bonding Surface)	(Optional) One or more layers, Min. 1-inch Trisotech G, Trisotech CGF, Trisotech, EnergyGuard Polyiso Insulation, H-Shield, ISO 95+ GL or Multi-Max FA3	LRFIA or LRFIA(BG)	Min. 0.25-inch SECUROCK Gypsum-Fiber Roof Board	LRFIA or LRFIA(BG)	SBS-AA	(Optional) SBS-TA	AlphaGuard MTS Fluid Applied Roof System	-52.5
SEBS-APPLIED BASE PLY:											
LWC-5.	Min. 22 ga., type B, Grade 40 steel, 6 ft span, 5/8" puddle welds, 6" o.c. or min. 2,500 psi structural concrete	Pre-existent (re-roof only), min. 2-inch thick, min. 350 psi cellular lightweight concrete	For reroof (tear-off), repair LWC spalls with Celcore SBS (Sanded Bonding Surface)	(Optional) One or more layers, Min. 1-inch Trisotech G, Trisotech CGF, Trisotech, EnergyGuard Polyiso Insulation, H-Shield, ISO 95+ GL or Multi-Max FA3	LRFIA or LRFIA(BG)	Min. 0.25-inch SECUROCK Gypsum-Fiber Roof Board	LRFIA or LRFIA(BG)	BP-SEBS, SBS-SEBS	(Optional) BP-SEBS, SBS-SEBS	AlphaGuard MTS Fluid Applied Roof System	-52.5
TORCH-APPLIED BASE PLY:											
LWC-6.	Min. 22 ga., type B, Grade 40 steel, 6 ft span, 5/8" puddle welds, 6" o.c. or min. 2,500 psi structural concrete	Pre-existent (re-roof only), min. 2-inch thick, min. 350 psi cellular lightweight concrete	For reroof (tear-off), repair LWC spalls with Celcore SBS (Sanded Bonding Surface)	(Optional) One or more layers, Min. 1-inch Trisotech G, Trisotech CGF, Trisotech, EnergyGuard Polyiso Insulation, H-Shield, ISO 95+ GL or Multi-Max FA3	LRFIA or LRFIA(BG)	Min. 0.25-inch SECUROCK Gypsum-Fiber Roof Board	LRFIA or LRFIA(BG)	SBS-TA	(Optional) SBS-TA	AlphaGuard MTS Fluid Applied Roof System	-52.5

TABLE 4B: LIGHTWEIGHT CONCRETE DECKS – NEW CONSTRUCTION OR REROOF (TEAR-OFF)
SYSTEM TYPE B-3: MECHANICALLY ATTACHED ANCHOR SHEET, BONDED INSULATION, BONDED ROOF COVER

Sys No.	Deck (Note 1)	Lightweight Concrete (Note 14)	Anchor Sheet			Vapor Barrier (Note 15)	Base Insulation		Top Insulation		Roof Cover (Note 15)			MDP (psf)
			Type	Fasten (Note 11)	Attach		Type	Attach (Notes 6,7,8)	Type	Attach (Notes 6,7,8)	Base Ply	Ply	LARS	
POWERPLY ENDURE BIO ADHESIVE TF APPLIED BASE PLY:														
LWC-7	Min. 22 ga., type BV, Grade 40 steel; 6 ft span; #12 HWH Tekes 5 6" o.c.	ELASTIZELL (NOA 18-0208.03) : Min. 370 psi, Min. 2-inch thick, Elastizell Range III Cellular Concrete with Zell-Crete Fibers	BURmastic Composite Ply HT, BURmastic Composite Ply Premium	Tremco Twin Loc-Nail Assembled Fastener (min. 1.7" embed)	7-inch o.c. at 4-inch laps and 7-inch o.c. at two (2), equally spaced, staggered center rows	(Optional) BP-CA5 or SBS-CA5	Min. 1-inch Trisotech G, Trisotech CGF, Trisotech, EnergyGuard Polyiso Insulation, H-Shield, ISO 95+ GL, RESISTA, Multi-Max FA3 or UltraMax or Styrofoam Brand Roofmate, Highload 60 or Plazamate	LRFIA or LRFIA(BG), ~10.5-inch o.c. (ribbons shall be over anchor sheet fastener rows)	Min. 0.25-inch DensDeck Prime, DEXcell FA Glass Mat Roof Board or SECUROCK Gypsum-Fiber Roof Board or min. 0.5-inch SECUROCK Cement Roof Board or min. 7/16-inch DEXcell Cement Roof Board	LRFIA or LRFIA(BG)	BP-CA5, SBS-CA5	(Optional) One or more BP-CA5, SBS-CA5	AlphaGuard MTS Fluid Applied Roof System	-45.0
LWC-8	Min. 22 ga., type BV, Grade 80 steel; 6 ft span; #12 HWH Tekes 5 6" o.c.	ELASTIZELL (NOA 18-0208.03) : Min. 430 psi, Min. 2-inch thick, Elastizell Range III Cellular Concrete with Zell-Crete Fibers	BURmastic Composite Ply HT, BURmastic Composite Ply Premium	Tremco Twin Loc-Nail Assembled Fastener (min. 1.7" embed)	7-inch o.c. at 4-inch laps and 7-inch o.c. at three (3), equally spaced, staggered center rows	(Optional) BP-CA5 or SBS-CA5	Min. 1-inch Trisotech G, Trisotech CGF, Trisotech, EnergyGuard Polyiso Insulation, H-Shield, ISO 95+ GL, RESISTA, Multi-Max FA3 or UltraMax or Styrofoam Brand Roofmate, Highload 60 or Plazamate	LRFIA or LRFIA(BG), ~8-inch o.c. (ribbons shall be over anchor sheet fastener rows)	Min. 0.25-inch DensDeck Prime, DEXcell FA Glass Mat Roof Board or SECUROCK Gypsum-Fiber Roof Board or min. 0.5-inch SECUROCK Cement Roof Board or min. 7/16-inch DEXcell Cement Roof Board	LRFIA or LRFIA(BG), 8-inch o.c.	BP-CA5, SBS-CA5	(Optional) One or more BP-CA5, SBS-CA5	AlphaGuard MTS Fluid Applied Roof System	-60.0
LWC-9	Min. 22 ga., type BV, Grade 40 steel; 6 ft span; #12 HWH Tekes 5 6" o.c.	ELASTIZELL (NOA 18-0208.03) : Min. 370 psi, Min. 2-inch thick, Elastizell Range III Cellular Concrete with Zell-Crete Fibers	BURmastic Composite Ply HT, BURmastic Composite Ply Premium	Tremco Twin Loc-Nail Assembled Fastener (min. 1.7" embed)	7-inch o.c. at 4-inch laps and 7-inch o.c. at two (2), equally spaced, staggered center rows	(Optional) BP-CA5 or SBS-CA5	Min. 1-inch Trisotech G or Trisotech CGF	PSFA, ~10.5-inch o.c. (ribbons shall be over anchor sheet fastener rows)	Min. 0.25-inch DensDeck Prime, DEXcell FA Glass Mat Roof Board or SECUROCK Gypsum-Fiber Roof Board or min. 7/16-inch DEXcell Cement Roof Board	PSFA	BP-CA5, SBS-CA5	(Optional) One or more BP-CA5, SBS-CA5	AlphaGuard MTS Fluid Applied Roof System	-45.0
LWC-10	Min. 22 ga., type BV, Grade 80 steel; 6 ft span; #12 HWH Tekes 5 6" o.c.	ELASTIZELL (NOA 18-0208.03) : Min. 430 psi, Min. 2-inch thick, Elastizell Range III Cellular Concrete with Zell-Crete Fibers	BURmastic Composite Ply HT, BURmastic Composite Ply Premium	Tremco Twin Loc-Nail Assembled Fastener (min. 1.7" embed)	7-inch o.c. at 4-inch laps and 7-inch o.c. at three (3), equally spaced, staggered center rows	(Optional) BP-CA5 or SBS-CA5	Min. 1-inch Trisotech G or Trisotech CGF	PSFA, ~8-inch o.c. (ribbons shall be over anchor sheet fastener rows)	Min. 0.25-inch DensDeck Prime, DEXcell FA Glass Mat Roof Board or SECUROCK Gypsum-Fiber Roof Board or min. 7/16-inch DEXcell Cement Roof Board	PSFA, 8-inch o.c.	BP-CA5, SBS-CA5	(Optional) One or more BP-CA5, SBS-CA5	AlphaGuard MTS Fluid Applied Roof System	-60.0

TABLE 4c: LIGHTWEIGHT CONCRETE DECKS – REROOF (TEAR-OFF) OR RECOVER
SYSTEM TYPE C-1: MECHANICALLY ATTACHED INSULATION, BONDED ROOF COVER

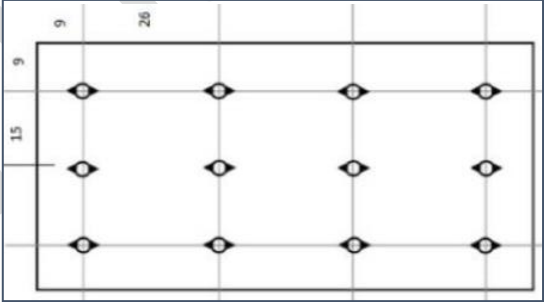
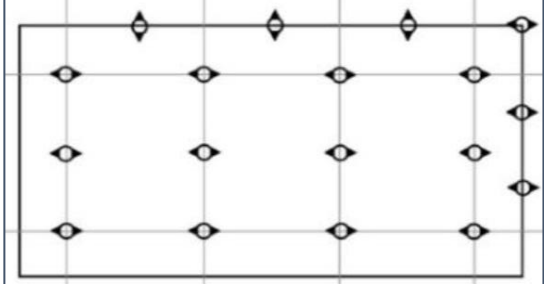
System No.	Deck (Note 1)	Lightweight Concrete (Note 14)		Insulation Layer			Roof Cover (Note 15)			MDP (psf)
		Type	Surfacing	Type	Fastener (Note 11)	Top Layer Attach	Base Ply	Ply	LARS	
BURMASTIC ADHESIVE MC APPLIED BASE PLY:										
LWC-11.	Min. 22 ga., type B, Grade 40 steel, 6 ft span, 5/8" puddle welds, 6" o.c. or min. 2,500 psi structural concrete	Pre-existent, min. 2-inch thick, min. 350 psi cellular lightweight concrete	Repair LWC spalls with Celcore SBS (Sanded Bonding Surface)	Base Layer(s): (Optional) One or more layers, min. 1-inch thick FBC Approved polyisocyanurate or mineral wool insulation, loose laid Top Layer: Min. 0.5-inch SECUROCK Gypsum-Fiber Roof Board	Trufast Versa Fastener & Plate; 2 screws per plate installed 180° into the holes of the plate*	1 per 2.7 ft ² (12 per 4x8 ft board)	BP-CA6 or SBS-CA6	(Optional) One or more BP-CA6 or SBS-CA6	AlphaGuard MTS Fluid Applied Roof System	-45.0
	<i>Note:</i>	<i>*Versa Fastener screws shall be of sufficient length for full-penetration through the LWC top coat. Field withdrawal resistance testing (Note 11) shall yield minimum 240 lbf. Additional Versa-Fastener within each Versa-Fast Plate may be utilized to produce minimum withdrawal resistance.</i>								
LWC-12.	Min. 22 ga., type B, Grade 40 steel, 6 ft span, 5/8" puddle welds, 6" o.c. or min. 2,500 psi structural concrete	Pre-existent, min. 2-inch thick, min. 350 psi cellular lightweight concrete	Repair LWC spalls with Celcore SBS (Sanded Bonding Surface)	Base Layer(s): (Optional) One or more layers, min. 1-inch thick FBC Approved polyisocyanurate or mineral wool insulation, loose laid Top Layer: Min. 0.5-inch SECUROCK Gypsum-Fiber Roof Board	Trufast Versa Fastener & Plate; 2 screws per plate installed 180° into the holes of the plate*	1 per 1.8 ft ² (12 plates per 4x8 ft board in field of board, plus 1 part in corner, 2 parts on short edge and 3 parts on long edge)	BP-CA6 or SBS-CA6	(Optional) One or more BP-CA6 or SBS-CA6	AlphaGuard MTS Fluid Applied Roof System	-60.0
	<i>Note:</i>	<i>*Versa Fastener screws shall be of sufficient length for full-penetration through the LWC top coat. Field withdrawal resistance testing (Note 11) shall yield minimum 214 lbf. Additional Versa-Fastener within each Versa-Fast Plate may be utilized to produce minimum withdrawal resistance.</i>								

TABLE 4c: LIGHTWEIGHT CONCRETE DECKS – REROOF (TEAR-OFF) OR RECOVER
SYSTEM TYPE C-1: MECHANICALLY ATTACHED INSULATION, BONDED ROOF COVER


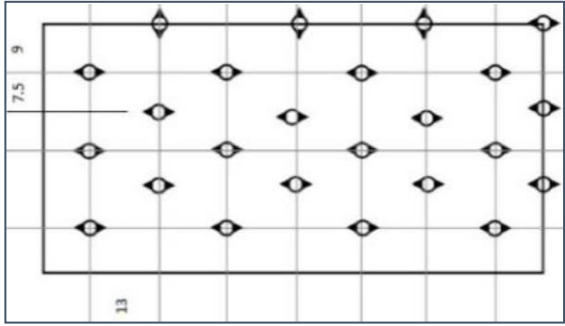
System No.	Deck (Note 1)	Lightweight Concrete (Note 14)		Insulation Layer			Roof Cover (Note 15)			MDP (psf)
		Type	Surfacing	Type	Fastener (Note 11)	Top Layer Attach	Base Ply	Ply	LARS	
LWC-13.	Min. 22 ga., type B, Grade 40 steel, 6 ft span, 5/8" puddle welds, 6" o.c. or min. 2,500 psi structural concrete	Pre-existent, min. 2-inch thick, min. 350 psi cellular lightweight concrete	Repair LWC spalls with Celcore SBS (Sanded Bonding Surface)	Base Layer(s): (Optional) One or more layers, min. 1-inch thick FBC Approved polyisocyanurate or mineral wool insulation, loose laid Top Layer: Min. 1/8-inch TremBoard AC	Trufast Versa Fastener & Plate; 2 screws per plate installed 180° into the holes of the plate*	1 per 1.3 ft ² (18 plates per 4x8 ft board in field of board, plus 6 parts on long edge)	SBS-CA6	(Optional) One or more BP-CA6 or SBS-CA6	AlphaGuard MTS Fluid Applied Roof System	-67.5
	Note:	*Versa Fastener screws shall be of sufficient length for full-penetration through the LWC top coat. Field withdrawal resistance testing (Note 11) shall yield minimum 180 lbf. Additional Versa-Fast Fastener within each Versa-Fast Plate may be utilized to produce minimum withdrawal resistance.								
LWC-14.	Min. 22 ga., type B, Grade 40 steel, 6 ft span, 5/8" puddle welds, 6" o.c. or min. 2,500 psi structural concrete	Pre-existent, min. 2-inch thick, min. 350 psi cellular lightweight concrete	Repair LWC spalls with Celcore SBS (Sanded Bonding Surface)	Base Layer(s): (Optional) One or more layers, min. 1-inch thick FBC Approved polyisocyanurate or mineral wool insulation, loose laid Top Layer: Min. 0.5-inch SECUROCK Gypsum-Fiber Roof Board	Trufast Versa Fastener & Plate; 2 screws per plate installed 180° into the holes of the plate*	1 per 1.3 ft ² (18 plates per 4x8 ft board in field of board, plus 1 part in corner, 2 parts on short edge and 3 parts on long edge)	BP-CA6 or SBS-CA6	(Optional) One or more BP-CA6 or SBS-CA6	AlphaGuard MTS Fluid Applied Roof System	-97.5
	Note:	*Versa Fastener screws shall be of sufficient length for full-penetration through the LWC top coat. Field withdrawal resistance testing (Note 11) shall yield minimum 259 lbf. Additional Versa-Fast Fastener within each Versa-Fast Plate may be utilized to produce minimum withdrawal resistance.								

TABLE 4c: LIGHTWEIGHT CONCRETE DECKS – REROOF (TEAR-OFF) OR RECOVER
SYSTEM TYPE C-1: MECHANICALLY ATTACHED INSULATION, BONDED ROOF COVER

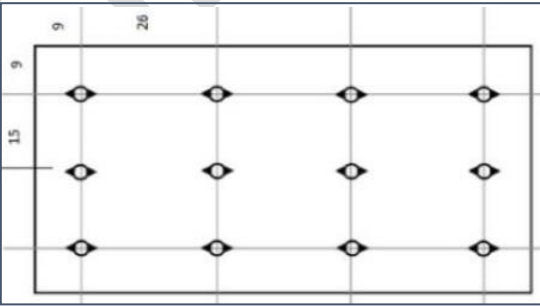
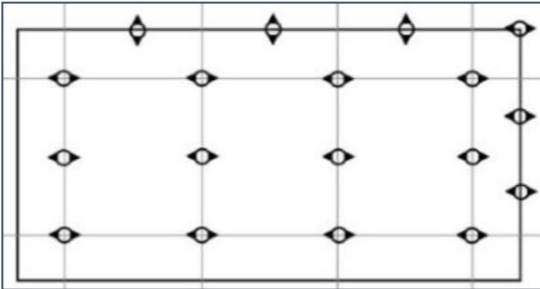
System No.	Deck (Note 1)	Lightweight Concrete (Note 14)		Insulation Layer			Roof Cover (Note 15)			MDP (psf)
		Type	Surfacing	Type	Fastener (Note 11)	Top Layer Attach	Base Ply	Ply	LARS	
POWERPLY ENDURE BIO ADHESIVE TF APPLIED BASE PLY:										
LWC-15.	Min. 22 ga., type B, Grade 40 steel, 6 ft span, 5/8" puddle welds, 6" o.c. or min. 2,500 psi structural concrete	Pre-existent, min. 2-inch thick, min. 350 psi cellular lightweight concrete	Repair LWC spalls with Celcore SBS (Sanded Bonding Surface)	Base Layer(s): (Optional) One or more layers, min. 1-inch thick FBC Approved polyisocyanurate or mineral wool insulation, loose laid Top Layer: Min. 0.5-inch SECUROCK Gypsum-Fiber Roof Board	Trufast Versa Fastener & Plate; 2 screws per plate installed 180° into the holes of the plate*	1 per 2.7 ft ² (12 per 4x8 ft board)	BP-CA5, SBS-CA5	(Optional) One or more BP-CA5, SBS-CA5	AlphaGuard MTS Fluid Applied Roof System	-45.0
	<i>Note:</i>	<i>*Versa Fastener screws shall be of sufficient length for full-penetration through the LWC top coat. Field withdrawal resistance testing (Note 11) shall yield minimum 240 lbf. Additional Versa-Fast Fastener within each Versa-Fast Plate may be utilized to produce minimum withdrawal resistance.</i>								
LWC-16.	Min. 22 ga., type B, Grade 40 steel, 6 ft span, 5/8" puddle welds, 6" o.c. or min. 2,500 psi structural concrete	Pre-existent, min. 2-inch thick, min. 350 psi cellular lightweight concrete	Repair LWC spalls with Celcore SBS (Sanded Bonding Surface)	Base Layer(s): (Optional) One or more layers, min. 1-inch thick FBC Approved polyisocyanurate or mineral wool insulation, loose laid Top Layer: Min. 0.5-inch SECUROCK Gypsum-Fiber Roof Board	Trufast Versa Fastener & Plate; 2 screws per plate installed 180° into the holes of the plate*	1 per 1.8 ft ² (12 plates per 4x8 ft board in field of board, plus 1 part in corner, 2 parts on short edge and 3 parts on long edge)	BP-CA5, SBS-CA5	(Optional) One or more BP-CA5, SBS-CA5	AlphaGuard MTS Fluid Applied Roof System	-60.0
	<i>Note:</i>	<i>*Versa Fastener screws shall be of sufficient length for full-penetration through the LWC top coat. Field withdrawal resistance testing (Note 11) shall yield minimum 214 lbf. Additional Versa-Fast Fastener within each Versa-Fast Plate may be utilized to produce minimum withdrawal resistance.</i>								

TABLE 4c: LIGHTWEIGHT CONCRETE DECKS – REROOF (TEAR-OFF) OR RECOVER
SYSTEM TYPE C-1: MECHANICALLY ATTACHED INSULATION, BONDED ROOF COVER


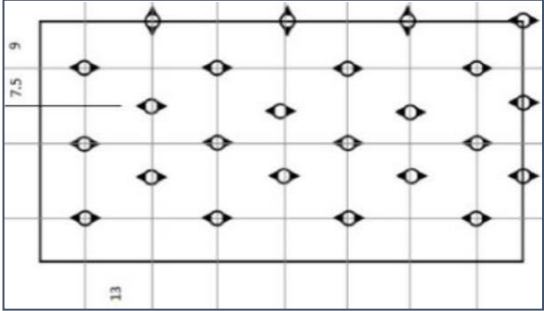
System No.	Deck (Note 1)	Lightweight Concrete (Note 14)		Insulation Layer			Roof Cover (Note 15)			MDP (psf)
		Type	Surfacing	Type	Fastener (Note 11)	Top Layer Attach	Base Ply	Ply	LARS	
LWC-17.	Min. 22 ga., type B, Grade 40 steel, 6 ft span, 5/8" puddle welds, 6" o.c. or min. 2,500 psi structural concrete	Pre-existent, min. 2-inch thick, min. 350 psi cellular lightweight concrete	Repair LWC spalls with Celcore SBS (Sanded Bonding Surface)	Base Layer(s): (Optional) One or more layers, min. 1-inch thick FBC Approved polyisocyanurate or mineral wool insulation, loose laid Top Layer: Min. 1/8-inch TremBoard AC or Blue Ridge STURDY-DEK Asphaltic Coverboard	Trufast Versa Fastener & Plate; 2 screws per plate installed 180° into the holes of the plate*	1 per 1.3 ft ² (18 plates per 4x8 ft board in field of board, plus 6 parts on long edge)	BP-CA5, SBS-CA5	(Optional) One or more BP-CA5, SBS-CA5	AlphaGuard MTS Fluid Applied Roof System	-67.5
	<i>Note:</i>	<i>*Versa Fastener screws shall be of sufficient length for full-penetration through the LWC top coat. Field withdrawal resistance testing (Note 11) shall yield minimum 180 lbf. Additional Versa-Fast Fastener within each Versa-Fast Plate may be utilized to produce minimum withdrawal resistance.</i>								
LWC-18.	Min. 22 ga., type B, Grade 40 steel, 6 ft span, 5/8" puddle welds, 6" o.c. or min. 2,500 psi structural concrete	Pre-existent, min. 2-inch thick, min. 350 psi cellular lightweight concrete	Repair LWC spalls with Celcore SBS (Sanded Bonding Surface)	Base Layer(s): (Optional) One or more layers, min. 1-inch thick FBC Approved polyisocyanurate or mineral wool insulation, loose laid Top Layer: Min. 0.5-inch SECUROCK Gypsum-Fiber Roof Board	Trufast Versa Fastener & Plate; 2 screws per plate installed 180° into the holes of the plate*	1 per 1.3 ft ² (18 plates per 4x8 ft board in field of board, plus 1 part in corner, 2 parts on short edge and 3 parts on long edge)	BP-CA5, SBS-CA5	(Optional) One or more BP-CA5, SBS-CA5	AlphaGuard MTS Fluid Applied Roof System	-97.5
	<i>Note:</i>	<i>*Versa Fastener screws shall be of sufficient length for full-penetration through the LWC top coat. Field withdrawal resistance testing (Note 11) shall yield minimum 259 lbf. Additional Versa-Fast Fastener within each Versa-Fast Plate may be utilized to produce minimum withdrawal resistance.</i>								

TABLE 4c: LIGHTWEIGHT CONCRETE DECKS – REROOF (TEAR-OFF) OR RECOVER
SYSTEM TYPE C-1: MECHANICALLY ATTACHED INSULATION, BONDED ROOF COVER

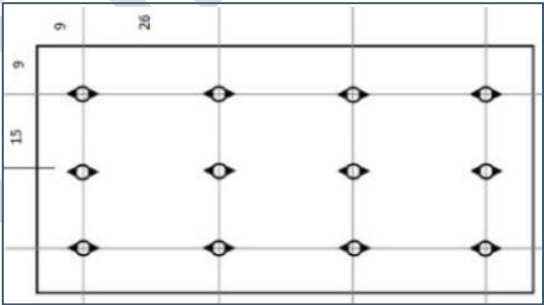
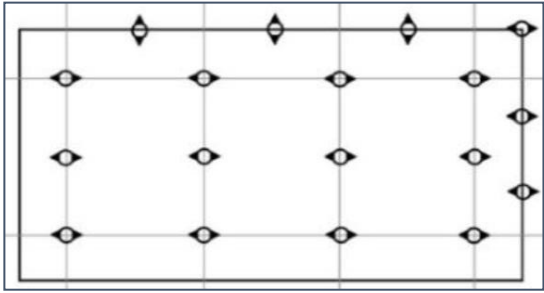
System No.	Deck (Note 1)	Lightweight Concrete (Note 14)		Insulation Layer			Roof Cover (Note 15)			MDP (psf)
		Type	Surfacing	Type	Fastener (Note 11)	Top Layer Attach	Base Ply	Ply	LARS	
HOT-ASPHALT-APPLIED BASE PLY:										
LWC-19.	Min. 22 ga., type B, Grade 40 steel, 6 ft span, 5/8" puddle welds, 6" o.c. or min. 2,500 psi structural concrete	Pre-existent, min. 2-inch thick, min. 350 psi cellular lightweight concrete	Repair LWC spalls with Celcore SBS (Sanded Bonding Surface)	Base Layer(s): (Optional) One or more layers, min. 1-inch thick FBC Approved polyisocyanurate or mineral wool insulation, loose laid Top Layer: Min. 0.5-inch SECUROCK Gypsum-Fiber Roof Board	Trufast Versa Fastener & Plate; 2 screws per plate installed 180° into the holes of the plate*	1 per 2.7 ft ² (12 per 4x8 ft board)	BP-AA, SBS-AA	(Optional) One or more BP-AA, SBS-AA	AlphaGuard MTS Fluid Applied Roof System	-45.0
	<i>Note:</i>	<i>*Versa Fastener screws shall be of sufficient length for full-penetration through the LWC top coat. Field withdrawal resistance testing (Note 11) shall yield minimum 240 lbf. Additional Versa-Fast Fastener within each Versa-Fast Plate may be utilized to produce minimum withdrawal resistance.</i>								
LWC-20.	Min. 22 ga., type B, Grade 40 steel, 6 ft span, 5/8" puddle welds, 6" o.c. or min. 2,500 psi structural concrete	Pre-existent, min. 2-inch thick, min. 350 psi cellular lightweight concrete	Repair LWC spalls with Celcore SBS (Sanded Bonding Surface)	Base Layer(s): (Optional) One or more layers, min. 1-inch thick FBC Approved polyisocyanurate or mineral wool insulation, loose laid Top Layer: Min. 0.5-inch SECUROCK Gypsum-Fiber Roof Board	Trufast Versa Fastener & Plate; 2 screws per plate installed 180° into the holes of the plate*	1 per 1.8 ft ² (12 plates per 4x8 ft board in field of board, plus 1 part in corner, 2 parts on short edge and 3 parts on long edge)	BP-AA, SBS-AA	(Optional) One or more BP-AA, SBS-AA	AlphaGuard MTS Fluid Applied Roof System	-60.0
	<i>Note:</i>	<i>*Versa Fastener screws shall be of sufficient length for full-penetration through the LWC top coat. Field withdrawal resistance testing (Note 11) shall yield minimum 214 lbf. Additional Versa-Fast Fastener within each Versa-Fast Plate may be utilized to produce minimum withdrawal resistance.</i>								

TABLE 4c: LIGHTWEIGHT CONCRETE DECKS – REROOF (TEAR-OFF) OR RECOVER
SYSTEM TYPE C-1: MECHANICALLY ATTACHED INSULATION, BONDED ROOF COVER


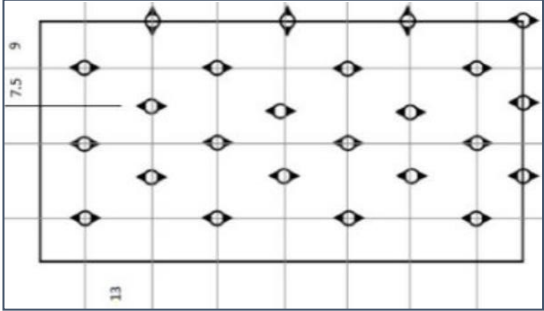
System No.	Deck (Note 1)	Lightweight Concrete (Note 14)		Insulation Layer			Roof Cover (Note 15)			MDP (psf)
		Type	Surfacing	Type	Fastener (Note 11)	Top Layer Attach	Base Ply	Ply	LARS	
LWC-21.	Min. 22 ga., type B, Grade 40 steel, 6 ft span, 5/8" puddle welds, 6" o.c. or min. 2,500 psi structural concrete	Pre-existent, min. 2-inch thick, min. 350 psi cellular lightweight concrete	Repair LWC spalls with Celcore SBS (Sanded Bonding Surface)	Base Layer(s): (Optional) One or more layers, min. 1-inch thick FBC Approved polyisocyanurate or mineral wool insulation, loose laid Top Layer: Min. 1/8-inch TremBoard AC or Blue Ridge STURDY-DEK Asphaltic Coverboard	Trufast Versa Fastener & Plate; 2 screws per plate installed 180° into the holes of the plate*	1 per 1.3 ft ² (18 plates per 4x8 ft board in field of board, plus 6 parts on long edge)	BP-AA, SBS-AA	(Optional) One or more BP-AA, SBS-AA	AlphaGuard MTS Fluid Applied Roof System	-67.5
	<i>Note:</i>	<i>*Versa Fastener screws shall be of sufficient length for full-penetration through the LWC top coat. Field withdrawal resistance testing (Note 11) shall yield minimum 180 lbf. Additional Versa-Fast Fastener within each Versa-Fast Plate may be utilized to produce minimum withdrawal resistance.</i>								
LWC-22.	Min. 22 ga., type B, Grade 40 steel, 6 ft span, 5/8" puddle welds, 6" o.c. or min. 2,500 psi structural concrete	Pre-existent, min. 2-inch thick, min. 350 psi cellular lightweight concrete	Repair LWC spalls with Celcore SBS (Sanded Bonding Surface)	Base Layer(s): (Optional) One or more layers, min. 1-inch thick FBC Approved polyisocyanurate or mineral wool insulation, loose laid Top Layer: Min. 0.5-inch SECUROCK Gypsum-Fiber Roof Board	Trufast Versa Fastener & Plate; 2 screws per plate installed 180° into the holes of the plate*	1 per 1.3 ft ² (18 plates per 4x8 ft board in field of board, plus 1 part in corner, 2 parts on short edge and 3 parts on long edge)	BP-AA, SBS-AA	(Optional) One or more BP-AA, SBS-AA	AlphaGuard MTS Fluid Applied Roof System	-97.5
	<i>Note:</i>	<i>*Versa Fastener screws shall be of sufficient length for full-penetration through the LWC top coat. Field withdrawal resistance testing (Note 11) shall yield minimum 259 lbf. Additional Versa-Fast Fastener within each Versa-Fast Plate may be utilized to produce minimum withdrawal resistance.</i>								

TABLE 4c: LIGHTWEIGHT CONCRETE DECKS – REROOF (TEAR-OFF) OR RECOVER
SYSTEM TYPE C-1: MECHANICALLY ATTACHED INSULATION, BONDED ROOF COVER

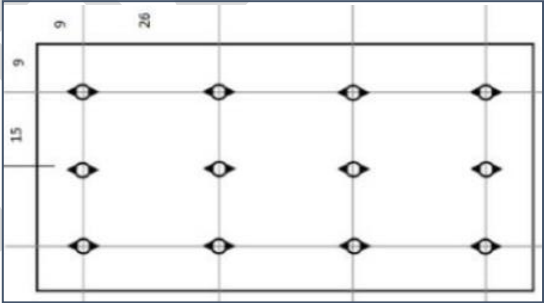
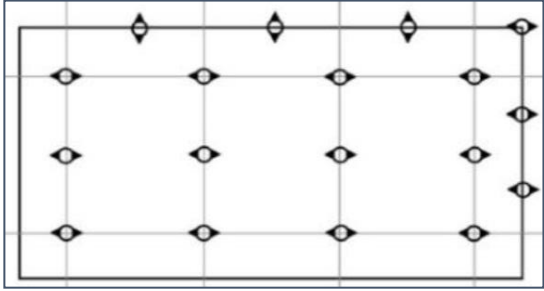
System No.	Deck (Note 1)	Lightweight Concrete (Note 14)		Insulation Layer			Roof Cover (Note 15)			MDP (psf)
		Type	Surfacing	Type	Fastener (Note 11)	Top Layer Attach	Base Ply	Ply	LARS	
LWC-23.	Min. 22 ga., type B, Grade 40 steel, 6 ft span, 5/8" puddle welds, 6" o.c. or min. 2,500 psi structural concrete	Pre-existent, min. 2-inch thick, min. 350 psi cellular lightweight concrete	Repair LWC spalls with Celcore SBS (Sanded Bonding Surface)	Base Layer(s): (Optional) One or more layers, min. 1-inch thick FBC Approved polyisocyanurate or mineral wool insulation, loose laid Top Layer: Min. 0.5-inch SECUROCK Gypsum-Fiber Roof Board	Trufast Versa Fastener & Plate; 2 screws per plate installed 180° into the holes of the plate*	1 per 2.7 ft ² (12 per 4x8 ft board)	SBS-AA	(Optional) SBS-TA	AlphaGuard MTS Fluid Applied Roof System	-45.0
	<i>Note:</i>	<i>*Versa Fastener screws shall be of sufficient length for full-penetration through the LWC top coat. Field withdrawal resistance testing (Note 11) shall yield minimum 240 lbf. Additional Versa-Fast Fastener within each Versa-Fast Plate may be utilized to produce minimum withdrawal resistance.</i>								
LWC-24.	Min. 22 ga., type B, Grade 40 steel, 6 ft span, 5/8" puddle welds, 6" o.c. or min. 2,500 psi structural concrete	Pre-existent, min. 2-inch thick, min. 350 psi cellular lightweight concrete	Repair LWC spalls with Celcore SBS (Sanded Bonding Surface)	Base Layer(s): (Optional) One or more layers, min. 1-inch thick FBC Approved polyisocyanurate or mineral wool insulation, loose laid Top Layer: Min. 0.5-inch SECUROCK Gypsum-Fiber Roof Board	Trufast Versa Fastener & Plate; 2 screws per plate installed 180° into the holes of the plate*	1 per 1.8 ft ² (12 plates per 4x8 ft board in field of board, plus 1 part in corner, 2 parts on short edge and 3 parts on long edge)	SBS-AA	(Optional) SBS-TA	AlphaGuard MTS Fluid Applied Roof System	-60.0
	<i>Note:</i>	<i>*Versa Fastener screws shall be of sufficient length for full-penetration through the LWC top coat. Field withdrawal resistance testing (Note 11) shall yield minimum 214 lbf. Additional Versa-Fast Fastener within each Versa-Fast Plate may be utilized to produce minimum withdrawal resistance.</i>								

TABLE 4c: LIGHTWEIGHT CONCRETE DECKS – REROOF (TEAR-OFF) OR RECOVER
SYSTEM TYPE C-1: MECHANICALLY ATTACHED INSULATION, BONDED ROOF COVER


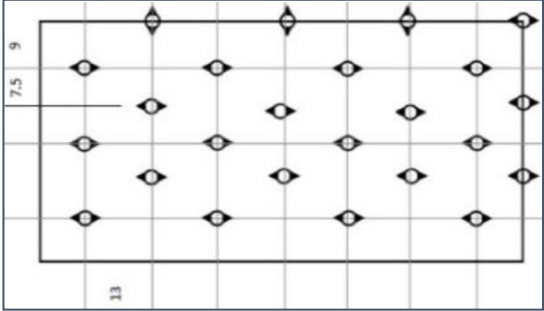
System No.	Deck (Note 1)	Lightweight Concrete (Note 14)		Insulation Layer			Roof Cover (Note 15)			MDP (psf)
		Type	Surfacing	Type	Fastener (Note 11)	Top Layer Attach	Base Ply	Ply	LARS	
LWC-25.	Min. 22 ga., type B, Grade 40 steel, 6 ft span, 5/8" puddle welds, 6" o.c. or min. 2,500 psi structural concrete	Pre-existent, min. 2-inch thick, min. 350 psi cellular lightweight concrete	Repair LWC spalls with Celcore SBS (Sanded Bonding Surface)	Base Layer(s): (Optional) One or more layers, min. 1-inch thick FBC Approved polyisocyanurate or mineral wool insulation, loose laid Top Layer: Min. 1/8-inch TremBoard AC or Blue Ridge STURDY-DEK Asphaltic Coverboard	Trufast Versa Fastener & Plate; 2 screws per plate installed 180° into the holes of the plate*	1 per 1.3 ft ² (18 plates per 4x8 ft board in field of board, plus 6 parts on long edge)	SBS-AA	(Optional) SBS-TA	AlphaGuard MTS Fluid Applied Roof System	-67.5
	<i>Note:</i>	<i>*Versa Fastener screws shall be of sufficient length for full-penetration through the LWC top coat. Field withdrawal resistance testing (Note 11) shall yield minimum 180 lbf. Additional Versa-Fast Fastener within each Versa-Fast Plate may be utilized to produce minimum withdrawal resistance.</i>								
LWC-26.	Min. 22 ga., type B, Grade 40 steel, 6 ft span, 5/8" puddle welds, 6" o.c. or min. 2,500 psi structural concrete	Pre-existent, min. 2-inch thick, min. 350 psi cellular lightweight concrete	Repair LWC spalls with Celcore SBS (Sanded Bonding Surface)	Base Layer(s): (Optional) One or more layers, min. 1-inch thick FBC Approved polyisocyanurate or mineral wool insulation, loose laid Top Layer: Min. 0.5-inch SECUROCK Gypsum-Fiber Roof Board	Trufast Versa Fastener & Plate; 2 screws per plate installed 180° into the holes of the plate*	1 per 1.3 ft ² (18 plates per 4x8 ft board in field of board, plus 1 part in corner, 2 parts on short edge and 3 parts on long edge)	SBS-AA	(Optional) SBS-TA	AlphaGuard MTS Fluid Applied Roof System	-97.5
	<i>Note:</i>	<i>*Versa Fastener screws shall be of sufficient length for full-penetration through the LWC top coat. Field withdrawal resistance testing (Note 11) shall yield minimum 259 lbf. Additional Versa-Fast Fastener within each Versa-Fast Plate may be utilized to produce minimum withdrawal resistance.</i>								

TABLE 4c: LIGHTWEIGHT CONCRETE DECKS – REROOF (TEAR-OFF) OR RECOVER
SYSTEM TYPE C-1: MECHANICALLY ATTACHED INSULATION, BONDED ROOF COVER

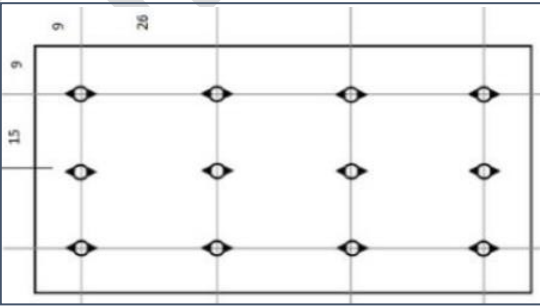
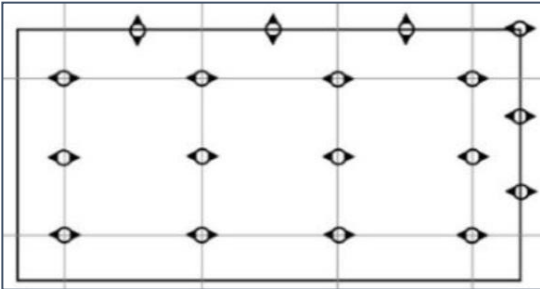
System No.	Deck (Note 1)	Lightweight Concrete (Note 14)		Insulation Layer			Roof Cover (Note 15)			MDP (psf)
		Type	Surfacing	Type	Fastener (Note 11)	Top Layer Attach	Base Ply	Ply	LARS	
SEBS-APPLIED BASE PLY:										
LWC-27.	Min. 22 ga., type B, Grade 40 steel, 6 ft span, 5/8" puddle welds, 6" o.c. or min. 2,500 psi structural concrete	Pre-existent, min. 2-inch thick, min. 350 psi cellular lightweight concrete	Repair LWC spalls with Celcore SBS (Sanded Bonding Surface)	Base Layer(s): (Optional) One or more layers, min. 1-inch thick FBC Approved polyisocyanurate or mineral wool insulation, loose laid Top Layer: Min. 0.5-inch SECUROCK Gypsum-Fiber Roof Board	Trufast Versa Fastener & Plate; 2 screws per plate installed 180° into the holes of the plate*	1 per 2.7 ft ² (12 per 4x8 ft board)	BP-SEBS, SBS-SEBS	(Optional) BP-SEBS, SBS-SEBS	AlphaGuard MTS Fluid Applied Roof System	-45.0
	<i>Note:</i>	<i>*Versa Fastener screws shall be of sufficient length for full-penetration through the LWC top coat. Field withdrawal resistance testing (Note 11) shall yield minimum 240 lbf. Additional Versa-Fast Fastener within each Versa-Fast Plate may be utilized to produce minimum withdrawal resistance.</i>								
LWC-28.	Min. 22 ga., type B, Grade 40 steel, 6 ft span, 5/8" puddle welds, 6" o.c. or min. 2,500 psi structural concrete	Pre-existent, min. 2-inch thick, min. 350 psi cellular lightweight concrete	Repair LWC spalls with Celcore SBS (Sanded Bonding Surface)	Base Layer(s): (Optional) One or more layers, min. 1-inch thick FBC Approved polyisocyanurate or mineral wool insulation, loose laid Top Layer: Min. 0.5-inch SECUROCK Gypsum-Fiber Roof Board	Trufast Versa Fastener & Plate; 2 screws per plate installed 180° into the holes of the plate*	1 per 1.8 ft ² (12 plates per 4x8 ft board in field of board, plus 1 part in corner, 2 parts on short edge and 3 parts on long edge)	BP-SEBS, SBS-SEBS	(Optional) BP-SEBS, SBS-SEBS	AlphaGuard MTS Fluid Applied Roof System	-60.0
	<i>Note:</i>	<i>*Versa Fastener screws shall be of sufficient length for full-penetration through the LWC top coat. Field withdrawal resistance testing (Note 11) shall yield minimum 214 lbf. Additional Versa-Fast Fastener within each Versa-Fast Plate may be utilized to produce minimum withdrawal resistance.</i>								

TABLE 4c: LIGHTWEIGHT CONCRETE DECKS – REROOF (TEAR-OFF) OR RECOVER
SYSTEM TYPE C-1: MECHANICALLY ATTACHED INSULATION, BONDED ROOF COVER


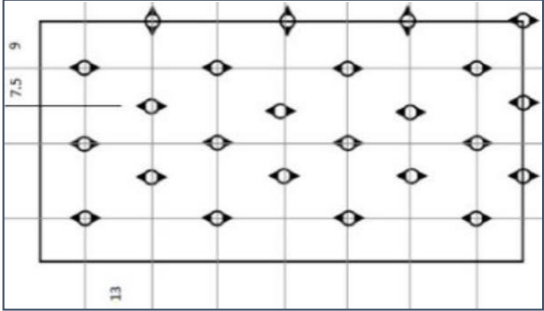
System No.	Deck (Note 1)	Lightweight Concrete (Note 14)		Insulation Layer			Roof Cover (Note 15)			MDP (psf)
		Type	Surfacing	Type	Fastener (Note 11)	Top Layer Attach	Base Ply	Ply	LARS	
LWC-29.	Min. 22 ga., type B, Grade 40 steel, 6 ft span, 5/8" puddle welds, 6" o.c. or min. 2,500 psi structural concrete	Pre-existent, min. 2-inch thick, min. 350 psi cellular lightweight concrete	Repair LWC spalls with Celcore SBS (Sanded Bonding Surface)	Base Layer(s): (Optional) One or more layers, min. 1-inch thick FBC Approved polyisocyanurate or mineral wool insulation, loose laid Top Layer: Min. 1/8-inch TremBoard AC or Blue Ridge STURDY-DEK Asphaltic Coverboard	Trufast Versa Fastener & Plate; 2 screws per plate installed 180° into the holes of the plate*	1 per 1.3 ft ² (18 plates per 4x8 ft board in field of board, plus 6 parts on long edge)	BP-SEBS, SBS-SEBS	(Optional) BP-SEBS, SBS-SEBS	AlphaGuard MTS Fluid Applied Roof System	-67.5
	<i>Note:</i>	<i>*Versa Fastener screws shall be of sufficient length for full-penetration through the LWC top coat. Field withdrawal resistance testing (Note 11) shall yield minimum 180 lbf. Additional Versa-Fast Fastener within each Versa-Fast Plate may be utilized to produce minimum withdrawal resistance.</i>								
LWC-30.	Min. 22 ga., type B, Grade 40 steel, 6 ft span, 5/8" puddle welds, 6" o.c. or min. 2,500 psi structural concrete	Pre-existent, min. 2-inch thick, min. 350 psi cellular lightweight concrete	Repair LWC spalls with Celcore SBS (Sanded Bonding Surface)	Base Layer(s): (Optional) One or more layers, min. 1-inch thick FBC Approved polyisocyanurate or mineral wool insulation, loose laid Top Layer: Min. 0.5-inch SECUROCK Gypsum-Fiber Roof Board	Trufast Versa Fastener & Plate; 2 screws per plate installed 180° into the holes of the plate*	1 per 1.3 ft ² (18 plates per 4x8 ft board in field of board, plus 1 part in corner, 2 parts on short edge and 3 parts on long edge)	BP-SEBS, SBS-SEBS	(Optional) BP-SEBS, SBS-SEBS	AlphaGuard MTS Fluid Applied Roof System	-97.5
	<i>Note:</i>	<i>*Versa Fastener screws shall be of sufficient length for full-penetration through the LWC top coat. Field withdrawal resistance testing (Note 11) shall yield minimum 259 lbf. Additional Versa-Fast Fastener within each Versa-Fast Plate may be utilized to produce minimum withdrawal resistance.</i>								

TABLE 4c: LIGHTWEIGHT CONCRETE DECKS – REROOF (TEAR-OFF) OR RECOVER
SYSTEM TYPE C-1: MECHANICALLY ATTACHED INSULATION, BONDED ROOF COVER

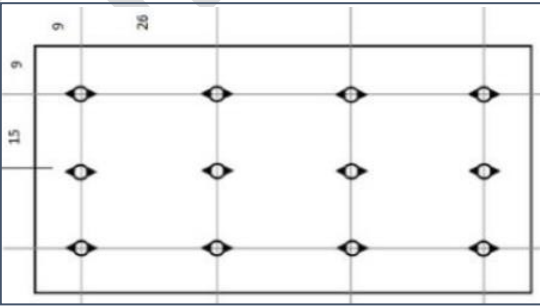
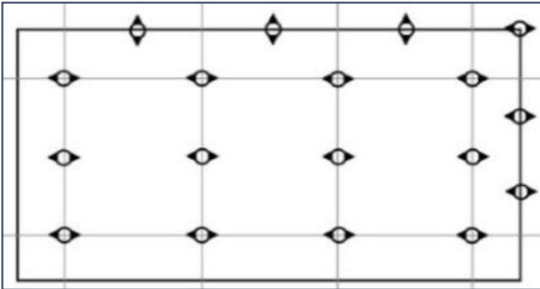
System No.	Deck (Note 1)	Lightweight Concrete (Note 14)		Insulation Layer			Roof Cover (Note 15)			MDP (psf)
		Type	Surfacing	Type	Fastener (Note 11)	Top Layer Attach	Base Ply	Ply	LARS	
TORCH-APPLIED BASE PLY:										
LWC-31.	Min. 22 ga., type B, Grade 40 steel, 6 ft span, 5/8" puddle welds, 6" o.c. or min. 2,500 psi structural concrete	Pre-existent, min. 2-inch thick, min. 350 psi cellular lightweight concrete	Repair LWC spalls with Celcore SBS (Sanded Bonding Surface)	Base Layer(s): (Optional) One or more layers, min. 1-inch thick FBC Approved polyisocyanurate or mineral wool insulation, loose laid Top Layer: Min. 0.5-inch SECUROCK Gypsum-Fiber Roof Board	Trufast Versa Fastener & Plate; 2 screws per plate installed 180° into the holes of the plate*	1 per 2.7 ft ² (12 per 4x8 ft board)	SBS-TA	(Optional) SBS-TA	AlphaGuard MTS Fluid Applied Roof System	-45.0
	<i>Note:</i>	<i>*Versa Fastener screws shall be of sufficient length for full-penetration through the LWC top coat. Field withdrawal resistance testing (Note 11) shall yield minimum 240 lbf. Additional Versa-Fast Fastener within each Versa-Fast Plate may be utilized to produce minimum withdrawal resistance.</i>								
LWC-32.	Min. 22 ga., type B, Grade 40 steel, 6 ft span, 5/8" puddle welds, 6" o.c. or min. 2,500 psi structural concrete	Pre-existent, min. 2-inch thick, min. 350 psi cellular lightweight concrete	Repair LWC spalls with Celcore SBS (Sanded Bonding Surface)	Base Layer(s): (Optional) One or more layers, min. 1-inch thick FBC Approved polyisocyanurate or mineral wool insulation, loose laid Top Layer: Min. 0.5-inch SECUROCK Gypsum-Fiber Roof Board	Trufast Versa Fastener & Plate; 2 screws per plate installed 180° into the holes of the plate*	1 per 1.8 ft ² (12 plates per 4x8 ft board in field of board, plus 1 part in corner, 2 parts on short edge and 3 parts on long edge)	SBS-TA	(Optional) SBS-TA	AlphaGuard MTS Fluid Applied Roof System	-60.0
	<i>Note:</i>	<i>*Versa Fastener screws shall be of sufficient length for full-penetration through the LWC top coat. Field withdrawal resistance testing (Note 11) shall yield minimum 214 lbf. Additional Versa-Fast Fastener within each Versa-Fast Plate may be utilized to produce minimum withdrawal resistance.</i>								

TABLE 4c: LIGHTWEIGHT CONCRETE DECKS – REROOF (TEAR-OFF) OR RECOVER
SYSTEM TYPE C-1: MECHANICALLY ATTACHED INSULATION, BONDED ROOF COVER


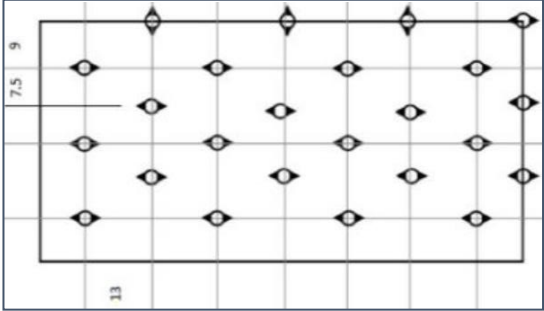
System No.	Deck (Note 1)	Lightweight Concrete (Note 14)		Insulation Layer			Roof Cover (Note 15)			MDP (psf)
		Type	Surfacing	Type	Fastener (Note 11)	Top Layer Attach	Base Ply	Ply	LARS	
LWC-33.	Min. 22 ga., type B, Grade 40 steel, 6 ft span, 5/8" puddle welds, 6" o.c. or min. 2,500 psi structural concrete	Pre-existent, min. 2-inch thick, min. 350 psi cellular lightweight concrete	Repair LWC spalls with Celcore SBS (Sanded Bonding Surface)	Base Layer(s): (Optional) One or more layers, min. 1-inch thick FBC Approved polyisocyanurate or mineral wool insulation, loose laid Top Layer: Min. 1/8-inch TremBoard AC or Blue Ridge STURDY-DEK Asphaltic Coverboard	Trufast Versa Fastener & Plate; 2 screws per plate installed 180° into the holes of the plate*	1 per 1.3 ft ² (18 plates per 4x8 ft board in field of board, plus 6 parts on long edge)	SBS-TA	(Optional) SBS-TA	AlphaGuard MTS Fluid Applied Roof System	-67.5
	<i>Note:</i>	<i>*Versa Fastener screws shall be of sufficient length for full-penetration through the LWC top coat. Field withdrawal resistance testing (Note 11) shall yield minimum 180 lbf. Additional Versa-Fast Fastener within each Versa-Fast Plate may be utilized to produce minimum withdrawal resistance.</i>								
LWC-34.	Min. 22 ga., type B, Grade 40 steel, 6 ft span, 5/8" puddle welds, 6" o.c. or min. 2,500 psi structural concrete	Pre-existent, min. 2-inch thick, min. 350 psi cellular lightweight concrete	Repair LWC spalls with Celcore SBS (Sanded Bonding Surface)	Base Layer(s): (Optional) One or more layers, min. 1-inch thick FBC Approved polyisocyanurate or mineral wool insulation, loose laid Top Layer: Min. 0.5-inch SECUROCK Gypsum-Fiber Roof Board	Trufast Versa Fastener & Plate; 2 screws per plate installed 180° into the holes of the plate*	1 per 1.3 ft ² (18 plates per 4x8 ft board in field of board, plus 1 part in corner, 2 parts on short edge and 3 parts on long edge)	SBS-TA	(Optional) SBS-TA	AlphaGuard MTS Fluid Applied Roof System	-97.5
	<i>Note:</i>	<i>*Versa Fastener screws shall be of sufficient length for full-penetration through the LWC top coat. Field withdrawal resistance testing (Note 11) shall yield minimum 259 lbf. Additional Versa-Fast Fastener within each Versa-Fast Plate may be utilized to produce minimum withdrawal resistance.</i>								

TABLE 4D: LIGHTWEIGHT CONCRETE DECKS – NEW CONSTRUCTION OR REROOF (TEAR-OFF)
SYSTEM TYPE E-2: LWC TO DECK, MECHANICALLY ATTACHED BASE SHEET, BONDED ROOF COVER

System No.	Deck (Note 1)	Lightweight Concrete (Note 14)				Base Sheet			Roof Cover (Note 15)		MDP (psf)
		Deck Treatment	LWC	Sealer	Repair	Base	Fastener (Note 11)	Spacing	Base Ply(s)	LARS	
BURMASTIC ADHESIVE MC APPLIED BASE PLY:											
LWC-35.	Min. 22 ga., Type BV, Grade 40 steel; 5 ft spans; 5/8" puddle welds, 6" o.c.	Celcore S-1 Deck Preparation Slurry, broomed to 1/16-inch thick film	CELCORE (NOA 18-0717.05): Min. 440 psi, Min. 2-inch thick, Celcore MF Cellular Concrete with Celcore HS Rheology Modifying Admixture	Celcore PVA Curing Compound	For reroof (tear-off), repair LWC spalls with Celcore SBS (Sanded Bonding Surface)	BURmastic Glass Ply or BURmastic Composite Ply HT	Tremco FM-90 Base Sheet Fastener	9-inch o.c. at the min. 3-inch laps and 12-inch o.c. at two (2) equally spaced center rows	One or more BP-CA6 or SBS-CA6	AlphaGuard MTS Fluid Applied Roof System	-45.0
LWC-36.	22 ga., type BV, Grade 40 steel; 5 ft spans; 5/8" puddle welds, 6" o.c.	(Optional) Celcore S-1 Deck Preparation Slurry	CELCORE (NOA 18-0717.05): Min. 350 psi, Min. 2-inch thick, Celcore MF Cellular Concrete with Celcore HS Rheology Modifying Admixture	Celcore PVA Curing Compound	For reroof (tear-off), repair LWC spalls with Celcore SBS (Sanded Bonding Surface)	BURmastic Glass Ply or BURmastic Composite Ply HT	Tremco FM-90 Base Sheet Fastener	7-inch o.c. at the min. 3-inch laps and 7-inch o.c. at two (2) equally spaced center rows	One or more BP-CA6 or SBS-CA6	AlphaGuard MTS Fluid Applied Roof System	-60.0
LWC-37.	Min. 22 ga., Type BV, Grade 40 steel; 5 ft spans; 5/8" puddle welds, 6" o.c.	Celcore S-1 Deck Preparation Slurry, broomed to 1/16-inch thick film	CELCORE (NOA 18-0717.05): Min. 440 psi, Min. 2-inch thick, Celcore MF Cellular Concrete with Celcore HS Rheology Modifying Admixture	Celcore PVA Curing Compound	For reroof (tear-off), repair LWC spalls with Celcore SBS (Sanded Bonding Surface)	BURmastic Glass Ply or BURmastic Composite Ply HT	Tremco FM-90 Base Sheet Fastener	7-inch o.c. at the min. 3-inch laps and 7-inch o.c. at two (2) equally spaced center rows	One or more BP-CA6 or SBS-CA6	AlphaGuard MTS Fluid Applied Roof System	-67.5
LWC-38.	Min. 22 ga., type BV, Grade 40 steel; 6 ft span; puddle-welds, 6" o.c.	N/A	Pre-existent (re-roof only), min. 2-inch thick, 450 psi cellular lightweight concrete	N/A	(Optional) Repair LWC spalls with Celcore SBS (Sanded Bonding Surface)	BURmastic Composite Ply HT, BURmastic Composite Ply Premium	Trufast Versa Fastener (min. 2.25") & Plate; 3 screws per plate*	9-inch o.c. at 4-inch laps and 9-inch o.c. at two (2), equally spaced, staggered center rows	One or more BP-CA6 or SBS-CA6	AlphaGuard MTS Fluid Applied Roof System	-105.0
		<i>Note: *Field withdrawal resistance testing (Note 11) shall yield minimum 140 lbf. Additional Versa-Fast Fastener within each Versa-Fast Plate may be utilized to produce minimum withdrawal resistance</i>									
POWERPLY ENDURE BIO ADHESIVE TF APPLIED BASE PLY:											
LWC-39.	Min. 22 ga., Type BV, Grade 40 steel; 5 ft spans; 5/8" puddle welds, 6" o.c.	Celcore S-1 Deck Preparation Slurry	CELCORE (NOA 18-0717.05): Min. 440 psi, Min. 2-inch thick, Celcore MF Cellular Concrete with Celcore HS Rheology Modifying Admixture	Celcore PVA Curing Compound	For reroof (tear-off), repair LWC spalls with Celcore SBS (Sanded Bonding Surface)	BURmastic Glass Ply or BURmastic Composite Ply HT	Tremco FM-90 Base Sheet Fastener	9-inch o.c. at the min. 3-inch laps and 12-inch o.c. at two (2) equally spaced center rows	One or more BP-CA5 or SBS-CA5	AlphaGuard MTS Fluid Applied Roof System	-45.0
LWC-40.	22 ga., type BV, Grade 40 steel; 5 ft spans; 5/8" puddle welds, 6" o.c.	(Optional) Celcore S-1 Deck Preparation Slurry	CELCORE (NOA 18-0717.05): Min. 350 psi, Min. 2-inch thick, Celcore MF Cellular Concrete with Celcore HS Rheology Modifying Admixture	Celcore PVA Curing Compound	For reroof (tear-off), repair LWC spalls with Celcore SBS (Sanded Bonding Surface)	BURmastic Glass Ply or BURmastic Composite Ply HT	Tremco FM-90 Base Sheet Fastener	7-inch o.c. at the min. 3-inch laps and 7-inch o.c. at two (2) equally spaced center rows	One or more BP-CA5 or SBS-CA5	AlphaGuard MTS Fluid Applied Roof System	-60.0

TABLE 4D: LIGHTWEIGHT CONCRETE DECKS – NEW CONSTRUCTION OR REROOF (TEAR-OFF)
SYSTEM TYPE E-2: LWC TO DECK, MECHANICALLY ATTACHED BASE SHEET, BONDED ROOF COVER

System No.	Deck (Note 1)	Lightweight Concrete (Note 14)				Base Sheet			Roof Cover (Note 15)		MDP (psf)
		Deck Treatment	LWC	Sealer	Repair	Base	Fastener (Note 11)	Spacing	Base Ply(s)	LARS	
LWC-41.	Min. 22 ga., Type BV, Grade 40 steel; 5 ft spans; 5/8" puddle welds, 6" o.c.	Celcore S-1 Deck Preparation Slurry	CELCORE (NOA 18-0717.05) : Min. 440 psi, Min. 2-inch thick, Celcore MF Cellular Concrete with Celcore HS Rheology Modifying Admixture	Celcore PVA Curing Compound	For reroof (tear-off), repair LWC spalls with Celcore SBS (Sanded Bonding Surface)	BURmastic Glass Ply or BURmastic Composite Ply HT	Tremco FM-90 Base Sheet Fastener	7-inch o.c. at the min. 3-inch laps and 7-inch o.c. at two (2) equally spaced center rows	One or more BP-CA5 or SBS-CA5	AlphaGuard MTS Fluid Applied Roof System	-67.5
LWC-42.	Min. 22 ga., type BV, Grade 40 steel; 6 ft span; #12 HWH Tek 5 6" o.c.	None	ELASTIZELL (NOA 18-0208.03) : Min. 370 psi, Min. 2-inch thick, Elastizell Range III Cellular Concrete with Zell-Crete Fibers	None	For reroof (tear-off), repair LWC spalls with Celcore SBS (Sanded Bonding Surface)	BURmastic Composite Ply HT, BURmastic Composite Ply Premium	Tremco Twin Loc-Nail Assembled Fastener (min. 1.7" embed)	7-inch o.c. at 4-inch laps and 7-inch o.c. at two (2), equally spaced, staggered center rows	One or more BP-CA5 or SBS-CA5	AlphaGuard MTS Fluid Applied Roof System	-45.0
LWC-43.	Min. 22 ga., type BV, Grade 80 steel; 6 ft span; #12 HWH Tek 5 6" o.c.	None	ELASTIZELL (NOA 18-0208.03) : Min. 430 psi, Min. 2-inch thick, Elastizell Range III Cellular Concrete with Zell-Crete Fibers	None	For reroof (tear-off), repair LWC spalls with Celcore SBS (Sanded Bonding Surface)	BURmastic Composite Ply HT, BURmastic Composite Ply Premium	Tremco Twin Loc-Nail Assembled Fastener (min. 1.7" embed)	7-inch o.c. at 4-inch laps and 7-inch o.c. at three (3), equally spaced, staggered center rows	One or more BP-CA5 or SBS-CA5	AlphaGuard MTS Fluid Applied Roof System	-60.0
LWC-44.	Min. 22 ga., type BV, Grade 40 steel; 6 ft span; puddle-welds, 6" o.c.	N/A	Pre-existent (re-roof only), min. 2-inch thick, 450 psi cellular lightweight concrete	N/A	(Optional) Repair LWC spalls with Celcore SBS (Sanded Bonding Surface)	BURmastic Composite Ply HT, BURmastic Composite Ply Premium	Trufast Versa Fastener (min. 2.25") & Plate; 3 screws per plate*	9-inch o.c. at 4-inch laps and 9-inch o.c. at two (2), equally spaced, staggered center rows	One or more BP-CA5 or SBS-CA5	AlphaGuard MTS Fluid Applied Roof System	-105.0
		<i>Note: *Field withdrawal resistance testing (Note 11) shall yield minimum 140 lbf. Additional Versa-Fast Fastener within each Versa-Fast Plate may be utilized to produce minimum withdrawal resistance</i>									
HOT-ASPHALT-APPLIED BASE PLY:											
LWC-45.	Min. 22 ga., Type BV, Grade 40 steel; 5 ft spans; 5/8" puddle welds, 6" o.c.	Celcore S-1 Deck Preparation Slurry, broomed to 1/16-inch thick film	CELCORE (NOA 18-0717.05) : Min. 440 psi, Min. 2-inch thick, Celcore MF Cellular Concrete with Celcore HS Rheology Modifying Admixture	Celcore PVA Curing Compound	For reroof (tear-off), repair LWC spalls with Celcore SBS (Sanded Bonding Surface)	BURmastic Glass Ply or BURmastic Composite Ply HT	Tremco FM-90 Base Sheet Fastener	9-inch o.c. at the min. 3-inch laps and 12-inch o.c. at two (2) equally spaced center rows	One or more BP-AA, SBS-AA	AlphaGuard MTS Fluid Applied Roof System	-45.0
LWC-46.	22 ga., type BV, Grade 40 steel; 5 ft spans; 5/8" puddle welds, 6" o.c.	(Optional) Celcore S-1 Deck Preparation Slurry	CELCORE (NOA 18-0717.05) : Min. 350 psi, Min. 2-inch thick, Celcore MF Cellular Concrete with Celcore HS Rheology Modifying Admixture	Celcore PVA Curing Compound	For reroof (tear-off), repair LWC spalls with Celcore SBS (Sanded Bonding Surface)	BURmastic Glass Ply or BURmastic Composite Ply HT	Tremco FM-90 Base Sheet Fastener	7-inch o.c. at the min. 3-inch laps and 7-inch o.c. at two (2) equally spaced center rows	One or more BP-AA, SBS-AA	AlphaGuard MTS Fluid Applied Roof System	-60.0

TABLE 4D: LIGHTWEIGHT CONCRETE DECKS – NEW CONSTRUCTION OR REROOF (TEAR-OFF)
SYSTEM TYPE E-2: LWC TO DECK, MECHANICALLY ATTACHED BASE SHEET, BONDED ROOF COVER

System No.	Deck (Note 1)	Lightweight Concrete (Note 14)				Base Sheet			Roof Cover (Note 15)		MDP (psf)
		Deck Treatment	LWC	Sealer	Repair	Base	Fastener (Note 11)	Spacing	Base Ply(s)	LARS	
LWC-47.	Min. 22 ga., Type BV, Grade 40 steel; 5 ft spans; 5/8" puddle welds, 6" o.c.	Celcore S-1 Deck Preparation Slurry, broomed to 1/16-inch thick film	CELCORE (NOA 18-0717.05) : Min. 440 psi, Min. 2-inch thick, Celcore MF Cellular Concrete with Celcore HS Rheology Modifying Admixture	Celcore PVA Curing Compound	For reroof (tear-off), repair LWC spalls with Celcore SBS (Sanded Bonding Surface)	BURmastic Glass Ply or BURmastic Composite Ply HT	Tremco FM-90 Base Sheet Fastener	7-inch o.c. at the min. 3-inch laps and 7-inch o.c. at two (2) equally spaced center rows	One or more BP-AA, SBS-AA	AlphaGuard MTS Fluid Applied Roof System	-67.5
LWC-48.	Min. 22 ga., type BV, Grade 40 steel; 6 ft span; puddle-welds, 6" o.c.	N/A	Pre-existent (re-roof only), min. 2-inch thick, 450 psi cellular lightweight concrete	N/A	(Optional) Repair LWC spalls with Celcore SBS (Sanded Bonding Surface)	BURmastic Composite Ply HT, BURmastic Composite Ply Premium	Trufast Versa Fastener (min. 2.25") & Plate; 3 screws per plate*	9-inch o.c. at 4-inch laps and 9-inch o.c. at two (2), equally spaced, staggered center rows	One or more BP-AA, SBS-AA	AlphaGuard MTS Fluid Applied Roof System	-105.0
<i>Note:</i>		<i>*Field withdrawal resistance testing (Note 11) shall yield minimum 140 lbf. Additional Versa-Fast Fastener within each Versa-Fast Plate may be utilized to produce minimum withdrawal resistance</i>									
SEBS-APPLIED BASE PLY:											
LWC-49.	Min. 22 ga., Type BV, Grade 40 steel; 5 ft spans; 5/8" puddle welds, 6" o.c.	Celcore S-1 Deck Preparation Slurry, broomed to 1/16-inch thick film	CELCORE (NOA 18-0717.05) : Min. 440 psi, Min. 2-inch thick, Celcore MF Cellular Concrete with Celcore HS Rheology Modifying Admixture	Celcore PVA Curing Compound	For reroof (tear-off), repair LWC spalls with Celcore SBS (Sanded Bonding Surface)	BURmastic Glass Ply or BURmastic Composite Ply HT	Tremco FM-90 Base Sheet Fastener	9-inch o.c. at the min. 3-inch laps and 12-inch o.c. at two (2) equally spaced center rows	One or more BP-SEBS, SBS-SEBS	AlphaGuard MTS Fluid Applied Roof System	-45.0
LWC-50.	22 ga., type BV, Grade 40 steel; 5 ft spans; 5/8" puddle welds, 6" o.c.	(Optional) Celcore S-1 Deck Preparation Slurry	CELCORE (NOA 18-0717.05) : Min. 350 psi, Min. 2-inch thick, Celcore MF Cellular Concrete with Celcore HS Rheology Modifying Admixture	Celcore PVA Curing Compound	For reroof (tear-off), repair LWC spalls with Celcore SBS (Sanded Bonding Surface)	BURmastic Glass Ply or BURmastic Composite Ply HT	Tremco FM-90 Base Sheet Fastener	7-inch o.c. at the min. 3-inch laps and 7-inch o.c. at two (2) equally spaced center rows	One or more BP-SEBS, SBS-SEBS	AlphaGuard MTS Fluid Applied Roof System	-60.0
LWC-51.	Min. 22 ga., Type BV, Grade 40 steel; 5 ft spans; 5/8" puddle welds, 6" o.c.	Celcore S-1 Deck Preparation Slurry, broomed to 1/16-inch thick film	CELCORE (NOA 18-0717.05) : Min. 440 psi, Min. 2-inch thick, Celcore MF Cellular Concrete with Celcore HS Rheology Modifying Admixture	Celcore PVA Curing Compound	For reroof (tear-off), repair LWC spalls with Celcore SBS (Sanded Bonding Surface)	BURmastic Glass Ply or BURmastic Composite Ply HT	Tremco FM-90 Base Sheet Fastener	7-inch o.c. at the min. 3-inch laps and 7-inch o.c. at two (2) equally spaced center rows	One or more BP-SEBS, SBS-SEBS	AlphaGuard MTS Fluid Applied Roof System	-67.5
LWC-52.	Min. 22 ga., type BV, Grade 40 steel; 6 ft span; puddle-welds, 6" o.c.	N/A	Pre-existent (re-roof only), min. 2-inch thick, 450 psi cellular lightweight concrete	N/A	(Optional) Repair LWC spalls with Celcore SBS (Sanded Bonding Surface)	BURmastic Composite Ply HT, BURmastic Composite Ply Premium	Trufast Versa Fastener (min. 2.25") & Plate; 3 screws per plate*	9-inch o.c. at 4-inch laps and 9-inch o.c. at two (2), equally spaced, staggered center rows	One or more BP-SEBS, SBS-SEBS	AlphaGuard MTS Fluid Applied Roof System	-105.0
<i>Note:</i>		<i>*Field withdrawal resistance testing (Note 11) shall yield minimum 140 lbf. Additional Versa-Fast Fastener within each Versa-Fast Plate may be utilized to produce minimum withdrawal resistance</i>									
TORCH-APPLIED BASE PLY:											

**TABLE 4D: LIGHTWEIGHT CONCRETE DECKS – NEW CONSTRUCTION OR REROOF (TEAR-OFF)
SYSTEM TYPE E-2: LWC TO DECK, MECHANICALLY ATTACHED BASE SHEET, BONDED ROOF COVER**

System No.	Deck (Note 1)	Lightweight Concrete (Note 14)				Base Sheet			Roof Cover (Note 15)		MDP (psf)
		Deck Treatment	LWC	Sealer	Repair	Base	Fastener (Note 11)	Spacing	Base Ply(s)	LARS	
LWC-53.	Min. 22 ga., Type BV, Grade 40 steel; 5 ft spans; 5/8" puddle welds, 6" o.c.	Celcore S-1 Deck Preparation Slurry, broomed to 1/16-inch thick film	CELCORE (NOA 18-0717.05): Min. 440 psi, Min. 2-inch thick, Celcore MF Cellular Concrete with Celcore HS Rheology Modifying Admixture	Celcore PVA Curing Compound	For reroof (tear-off), repair LWC spalls with Celcore SBS (Sanded Bonding Surface)	BURmastic Glass Ply or BURmastic Composite Ply HT	Tremco FM-90 Base Sheet Fastener	9-inch o.c. at the min. 3-inch laps and 12-inch o.c. at two (2) equally spaced center rows	One or more SBS-TA	AlphaGuard MTS Fluid Applied Roof System	-45.0
LWC-54.	22 ga., type BV, Grade 40 steel; 5 ft spans; 5/8" puddle welds, 6" o.c.	(Optional) Celcore S-1 Deck Preparation Slurry	CELCORE (NOA 18-0717.05): Min. 350 psi, Min. 2-inch thick, Celcore MF Cellular Concrete with Celcore HS Rheology Modifying Admixture	Celcore PVA Curing Compound	For reroof (tear-off), repair LWC spalls with Celcore SBS (Sanded Bonding Surface)	BURmastic Glass Ply or BURmastic Composite Ply HT	Tremco FM-90 Base Sheet Fastener	7-inch o.c. at the min. 3-inch laps and 7-inch o.c. at two (2) equally spaced center rows	One or more SBS-TA	AlphaGuard MTS Fluid Applied Roof System	-60.0
LWC-55.	Min. 22 ga., Type BV, Grade 40 steel; 5 ft spans; 5/8" puddle welds, 6" o.c.	Celcore S-1 Deck Preparation Slurry, broomed to 1/16-inch thick film	CELCORE (NOA 18-0717.05): Min. 440 psi, Min. 2-inch thick, Celcore MF Cellular Concrete with Celcore HS Rheology Modifying Admixture	Celcore PVA Curing Compound	For reroof (tear-off), repair LWC spalls with Celcore SBS (Sanded Bonding Surface)	BURmastic Glass Ply or BURmastic Composite Ply HT	Tremco FM-90 Base Sheet Fastener	7-inch o.c. at the min. 3-inch laps and 7-inch o.c. at two (2) equally spaced center rows	One or more SBS-TA	AlphaGuard MTS Fluid Applied Roof System	-67.5
LWC-56.	Min. 22 ga., type BV, Grade 40 steel; 6 ft span; puddle-welds, 6" o.c.	N/A	Pre-existent (re-roof only), min. 2-inch thick, 450 psi cellular lightweight concrete	N/A	(Optional) Repair LWC spalls with Celcore SBS (Sanded Bonding Surface)	BURmastic Composite Ply HT, BURmastic Composite Ply Premium	Trufast Versa Fastener (min. 2.25") & Plate; 3 screws per plate*	9-inch o.c. at 4-inch laps and 9-inch o.c. at two (2), equally spaced, staggered center rows	One or more SBS-TA	AlphaGuard MTS Fluid Applied Roof System	-105.0
<i>Note:</i>		<i>*Field withdrawal resistance testing (Note 11) shall yield minimum 140 lbf. Additional Versa-Fast Fastener within each Versa-Fast Plate may be utilized to produce minimum withdrawal resistance</i>									

TABLE 4E: LIGHTWEIGHT CONCRETE DECKS – NEW CONSTRUCTION, REROOF (TEAR-OFF) OR RECOVER
SYSTEM TYPE E-2: LWC TO DECK, MECHANICALLY ATTACHED POWERFAST, BONDED ROOF COVER

System No.	Deck (Note 1)	Lightweight Concrete (Note 14)				PowerFAST (Note 15A)			Roof Cover (Note 15)		MDP (psf)
		Deck Treatment	LWC	Sealer	Repair	Base	Fastener (Note 11)	Spacing	Base Ply(s)	LARS	
LWC-57.	Min. 22 ga., Type BV, Grade 40 steel; 6 ft span; 5/8" puddle welds, 6" o.c.	Celcore S-1 Deck Preparation Slurry	<u>CELCORE (NOA 18-0717.05):</u> Min. 350 psi, Min. 2-inch thick, Celcore MF Cellular Concrete with Celcore HS Rheology Modifying Admixture	Celcore PVA Curing Compound	For reroof (tear-off), repair LWC spalls with Celcore SBS (Sanded Bonding Surface)	POWERply Heavy Duty Base Sheet	Trufast Versa Fastener (min. 2.25") & Plate; 4 screws per plate*	12-inch o.c. within the min. 5-inch wide, Tremco LF Adhesive sealed side laps	(Optional) BP-AA, SBS-AA, BP-SEBS, SBS-SEBS, SBS-TA	AlphaGuard MTS Fluid Applied Roof System	-60.0
	<i>Note:</i>	<i>*For re-roof or recover construction, field withdrawal resistance testing (Note 11) shall yield minimum 310 lbf. Additional Versa-Fast Fastener within each Versa-Fast Plate may be utilized to produce minimum withdrawal resistance</i>									
LWC-58.	Min. 22 ga., Type BV, Grade 40 steel; 6 ft span; 5/8" puddle welds, 6" o.c.	Celcore S-1 Deck Preparation Slurry	Pre-existent min. 350 psi, Min. 2-inch thick, Celcore MF Cellular Concrete with Celcore HS Rheology Modifying Admixture	Celcore PVA Curing Compound	For reroof (tear-off), repair LWC spalls with Celcore SBS (Sanded Bonding Surface)	POWERply Heavy Duty Base Sheet	Trufast Versa Fastener (min. 2.25") & Plate; 4 screws per plate*	10-inch o.c. within the min. 5-inch wide, Tremco LF Adhesive sealed side laps	(Optional) BP-AA, SBS-AA, BP-SEBS, SBS-SEBS, SBS-TA	AlphaGuard MTS Fluid Applied Roof System	-82.5
	<i>Note:</i>	<i>*Versa Fastener screws shall be of sufficient length for full-penetration through the LWC top coat. Field withdrawal resistance testing (Note 11) shall yield minimum 355 lbf. Additional Versa-Fast Fastener within each Versa-Fast Plate may be utilized to produce minimum withdrawal resistance</i>									
LWC-59.	Min. 22 ga., Type BV, Grade 40 steel; 6 ft span; 5/8" puddle welds, 6" o.c.	Celcore S-1 Deck Preparation Slurry	<u>CELCORE (NOA 18-0717.05):</u> Min. 350 psi, Min. 2-inch thick, Celcore MF Cellular Concrete with Celcore HS Rheology Modifying Admixture	Celcore PVA Curing Compound	For reroof (tear-off), repair LWC spalls with Celcore SBS (Sanded Bonding Surface)	POWERply Heavy Duty Base Sheet	Trufast Versa Fastener (min. 2.25") & Plate; 4 screws per plate*	10-inch o.c. within the min. 5-inch wide, Tremco LF Adhesive sealed side laps and 10-inch o.c. at one (1) center row	BP-AA, SBS-AA, BP-SEBS, SBS-SEBS or SBS-TA	AlphaGuard MTS Fluid Applied Roof System	-127.5
	<i>Note:</i>	<i>*For re-roof or recover construction, field withdrawal resistance testing (Note 11) shall yield minimum 275 lbf. Additional Versa-Fast Fastener within each Versa-Fast Plate may be utilized to produce minimum withdrawal resistance</i>									

TABLE 4F: LIGHTWEIGHT CONCRETE OVER STEEL DECK - NEW CONSTRUCTION OR RE-ROOF (TEAR-OFF)
SYSTEM TYPE F: LWC TO DECK, BONDED ROOF COVER

System No.	Deck (Note 1)	Lightweight Concrete (Note 14)				Treatment	Primer	Roof Cover (Note 15)			MDP (psf)
		Deck Treatment	LWC	Sealer	Surfacing			Base Ply	Ply	LARS	
NO BASE PLY:											
LWC-60.	Min. 22 ga., Type BV, Grade 33 steel; 6 ft spans; 5/8" puddle welds, 6" o.c.	Celcore S-1 Deck Preparation Slurry	<u>CELCORE (NOA 18-0717.05):</u> Min. 320 psi, Min. 2-inch thick, Celcore Cellular Concrete	Celcore PVA Curing Compound	Celcore SBS (Sanded Bonding Surface) at 1 gallon/square.	(Optional when Primer used) Aquafin	(Optional when Treatment used) AlphaGuard C-Prime	None	None	AlphaGuard MTS Fluid Applied Roof System	-67.5
LWC-61.	Min. 22 ga., Type BV, Grade 40 steel; 6 ft spans; #12 HWH Teks 5, 6" o.c.	None	<u>CELCORE (NOA 18-0717.05):</u> Min. 370 psi, Min. 2-inch thick, Celcore Cellular Concrete	Celcore PVA Curing Compound	Celcore SBS (Sanded Bonding Surface) at 1 gallon/square.	(Optional when Primer used) Aquafin	(Optional when Treatment used) AlphaGuard C-Prime	None	None	AlphaGuard MTS Fluid Applied Roof System	-90.0
LWC-62.	Min. 22 ga., Type BV, Grade 40 steel; 5 ft spans; 5/8" puddle welds, 6" o.c.	Celcore S-1 Deck Preparation Slurry	<u>CELCORE (NOA 18-0717.05):</u> Min. 440 psi, Min. 2-inch thick, Celcore MF Cellular Concrete with Celcore HS Rheology Modifying Admixture	Celcore PVA Curing Compound	Celcore SBS (Sanded Bonding Surface) at 1 gallon/square.	(Optional when Primer used) Aquafin	(Optional when Treatment used) AlphaGuard C-Prime	None	None	AlphaGuard MTS Fluid Applied Roof System	-97.5
LWC-63.	Structural concrete	None	<u>CELCORE (NOA 18-0717.05):</u> Min. 440 psi, Min. 2-inch thick, Celcore MF Cellular Concrete with Celcore HS Rheology Modifying Admixture	Celcore PVA Curing Compound	Celcore SBS (Sanded Bonding Surface) at 1 gallon/square.	(Optional when Primer used) Aquafin	(Optional when Treatment used) AlphaGuard C-Prime	None	None	AlphaGuard MTS Fluid Applied Roof System	-465.0
LWC-64.	Structural concrete	Celcore S-1 Deck Preparation Slurry	<u>CELCORE (NOA 18-0717.05):</u> Min. 320 psi, Min. 2-inch thick, Celcore MF Cellular Concrete with Celcore HS Rheology Modifying Admixture	Celcore PVA Curing Compound	Celcore SBS (Sanded Bonding Surface) at 1 gallon/square.	(Optional when Primer used) Aquafin	(Optional when Treatment used) AlphaGuard C-Prime	None	None	AlphaGuard MTS Fluid Applied Roof System	-475.0
RIBBON-ADHERED BASE PLY:											
LWC-65.	Min. 22 ga., Type BV, Grade 40 steel; 6 ft spans; #12 HWH Teks 5, 6" o.c.	(Optional) Celcore S-1 Deck Preparation Slurry	<u>CELCORE (NOA 18-0717.05):</u> Min. 370 psi, Min. 2-inch thick, Celcore MF Cellular Concrete with Celcore HS Rheology Modifying Admixture	Celcore PVA Curing Compound	Celcore SBS (Sanded Bonding Surface) at 1 gallon/square.	None	None	BP-CA4, ribbons 9-inch o.c. (<i>laps sealed with Tremco LF Adhesive</i>)	One or more BP-CA6 or SBS-CA6	AlphaGuard MTS Fluid Applied Roof System	-60.0
LWC-66.	Min. 22 ga., Type BV, Grade 40 steel; 6 ft spans; #12 HWH Teks 5, 6" o.c.	(Optional) Celcore S-1 Deck Preparation Slurry	<u>CELCORE (NOA 18-0717.05):</u> Min. 370 psi, Min. 2-inch thick, Celcore MF Cellular Concrete with Celcore HS Rheology Modifying Admixture	Celcore PVA Curing Compound	Celcore SBS (Sanded Bonding Surface) at 1 gallon/square.	None	None	BP-CA4, ribbons 9-inch o.c. (<i>laps sealed with Tremco LF Adhesive</i>)	One or more BP-CA5, SBS-CA5	AlphaGuard MTS Fluid Applied Roof System	-60.0

TABLE 4G: LIGHTWEIGHT CONCRETE OVER STEEL DECK - NEW CONSTRUCTION OR RE-ROOF (TEAR-OFF)
SYSTEM TYPE F: VAPOR BARRIER TO DECK, LWC TO VAPOR BARRIER, BONDED ROOF COVER

System No.	Deck (Note 1)	Vapor Barrier / Vapor Barrier	Lightweight Concrete (Note 14)				Treatment	Primer	Roof Cover (Note 15)			MDP (psf)
			Treatment	LWC	Sealer	Surfacing			Base Ply	Ply	LARS	
NO BASE PLY:												
LWC-67.	Structural concrete, ASTM D41 primed	SBS-TA	None	<u>CELCORE (NOA 18-0717.05):</u> Min. 340 psi, Min. 2-inch thick, Celcore Cellular Concrete	Celcore PVA Curing Compound	Celcore SBS (Sanded Bonding Surface) at 1 gallon/square.	(Optional when Primer used) Aquafin	(Optional when Treatment used) AlphaGuard C-Prime	None	None	AlphaGuard MTS Fluid Applied Roof System	-157.5
LWC-68.	Structural concrete, ASTM D41 primed	POWERply APP Base Sheet, torch-applied	Celcore S-1 Deck Preparation Slurry	<u>CELCORE (NOA 18-0717.05):</u> Min. 320 psi, Min. 2-inch thick, Celcore MF Cellular Concrete with Celcore HS Rheology Modifying Admixture	Celcore PVA Curing Compound	Celcore SBS (Sanded Bonding Surface) at 1 gallon/square.	(Optional when Primer used) Aquafin	(Optional when Treatment used) AlphaGuard C-Prime	None	None	AlphaGuard MTS Fluid Applied Roof System	-385.0
RIBBON-ADHERED BASE PLY:												
LWC-69.	Structural concrete, TREMPreme WB Primer	BP-CA6 (full coverage) or BP-CA4 (ribbons 12" o.c.)	(Optional) Celcore S-1 Deck Preparation Slurry	<u>CELCORE (NOA 18-0717.05):</u> Min. 370 psi, Min. 2-inch thick, Celcore MF Cellular Concrete with Celcore HS Rheology Modifying Admixture	Celcore PVA Curing Compound	Celcore SBS (Sanded Bonding Surface) at 1 gal/sq.	None	None	BP-CA4, ribbons 9-inch o.c. (laps sealed with Tremco LF Adhesive)	One or more BP-CA6 or SBS-CA6	AlphaGuard MTS Fluid Applied Roof System	-60.0
LWC-70.	Structural concrete	BP-CA5 or SBS-CA5	(Optional) Celcore S-1 Deck Preparation Slurry	<u>CELCORE (NOA 18-0717.05):</u> Min. 370 psi, Min. 2-inch thick, Celcore MF Cellular Concrete with Celcore HS Rheology Modifying Admixture	Celcore PVA Curing Compound	Celcore SBS (Sanded Bonding Surface) at 1 gal/sq.	None	None	BP-CA4, ribbons 9-inch o.c. (laps sealed with Tremco LF Adhesive)	One or more BP-CA5, SBS-CA5	AlphaGuard MTS Fluid Applied Roof System	-60.0
LWC-71.	Structural concrete, ASTM D41 primer	SBS-TA or POWERply APP Base Sheet, torch-applied	(Optional) Celcore S-1 Deck Preparation Slurry	<u>CELCORE (NOA 18-0717.05):</u> Min. 370 psi, Min. 2-inch thick, Celcore MF Cellular Concrete with Celcore HS Rheology Modifying Admixture	Celcore PVA Curing Compound	Celcore SBS (Sanded Bonding Surface) at 1 gal/sq.	None	None	BP-CA4, ribbons 9-inch o.c. (laps sealed with Tremco LF Adhesive)	One or more BP-CA6 or SBS-CA6	AlphaGuard MTS Fluid Applied Roof System	-60.0
LWC-72.	Structural concrete, ASTM D41 primer	SBS-TA or POWERply APP Base Sheet, torch-applied	(Optional) Celcore S-1 Deck Preparation Slurry	<u>CELCORE (NOA 18-0717.05):</u> Min. 370 psi, Min. 2-inch thick, Celcore MF Cellular Concrete with Celcore HS Rheology Modifying Admixture	Celcore PVA Curing Compound	Celcore SBS (Sanded Bonding Surface) at 1 gal/sq.	None	None	BP-CA4, ribbons 9-inch o.c. (laps sealed with Tremco LF Adhesive)	One or more BP-CA5, SBS-CA5	AlphaGuard MTS Fluid Applied Roof System	-60.0

TABLE 4G: LIGHTWEIGHT CONCRETE OVER STEEL DECK - NEW CONSTRUCTION OR RE-ROOF (TEAR-OFF)
SYSTEM TYPE F: VAPOR BARRIER TO DECK, LWC TO VAPOR BARRIER, BONDED ROOF COVER

System No.	Deck (Note 1)	Vapor Barrier / Vapor Barrier	Lightweight Concrete (Note 14)				Treatment	Primer	Roof Cover (Note 15)			MDP (psf)
			Treatment	LWC	Sealer	Surfacing			Base Ply	Ply	LARS	
LWC-73.	Tectum Plank	BP-CA4, ribbons 9-inch o.c.	(Optional) Celcore S-1 Deck Preparation Slurry	<u>CELCORE (NOA 18-0717.05):</u> Min. 370 psi, Min. 2-inch thick, Celcore MF Cellular Concrete with Celcore HS Rheology Modifying Admixture	Celcore PVA Curing Compound	Celcore SBS (Sanded Bonding Surface) at 1 gal/sq.	None	None	BP-CA4, ribbons 9-inch o.c. <i>(laps sealed with Tremco LF Adhesive)</i>	One or more BP-CA6 or SBS-CA6	AlphaGuard MTS Fluid Applied Roof System	-60.0
LWC-74.	Tectum Plank	BP-CA4, ribbons 9-inch o.c.	(Optional) Celcore S-1 Deck Preparation Slurry	<u>CELCORE (NOA 18-0717.05):</u> Min. 370 psi, Min. 2-inch thick, Celcore MF Cellular Concrete with Celcore HS Rheology Modifying Admixture	Celcore PVA Curing Compound	Celcore SBS (Sanded Bonding Surface) at 1 gal/sq.	None	None	BP-CA4, ribbons 9-inch o.c. <i>(laps sealed with Tremco LF Adhesive)</i>	One or more BP-CA5, SBS-CA5	AlphaGuard MTS Fluid Applied Roof System	-60.0

TABLE 5A: CEMENTITIOUS WOOD FIBER DECKS - NEW CONSTRUCTION OR REROOF (TEAR-OFF)
SYSTEM TYPE A-1: BONDED INSULATION, BONDED ROOF COVER

System No.	Deck (Note 1)	Base Insulation Layer		Top Insulation Layer		Roof Cover (Note 15)			MDP (psf)
		Type	Attach (Notes 6,7,8)	Type	Attach (Notes 6,7,8)	Base Ply	Ply	LARS	
BURMASTIC ADHESIVE MC APPLIED BASE PLY:									
CWF-1.	Min. 2-inch Tectum I Plank; 4 ft span, Trufast PF-3750 #12 Purlin Fastener with Trufast MP-2000 2" Metal Seam Plate; 3 parts per bearing.	One or more layers, min. 1-inch Trisotech G, Trisotech CGF, Trisotech, EnergyGuard Polyiso Insulation, H-Shield, ISO 95+ GL or Multi-Max FA-3	LRFIA or LRFIA(BG)	Min. 0.25-inch SECUROCK Gypsum-Fiber Roof Board or min. 7/16-inch DEXcell Cement Roof Board	LRFIA or LRFIA(BG)	BP-CA6 or SBS-CA6	(Optional) One or more BP-CA6 or SBS-CA6	AlphaGuard MTS Fluid Applied Roof System	-82.5
CWF-2.	Min. 2-inch Tectum I Plank; 4 ft span, Trufast PF-3750 #12 Purlin Fastener with Trufast MP-2000 2" Metal Seam Plate; 3 parts per bearing.	One or more layers, min. 1-inch Trisotech G or Trisotech CGF	PSFA	Min. 0.25-inch SECUROCK Gypsum-Fiber Roof Board or min. 7/16-inch DEXcell Cement Roof Board	PSFA	BP-CA6 or SBS-CA6	(Optional) One or more BP-CA6 or SBS-CA6	AlphaGuard MTS Fluid Applied Roof System	-82.5
POWERPLY ENDURE BIO ADHESIVE TF APPLIED BASE PLY:									
CWF-3.	Min. 2-inch Tectum I Plank; 4 ft span, Trufast PF-3750 #12 Purlin Fastener with Trufast MP-2000 2" Metal Seam Plate; 3 parts per bearing.	One or more layers, min. 1-inch Trisotech G, Trisotech CGF, Trisotech, EnergyGuard Polyiso Insulation, H-Shield, ISO 95+ GL or Multi-Max FA-3	LRFIA or LRFIA(BG)	Min. 0.25-inch SECUROCK Gypsum-Fiber Roof Board or min. 7/16-inch DEXcell Cement Roof Board	LRFIA or LRFIA(BG)	BP-CA5, SBS-CA5	(Optional) One or more BP-CA5, SBS-CA5	AlphaGuard MTS Fluid Applied Roof System	-82.5
CWF-4.	Min. 2-inch Tectum I Plank; 4 ft span, Trufast PF-3750 #12 Purlin Fastener with Trufast MP-2000 2" Metal Seam Plate; 3 parts per bearing.	One or more layers, min. 1-inch Trisotech G or Trisotech CGF	PSFA	Min. 0.25-inch SECUROCK Gypsum-Fiber Roof Board or min. 7/16-inch DEXcell Cement Roof Board	PSFA	BP-CA5, SBS-CA5	(Optional) One or more BP-CA5, SBS-CA5	AlphaGuard MTS Fluid Applied Roof System	-82.5
HOT-ASPHALT-APPLIED BASE PLY:									
CWF-5.	Min. 2-inch Tectum I Plank; 4 ft span, Trufast PF-3750 #12 Purlin Fastener with Trufast MP-2000 2" Metal Seam Plate; 3 parts per bearing.	One or more layers, min. 1-inch Trisotech G, Trisotech CGF, Trisotech, EnergyGuard Polyiso Insulation, H-Shield, ISO 95+ GL or Multi-Max FA-3	LRFIA or LRFIA(BG)	Min. 0.25-inch SECUROCK Gypsum-Fiber Roof Board or min. 7/16-inch DEXcell Cement Roof Board	LRFIA or LRFIA(BG)	BP-AA, SBS-AA	(Optional) One or more BP-AA, SBS-AA	AlphaGuard MTS Fluid Applied Roof System	-82.5
CWF-6.	Min. 2-inch Tectum I Plank; 4 ft span, Trufast PF-3750 #12 Purlin Fastener with Trufast MP-2000 2" Metal Seam Plate; 3 parts per bearing.	One or more layers, min. 1-inch Trisotech G or Trisotech CGF	PSFA	Min. 0.25-inch SECUROCK Gypsum-Fiber Roof Board or min. 7/16-inch DEXcell Cement Roof Board	PSFA	BP-AA, SBS-AA	(Optional) One or more BP-AA, SBS-AA	AlphaGuard MTS Fluid Applied Roof System	-82.5
CWF-7.	Min. 2-inch Tectum I Plank; 4 ft span, Trufast PF-3750 #12 Purlin Fastener with Trufast MP-2000 2" Metal Seam Plate; 3 parts per bearing.	One or more layers, min. 1-inch Trisotech G, Trisotech CGF, Trisotech, EnergyGuard Polyiso Insulation, H-Shield, ISO 95+ GL or Multi-Max FA-3	LRFIA or LRFIA(BG)	Min. 0.25-inch SECUROCK Gypsum-Fiber Roof Board or min. 7/16-inch DEXcell Cement Roof Board	LRFIA or LRFIA(BG)	SBS-AA	(Optional) One or more SBS-TA	AlphaGuard MTS Fluid Applied Roof System	-82.5
CWF-8.	Min. 2-inch Tectum I Plank; 4 ft span, Trufast PF-3750 #12 Purlin Fastener with Trufast MP-2000 2" Metal Seam Plate; 3 parts per bearing.	One or more layers, min. 1-inch Trisotech G or Trisotech CGF	PSFA	Min. 0.25-inch SECUROCK Gypsum-Fiber Roof Board or min. 7/16-inch DEXcell Cement Roof Board	PSFA	SBS-AA	(Optional) One or more SBS-TA	AlphaGuard MTS Fluid Applied Roof System	-82.5
SEBS-APPLIED BASE PLY:									

TABLE 5A: CEMENTITIOUS WOOD FIBER DECKS - NEW CONSTRUCTION OR REROOF (TEAR-OFF)
SYSTEM TYPE A-1: BONDED INSULATION, BONDED ROOF COVER

System No.	Deck (Note 1)	Base Insulation Layer		Top Insulation Layer		Roof Cover (Note 15)			MDP (psf)
		Type	Attach (Notes 6,7,8)	Type	Attach (Notes 6,7,8)	Base Ply	Ply	LARS	
CWF-9.	Min. 2-inch Tectum I Plank; 4 ft span, Trufast PF-3750 #12 Purlin Fastener with Trufast MP-2000 2" Metal Seam Plate; 3 parts per bearing.	One or more layers, min. 1-inch Trisotech G, Trisotech CGF, Trisotech, EnergyGuard Polyiso Insulation, H-Shield, ISO 95+ GL or Multi-Max FA-3	LRFIA or LRFIA(BG)	Min. 0.25-inch SECUROCK Gypsum-Fiber Roof Board or min. 7/16-inch DEXcell Cement Roof Board	LRFIA or LRFIA(BG)	BP-SEBS, SBS-SEBS	(Optional) BP-SEBS, SBS-SEBS	AlphaGuard MTS Fluid Applied Roof System	-82.5
CWF-10.	Min. 2-inch Tectum I Plank; 4 ft span, Trufast PF-3750 #12 Purlin Fastener with Trufast MP-2000 2" Metal Seam Plate; 3 parts per bearing.	One or more layers, min. 1-inch Trisotech G or Trisotech CGF	PSFA	Min. 0.25-inch SECUROCK Gypsum-Fiber Roof Board or min. 7/16-inch DEXcell Cement Roof Board	PSFA	BP-SEBS, SBS-SEBS	(Optional) BP-SEBS, SBS-SEBS	AlphaGuard MTS Fluid Applied Roof System	-82.5
TORCH-APPLIED BASE PLY:									
CWF-11.	Min. 2-inch Tectum I Plank; 4 ft span, Trufast PF-3750 #12 Purlin Fastener with Trufast MP-2000 2" Metal Seam Plate; 3 parts per bearing.	One or more layers, min. 1-inch Trisotech G, Trisotech CGF, Trisotech, EnergyGuard Polyiso Insulation, H-Shield, ISO 95+ GL or Multi-Max FA-3	LRFIA or LRFIA(BG)	Min. 0.25-inch SECUROCK Gypsum-Fiber Roof Board or min. 7/16-inch DEXcell Cement Roof Board	LRFIA or LRFIA(BG)	SBS-TA	(Optional) SBS-TA	AlphaGuard MTS Fluid Applied Roof System	-82.5
CWF-12.	Min. 2-inch Tectum I Plank; 4 ft span, Trufast PF-3750 #12 Purlin Fastener with Trufast MP-2000 2" Metal Seam Plate; 3 parts per bearing.	One or more layers, min. 1-inch Trisotech G or Trisotech CGF	PSFA	Min. 0.25-inch SECUROCK Gypsum-Fiber Roof Board or min. 7/16-inch DEXcell Cement Roof Board	PSFA	SBS-TA	(Optional) SBS-TA	AlphaGuard MTS Fluid Applied Roof System	-82.5

TABLE 5B: CEMENTITIOUS WOOD FIBER DECKS – NEW CONSTRUCTION, REROOF (TEAR-OFF) OR RECOVER
SYSTEM TYPE B-3: MECHANICALLY ATTACHED ANCHOR SHEET, BONDED INSULATION, BONDED ROOF COVER

System No.	Deck (Note 1)	Anchor Sheet			Vapor Barrier (Note 15)	Base Insulation		Top Insulation		Roof Cover (Note 15)			MDP (psf)
		Type	Fasten (Note 11)	Attach		Type	Attach (Notes 6,7,8)	Type	Attach (Notes 6,7,8)	Base Ply	Ply	LARS	
CWF-13.	Min. 2-inch Tectum I Plank; 4 ft span, Trufast PF-3750 #12 Purlin Fastener with Trufast MP-2000 2" Metal Seam Plate; 3 per bearing.	BURmastic Composite Ply HT, BURmastic Composite Ply Premium	Tremco Twin Loc-Nail Assembled Fastener (min. 1.8-inch embed)	6-inch o.c. at 4-inch laps and 12-inch o.c. at four (4), equally spaced center rows	None	(Optional) Min. 1.5-inch Trisotech G, Trisotech CGF or Trisotech	LRFIA or LRFIA(BG), 6-inch o.c.	Min. 0.5-inch DensDeck Prime or SECUROCK Gypsum-Fiber Roof Board	LRFIA or LRFIA(BG), 6-inch o.c.	BP-CA6 or SBS-CA6	(Optional) BP-CA6 or SBS-CA6	AlphaGuard MTS Fluid Applied Roof System	-75.0
CWF-14.	Min. 2-inch Tectum I Plank; 4 ft span, Trufast PF-3750 #12 Purlin Fastener with Trufast MP-2000 2" Metal Seam Plate; 3 per bearing.	BURmastic Composite Ply HT, BURmastic Composite Ply Premium	Tremco Twin Loc-Nail Assembled Fastener (min. 1.8-inch embed)	6-inch o.c. at 4-inch laps and 12-inch o.c. at four (4), equally spaced center rows	None	(Optional) Min. 1.5-inch Trisotech G or Trisotech CGF	PSFA, 6-inch o.c.	Min. 0.5-inch DensDeck Prime or SECUROCK Gypsum-Fiber Roof Board	PSFA, 6-inch o.c.	BP-CA6 or SBS-CA6	(Optional) BP-CA6 or SBS-CA6	AlphaGuard MTS Fluid Applied Roof System	-75.0

TABLE 5B: CEMENTITIOUS WOOD FIBER DECKS – NEW CONSTRUCTION, REROOF (TEAR-OFF) OR RECOVER
SYSTEM TYPE B-3: MECHANICALLY ATTACHED ANCHOR SHEET, BONDED INSULATION, BONDED ROOF COVER

System No.	Deck (Note 1)	Anchor Sheet			Vapor Barrier (Note 15)	Base Insulation		Top Insulation		Roof Cover (Note 15)			MDP (psf)
		Type	Fasten (Note 11)	Attach		Type	Attach (Notes 6,7,8)	Type	Attach (Notes 6,7,8)	Base Ply	Ply	LARS	
POWERPLY ENDURE BIO ADHESIVE TF APPLIED BASE PLY:													
CWF-15.	Min. 2-inch Tectum I Plank; 4 ft span, Trufast PF-3750 #12 Purlin Fastener with Trufast MP-2000 2" Metal Seam Plate; 3 per bearing.	BURmastic Composite Ply HT, BURmastic Composite Ply Premium	Tremco Twin Loc-Nail Assembled Fastener (min. 1.8-inch embed)	6-inch o.c. at 4-inch laps and 12-inch o.c. at four (4), equally spaced center rows	(Optional) BP-CA5 or SBS-CA5	(Optional) Min. 1.5-inch Trisotech G, Trisotech CGF or Trisotech	LRFIA or LRFIA(BG), 6-inch o.c.	Min. 0.5-inch DensDeck Prime or SECUROCK Gypsum-Fiber Roof Board	LRFIA or LRFIA(BG), 6-inch o.c.	BP-CA5, SBS-CA5	(Optional) One or more BP-CA5, SBS-CA5	AlphaGuard MTS Fluid Applied Roof System	-75.0
CWF-16.	Min. 2-inch Tectum I Plank; 4 ft span, Trufast PF-3750 #12 Purlin Fastener with Trufast MP-2000 2" Metal Seam Plate; 3 per bearing.	BURmastic Composite Ply HT, BURmastic Composite Ply Premium	Tremco Twin Loc-Nail Assembled Fastener (min. 1.8-inch embed)	6-inch o.c. at 4-inch laps and 12-inch o.c. at four (4), equally spaced center rows	(Optional) BP-CA5 or SBS-CA5	(Optional) Min. 1.5-inch Trisotech G or Trisotech CGF	PSFA, 6-inch o.c.	Min. 0.5-inch DensDeck Prime or SECUROCK Gypsum-Fiber Roof Board	PSFA, 6-inch o.c.	BP-CA5, SBS-CA5	(Optional) One or more BP-CA5, SBS-CA5	AlphaGuard MTS Fluid Applied Roof System	-75.0
HOT-ASPHALT-APPLIED BASE PLY:													
CWF-17.	Min. 2-inch Tectum I Plank; 4 ft span, Trufast PF-3750 #12 Purlin Fastener with Trufast MP-2000 2" Metal Seam Plate; 3 per bearing.	BURmastic Composite Ply HT, BURmastic Composite Ply Premium	Tremco Twin Loc-Nail Assembled Fastener (min. 1.8-inch embed)	6-inch o.c. at 4-inch laps and 12-inch o.c. at four (4), equally spaced center rows	None	(Optional) Min. 1.5-inch Trisotech G, Trisotech CGF or Trisotech	LRFIA or LRFIA(BG), 6-inch o.c.	Min. 0.5-inch DensDeck Prime or SECUROCK Gypsum-Fiber Roof Board	LRFIA or LRFIA(BG), 6-inch o.c.	BP-AA, SBS-AA	(Optional) One or more BP-AA, SBS-AA	AlphaGuard MTS Fluid Applied Roof System	-75.0
CWF-18.	Min. 2-inch Tectum I Plank; 4 ft span, Trufast PF-3750 #12 Purlin Fastener with Trufast MP-2000 2" Metal Seam Plate; 3 per bearing.	BURmastic Composite Ply HT, BURmastic Composite Ply Premium	Tremco Twin Loc-Nail Assembled Fastener (min. 1.8-inch embed)	6-inch o.c. at 4-inch laps and 12-inch o.c. at four (4), equally spaced center rows	None	(Optional) Min. 1.5-inch Trisotech G or Trisotech CGF	PSFA, 6-inch o.c.	Min. 0.5-inch DensDeck Prime or SECUROCK Gypsum-Fiber Roof Board	PSFA, 6-inch o.c.	BP-AA, SBS-AA	(Optional) One or more BP-AA, SBS-AA	AlphaGuard MTS Fluid Applied Roof System	-75.0
CWF-19.	Min. 2-inch Tectum I Plank; 4 ft span, Trufast PF-3750 #12 Purlin Fastener with Trufast MP-2000 2" Metal Seam Plate; 3 per bearing.	BURmastic Composite Ply HT, BURmastic Composite Ply Premium	Tremco Twin Loc-Nail Assembled Fastener (min. 1.8-inch embed)	6-inch o.c. at 4-inch laps and 12-inch o.c. at four (4), equally spaced center rows	None	(Optional) Min. 1.5-inch Trisotech G, Trisotech CGF or Trisotech	LRFIA or LRFIA(BG), 6-inch o.c.	Min. 0.5-inch DensDeck Prime or SECUROCK Gypsum-Fiber Roof Board	LRFIA or LRFIA(BG), 6-inch o.c.	SBS-AA	(Optional) One or more SBS-TA	AlphaGuard MTS Fluid Applied Roof System	-75.0

TABLE 5B: CEMENTITIOUS WOOD FIBER DECKS – NEW CONSTRUCTION, REROOF (TEAR-OFF) OR RECOVER
SYSTEM TYPE B-3: MECHANICALLY ATTACHED ANCHOR SHEET, BONDED INSULATION, BONDED ROOF COVER

System No.	Deck (Note 1)	Anchor Sheet			Vapor Barrier (Note 15)	Base Insulation		Top Insulation		Roof Cover (Note 15)			MDP (psf)
		Type	Fasten (Note 11)	Attach		Type	Attach (Notes 6,7,8)	Type	Attach (Notes 6,7,8)	Base Ply	Ply	LARS	
CWF-20.	Min. 2-inch Tectum I Plank; 4 ft span, Trufast PF-3750 #12 Purlin Fastener with Trufast MP-2000 2" Metal Seam Plate; 3 per bearing.	BURmastic Composite Ply HT, BURmastic Composite Ply Premium	Tremco Twin Loc-Nail Assembled Fastener (min. 1.8-inch embed)	6-inch o.c. at 4-inch laps and 12-inch o.c. at four (4), equally spaced center rows	None	(Optional) Min. 1.5-inch Trisotech G or Trisotech CGF	PSFA, 6-inch o.c.	Min. 0.5-inch DensDeck Prime or SECUROCK Gypsum-Fiber Roof Board	PSFA, 6-inch o.c.	SBS-AA	(Optional) One or more SBS-TA	AlphaGuard MTS Fluid Applied Roof System	-75.0
SEBS-APPLIED BASE PLY:													
CWF-21.	Min. 2-inch Tectum I Plank; 4 ft span, Trufast PF-3750 #12 Purlin Fastener with Trufast MP-2000 2" Metal Seam Plate; 3 per bearing.	BURmastic Composite Ply HT, BURmastic Composite Ply Premium	Tremco Twin Loc-Nail Assembled Fastener (min. 1.8-inch embed)	6-inch o.c. at 4-inch laps and 12-inch o.c. at four (4), equally spaced center rows	None	(Optional) Min. 1.5-inch Trisotech G, Trisotech CGF or Trisotech	LRFIA or LRFIA(BG), 6-inch o.c.	Min. 0.5-inch DensDeck Prime or SECUROCK Gypsum-Fiber Roof Board	LRFIA or LRFIA(BG), 6-inch o.c.	BP-SEBS, SBS-SEBS	(Optional) BP-SEBS, SBS-SEBS	AlphaGuard MTS Fluid Applied Roof System	-75.0
CWF-22.	Min. 2-inch Tectum I Plank; 4 ft span, Trufast PF-3750 #12 Purlin Fastener with Trufast MP-2000 2" Metal Seam Plate; 3 per bearing.	BURmastic Composite Ply HT, BURmastic Composite Ply Premium	Tremco Twin Loc-Nail Assembled Fastener (min. 1.8-inch embed)	6-inch o.c. at 4-inch laps and 12-inch o.c. at four (4), equally spaced center rows	None	(Optional) Min. 1.5-inch Trisotech G or Trisotech CGF	PSFA, 6-inch o.c.	Min. 0.5-inch DensDeck Prime or SECUROCK Gypsum-Fiber Roof Board	PSFA, 6-inch o.c.	BP-SEBS, SBS-SEBS	(Optional) BP-SEBS, SBS-SEBS	AlphaGuard MTS Fluid Applied Roof System	-75.0
TORCH-APPLIED BASE PLY:													
CWF-23.	Min. 2-inch Tectum I Plank; 4 ft span, Trufast PF-3750 #12 Purlin Fastener with Trufast MP-2000 2" Metal Seam Plate; 3 per bearing.	BURmastic Composite Ply HT, BURmastic Composite Ply Premium	Tremco Twin Loc-Nail Assembled Fastener (min. 1.8-inch embed)	6-inch o.c. at 4-inch laps and 12-inch o.c. at four (4), equally spaced center rows	(Optional) BP-CA5 or SBS-CA5	(Optional) Min. 1.5-inch Trisotech G, Trisotech CGF or Trisotech	LRFIA or LRFIA(BG), 6-inch o.c.	Min. 0.5-inch DensDeck Prime or SECUROCK Gypsum-Fiber Roof Board	LRFIA or LRFIA(BG), 6-inch o.c.	SBS-TA	(Optional) SBS-TA	AlphaGuard MTS Fluid Applied Roof System	-75.0
CWF-24.	Min. 2-inch Tectum I Plank; 4 ft span, Trufast PF-3750 #12 Purlin Fastener with Trufast MP-2000 2" Metal Seam Plate; 3 per bearing.	BURmastic Composite Ply HT, BURmastic Composite Ply Premium	Tremco Twin Loc-Nail Assembled Fastener (min. 1.8-inch embed)	6-inch o.c. at 4-inch laps and 12-inch o.c. at four (4), equally spaced center rows	(Optional) BP-CA5 or SBS-CA5	(Optional) Min. 1.5-inch Trisotech G or Trisotech CGF	PSFA, 6-inch o.c.	Min. 0.5-inch DensDeck Prime or SECUROCK Gypsum-Fiber Roof Board	PSFA, 6-inch o.c.	SBS-TA	(Optional) SBS-TA	AlphaGuard MTS Fluid Applied Roof System	-75.0

TABLE 6A: GYPSUM DECKS - REROOF (TEAR-OFF)
SYSTEM TYPE A-1: BONDED INSULATION, BONDED ROOF COVER

System No.	Deck (Note 1 , Note 12)	Base Insulation Layer		Top Insulation Layer		Roof Cover (Note 15)			MDP (psf)
		Type	Attach (Notes 6,7,8)	Type	Attach (Notes 6,7,8)	Base Ply	Ply	LARS	
BURMASTIC ADHESIVE MC APPLIED BASE PLY:									
G-1.	Existing gypsum deck	Min. 0.5-inch Trisotech G, Trisotech CGF, Trisotech or RESISTA	LRFIA or LRFIA(BG)	Min. 0.5-inch Structodek HD with Primed Red Coating	LRFIA or LRFIA(BG)	BP-CA6 or SBS-CA6	(Optional) One more BP-CA6 or SBS-CA6	AlphaGuard MTS Fluid Applied Roof System	-165.0
G-2.	Existing gypsum deck	Min. 0.5-inch Trisotech G, Trisotech CGF, Trisotech or RESISTA	LRFIA or LRFIA(BG)	Min. 0.25-inch DensDeck Prime or SECUROCK Gypsum-Fiber Roof Board	LRFIA or LRFIA(BG)	BP-CA6 or SBS-CA6	(Optional) One or more BP-CA6 or SBS-CA6	AlphaGuard MTS Fluid Applied Roof System	-202.5
G-3.	Existing gypsum deck	Min. 0.5-inch Trisotech G or Trisotech CGF	PSFA	Min. 0.5-inch Structodek HD with Primed Red Coating	PSFA	BP-CA6 or SBS-CA6	(Optional) One more BP-CA6 or SBS-CA6	AlphaGuard MTS Fluid Applied Roof System	-165.0
G-4.	Existing gypsum deck	Min. 0.5-inch Trisotech G or Trisotech CGF	PSFA	Min. 0.25-inch DensDeck Prime or SECUROCK Gypsum-Fiber Roof Board	PSFA	BP-CA6 or SBS-CA6	(Optional) One or more BP-CA6 or SBS-CA6	AlphaGuard MTS Fluid Applied Roof System	-202.5
POWERPLY ENDURE BIO ADHESIVE TF APPLIED BASE PLY:									
G-5.	Existing gypsum deck	Min. 0.5-inch Trisotech G, Trisotech CGF, Trisotech or RESISTA	LRFIA or LRFIA(BG)	Min. 0.25-inch SECUROCK Gypsum-Fiber Roof Board	LRFIA or LRFIA(BG)	BP-CA5, SBS-CA5	(Optional) One or more BP-CA5, SBS-CA5	AlphaGuard MTS Fluid Applied Roof System	-157.5
G-6.	Existing gypsum deck	Min. 0.5-inch Trisotech G, Trisotech CGF, Trisotech or RESISTA	LRFIA or LRFIA(BG)	Min. 0.5-inch Structodek HD with Primed Red Coating	LRFIA or LRFIA(BG)	BP-CA5, SBS-CA5	(Optional) One or more BP-CA5, SBS-CA5	AlphaGuard MTS Fluid Applied Roof System	-165.0
G-7.	Existing gypsum deck	Min. 0.5-inch Trisotech G, Trisotech CGF, Trisotech or RESISTA	LRFIA or LRFIA(BG)	Min. 0.25-inch DensDeck Prime	LRFIA or LRFIA(BG)	BP-CA5, SBS-CA5	(Optional) One or more BP-CA5, SBS-CA5	AlphaGuard MTS Fluid Applied Roof System	-202.5
G-8.	Existing gypsum deck	Min. 0.5-inch Trisotech G or Trisotech CGF	PSFA	Min. 0.25-inch SECUROCK Gypsum-Fiber Roof Board	PSFA	BP-CA5, SBS-CA5	(Optional) One or more BP-CA5, SBS-CA5	AlphaGuard MTS Fluid Applied Roof System	-157.5
G-9.	Existing gypsum deck	Min. 0.5-inch Trisotech G or Trisotech CGF	PSFA	Min. 0.5-inch Structodek HD with Primed Red Coating	PSFA	BP-CA5, SBS-CA5	(Optional) One or more BP-CA5, SBS-CA5	AlphaGuard MTS Fluid Applied Roof System	-165.0
G-10.	Existing gypsum deck	Min. 0.5-inch Trisotech G or Trisotech CGF	PSFA	Min. 0.25-inch DensDeck Prime	PSFA	BP-CA5, SBS-CA5	(Optional) One or more BP-CA5, SBS-CA5	AlphaGuard MTS Fluid Applied Roof System	-202.5
HOT-ASPHALT-APPLIED BASE PLY:									
G-11.	Existing gypsum deck	Min. 0.5-inch Trisotech G, Trisotech CGF, Trisotech or RESISTA	LRFIA or LRFIA(BG)	Min. 0.5-inch Structodek HD with Primed Red Coating	LRFIA or LRFIA(BG)	BP-AA, SBS-AA	(Optional) One or more BP-AA, SBS-AA	AlphaGuard MTS Fluid Applied Roof System	-165.0
G-12.	Existing gypsum deck	Min. 0.5-inch Trisotech G, Trisotech CGF, Trisotech or RESISTA	LRFIA or LRFIA(BG)	Min. 0.25-inch SECUROCK Gypsum-Fiber Roof Board or min. 0.5-inch SECUROCK Cement Roof Board or min. 7/16-inch DEXcell Cement Roof Board	LRFIA or LRFIA(BG)	BP-AA, SBS-AA	(Optional) One or more BP-AA, SBS-AA	AlphaGuard MTS Fluid Applied Roof System	-180.0

TABLE 6A: GYPSUM DECKS - REROOF (TEAR-OFF)
SYSTEM TYPE A-1: BONDED INSULATION, BONDED ROOF COVER

System No.	Deck (Note 1 , Note 12)	Base Insulation Layer		Top Insulation Layer		Roof Cover (Note 15)			MDP (psf)
		Type	Attach (Notes 6,7,8)	Type	Attach (Notes 6,7,8)	Base Ply	Ply	LARS	
G-13.	Existing gypsum deck	Min. 0.5-inch Trisotech G or Trisotech CGF	PSFA	Min. 0.5-inch Structodek HD with Primed Red Coating	PSFA	BP-AA, SBS-AA	(Optional) One or more BP-AA, SBS-AA	AlphaGuard MTS Fluid Applied Roof System	-165.0
G-14.	Existing gypsum deck	Min. 0.5-inch Trisotech G or Trisotech CGF	PSFA	Min. 0.25-inch SECUROCK Gypsum-Fiber Roof Board or min. 7/16-inch DEXcell Cement Roof Board	PSFA	BP-AA, SBS-AA	(Optional) One or more BP-AA, SBS-AA	AlphaGuard MTS Fluid Applied Roof System	-180.0
G-15.	Existing gypsum deck	Min. 0.5-inch Trisotech G, Trisotech CGF, Trisotech or RESISTA	LRFIA or LRFIA(BG)	Min. 0.5-inch Structodek HD with Primed Red Coating	LRFIA or LRFIA(BG)	SBS-AA	(Optional) One or more SBS-TA	AlphaGuard MTS Fluid Applied Roof System	-165.0
G-16.	Existing gypsum deck	Min. 0.5-inch Trisotech G, Trisotech CGF, Trisotech or RESISTA	LRFIA or LRFIA(BG)	Min. 0.25-inch SECUROCK Gypsum-Fiber Roof Board or min. 7/16-inch DEXcell Cement Roof Board	LRFIA or LRFIA(BG)	SBS-AA	(Optional) One or more SBS-TA	AlphaGuard MTS Fluid Applied Roof System	-180.0
G-17.	Existing gypsum deck	Min. 0.5-inch Trisotech G or Trisotech CGF	PSFA	Min. 0.5-inch Structodek HD with Primed Red Coating	PSFA	SBS-AA	(Optional) One or more SBS-TA	AlphaGuard MTS Fluid Applied Roof System	-165.0
G-18.	Existing gypsum deck	Min. 0.5-inch Trisotech G or Trisotech CGF	PSFA	Min. 0.25-inch SECUROCK Gypsum-Fiber Roof Board or min. 7/16-inch DEXcell Cement Roof Board	PSFA	SBS-AA	(Optional) One or more SBS-TA	AlphaGuard MTS Fluid Applied Roof System	-180.0
SEBS-APPLIED BASE PLY:									
G-19.	Existing gypsum deck	Min. 0.5-inch Trisotech G, Trisotech CGF, Trisotech or RESISTA	LRFIA or LRFIA(BG)	Min. 0.5-inch Structodek HD with Primed Red Coating	LRFIA or LRFIA(BG)	BP-SEBS, SBS-SEBS	(Optional) BP-SEBS, SBS-SEBS	AlphaGuard MTS Fluid Applied Roof System	-165.0
G-20.	Existing gypsum deck	Min. 0.5-inch Trisotech G, Trisotech CGF, Trisotech or RESISTA	LRFIA or LRFIA(BG)	Min. 0.25-inch DensDeck Prime or SECUROCK Gypsum-Fiber Roof Board or 0.5-inch SECUROCK Cement Roof Board or min. 7/16-inch DEXcell Cement Roof Board	LRFIA or LRFIA(BG)	BP-SEBS, SBS-SEBS	(Optional) BP-SEBS, SBS-SEBS	AlphaGuard MTS Fluid Applied Roof System	-202.5
G-21.	Existing gypsum deck	Min. 0.5-inch Trisotech G or Trisotech CGF	PSFA	Min. 0.5-inch Structodek HD with Primed Red Coating	PSFA	BP-SEBS, SBS-SEBS	(Optional) BP-SEBS, SBS-SEBS	AlphaGuard MTS Fluid Applied Roof System	-165.0
G-22.	Existing gypsum deck	Min. 0.5-inch Trisotech G or Trisotech CGF	PSFA	Min. 0.25-inch DensDeck Prime or SECUROCK Gypsum-Fiber Roof Board or min. 7/16-inch DEXcell Cement Roof Board	PSFA	BP-SEBS, SBS-SEBS	(Optional) BP-SEBS, SBS-SEBS	AlphaGuard MTS Fluid Applied Roof System	-202.5
TORCH-APPLIED BASE PLY:									
G-23.	Existing gypsum deck	Min. 0.5-inch Trisotech G, Trisotech CGF, Trisotech or RESISTA	LRFIA or LRFIA(BG)	Min. 0.25-inch SECUROCK Gypsum-Fiber Roof Board	LRFIA or LRFIA(BG)	SBS-TA	(Optional) SBS-TA	AlphaGuard MTS Fluid Applied Roof System	-180.0
G-24.	Existing gypsum deck	Min. 0.5-inch Trisotech G, Trisotech CGF, Trisotech or RESISTA	LRFIA or LRFIA(BG)	Min. 0.5-inch SECUROCK Cement Roof Board or min. 7/16-inch DEXcell Cement Roof Board	LRFIA or LRFIA(BG)	SBS-TA	(Optional) SBS-TA	AlphaGuard MTS Fluid Applied Roof System	-202.5
G-25.	Existing gypsum deck	Min. 0.5-inch Trisotech G or Trisotech CGF	PSFA	Min. 0.25-inch SECUROCK Gypsum-Fiber Roof Board	PSFA	SBS-TA	(Optional) SBS-TA	AlphaGuard MTS Fluid Applied Roof System	-180.0

TABLE 6A: GYPSUM DECKS - REROOF (TEAR-OFF)
SYSTEM TYPE A-1: BONDED INSULATION, BONDED ROOF COVER

System No.	Deck (Note 1 , Note 12)	Base Insulation Layer		Top Insulation Layer		Roof Cover (Note 15)			MDP (psf)
		Type	Attach (Notes 6,7,8)	Type	Attach (Notes 6,7,8)	Base Ply	Ply	LARS	
G-26.	Existing gypsum deck	Min. 0.5-inch Trisotech G or Trisotech CGF	PSFA	Min. 7/16-inch DEXcell Cement Roof Board	PSFA	SBS-TA	(Optional) SBS-TA	AlphaGuard MTS Fluid Applied Roof System	-202.5

TABLE 6B: GYPSUM DECKS - REROOF (TEAR-OFF)
SYSTEM TYPE A-1: BONDED VAPOR BARRIER, BONDED INSULATION, BONDED ROOF COVER

System No.	Deck (Note 1 , Note 12)	Vapor Barrier (Note 15)	Base Insulation Layer		Top Insulation Layer		Roof Cover (Note 15)			MDP (psf)
			Type	Attach (Notes 6,7,8)	Type	Attach (Notes 6,7,8)	Base Ply	Ply	LARS	
BURMASTIC ADHESIVE MC APPLIED BASE PLY:										
G-27.	Existing gypsum deck	BP-CA6	Min. 0.5-inch Trisotech G, Trisotech CGF, Trisotech or RESISTA	LRFIA or LRFIA(BG)	Min. 0.5-inch Structodek HD with Primed Red Coating	LRFIA or LRFIA(BG)	BP-CA6 or SBS-CA6	(Optional) One more BP-CA6 or SBS-CA6	AlphaGuard MTS Fluid Applied Roof System	-165.0
G-28.	Existing gypsum deck	BP-CA6	Min. 0.5-inch Trisotech G, Trisotech CGF, Trisotech or RESISTA	LRFIA or LRFIA(BG)	Min. 0.25-inch DensDeck Prime or SECUROCK Gypsum-Fiber Roof Board	LRFIA or LRFIA(BG)	BP-CA6 or SBS-CA6	(Optional) One or more BP-CA6 or SBS-CA6	AlphaGuard MTS Fluid Applied Roof System	-182.5
G-29.	Existing gypsum deck	BP-CA6	Min. 0.5-inch Trisotech G or Trisotech CGF	PSFA	Min. 0.5-inch Structodek HD with Primed Red Coating	PSFA	BP-CA6 or SBS-CA6	(Optional) One more BP-CA6 or SBS-CA6	AlphaGuard MTS Fluid Applied Roof System	-165.0
G-30.	Existing gypsum deck	BP-CA6	Min. 0.5-inch Trisotech G or Trisotech CGF	PSFA	Min. 0.25-inch DensDeck Prime or SECUROCK Gypsum-Fiber Roof Board	PSFA	BP-CA6 or SBS-CA6	(Optional) One or more BP-CA6 or SBS-CA6	AlphaGuard MTS Fluid Applied Roof System	-182.5
POWERPLY ENDURE BIO ADHESIVE TF APPLIED BASE PLY:										
G-31.	Existing gypsum deck	BP-CA5 or SBS-CA5	Min. 0.5-inch Trisotech G, Trisotech CGF, Trisotech or RESISTA	LRFIA or LRFIA(BG)	Min. 0.5-inch Structodek HD with Primed Red Coating	LRFIA or LRFIA(BG)	BP-CA5 or SBS-CA5	(Optional) One or more BP-CA5 or SBS-CA5	AlphaGuard MTS Fluid Applied Roof System	-165.0
G-32.	Existing gypsum deck	BP-CA5 or SBS-CA5	Min. 1-inch Trisotech G, Trisotech CGF, Trisotech, EnergyGuard Polyiso Insulation, H-Shield, ISO 95+ GL, Multi-Max FA-3, RESISTA or UltraMax or Styrofoam Brand Roofmate, Highload 60 or Plazamate	LRFIA or LRFIA(BG)	Min. 0.625-inch SECUROCK Gypsum-Fiber Roof Board	LRFIA or LRFIA(BG)	BP-CA5 or SBS-CA5	(Optional) One or more BP-CA5 or SBS-CA5	AlphaGuard MTS Fluid Applied Roof System	-195.0
G-33.	Existing gypsum deck	BP-CA5 or SBS-CA5	Min. 0.5-inch Trisotech G, Trisotech CGF, Trisotech or RESISTA	LRFIA or LRFIA(BG)	Min. 0.25-inch DensDeck Prime	LRFIA or LRFIA(BG)	BP-CA5 or SBS-CA5	(Optional) One or more BP-CA5 or SBS-CA5	AlphaGuard MTS Fluid Applied Roof System	-262.5
G-34.	Existing gypsum deck	BP-CA5 or SBS-CA5	Min. 0.5-inch Trisotech G or Trisotech CGF	PSFA	Min. 0.5-inch Structodek HD with Primed Red Coating	PSFA	BP-CA5 or SBS-CA5	(Optional) One or more BP-CA5 or SBS-CA5	AlphaGuard MTS Fluid Applied Roof System	-165.0

TABLE 6B: GYPSUM DECKS - REROOF (TEAR-OFF)
SYSTEM TYPE A-1: BONDED VAPOR BARRIER, BONDED INSULATION, BONDED ROOF COVER

System No.	Deck (Note 1 , Note 12)	Vapor Barrier (Note 15)	Base Insulation Layer		Top Insulation Layer		Roof Cover (Note 15)			MDP (psf)
			Type	Attach (Notes 6,7,8)	Type	Attach (Notes 6,7,8)	Base Ply	Ply	LARS	
G-35.	Existing gypsum deck	BP-CA5 or SBS-CA5	Min. 0.5-inch Trisotech G or Trisotech CGF	PSFA	Min. 0.625-inch SECUROCK Gypsum-Fiber Roof Board	PSFA	BP-CA5 or SBS-CA5	(Optional) One or more BP-CA5 or SBS-CA5	AlphaGuard MTS Fluid Applied Roof System	-195.0
G-36.	Existing gypsum deck	BP-CA5 or SBS-CA5	Min. 0.5-inch Trisotech G or Trisotech CGF	PSFA	Min. 0.25-inch DensDeck Prime	PSFA	BP-CA5 or SBS-CA5	(Optional) One or more BP-CA5 or SBS-CA5	AlphaGuard MTS Fluid Applied Roof System	-262.5
HOT-ASPHALT-APPLIED BASE PLY:										
G-37.	Existing gypsum deck	BP-CA6	Min. 0.5-inch Trisotech G, Trisotech CGF, Trisotech or RESISTA	LRFIA or LRFIA(BG)	Min. 0.5-inch Structodek HD with Primed Red Coating	LRFIA or LRFIA(BG)	BP-AA, SBS-AA	(Optional) One or more BP-AA, SBS-AA	AlphaGuard MTS Fluid Applied Roof System	-165.0
G-38.	Existing gypsum deck	BP-CA6	Min. 0.5-inch Trisotech G, Trisotech CGF, Trisotech or RESISTA	LRFIA or LRFIA(BG)	Min. 0.25-inch SECUROCK Gypsum-Fiber Roof Board or min. 0.5-inch SECUROCK Cement Roof Board or min. 7/16-inch DEXcell Cement Roof Board	LRFIA or LRFIA(BG)	BP-AA, SBS-AA	(Optional) One or more BP-AA, SBS-AA	AlphaGuard MTS Fluid Applied Roof System	-180.0
G-39.	Existing gypsum deck	BP-CA6	Min. 0.5-inch Trisotech G or Trisotech CGF	PSFA	Min. 0.5-inch Structodek HD with Primed Red Coating	PSFA	BP-AA, SBS-AA	(Optional) One or more BP-AA, SBS-AA	AlphaGuard MTS Fluid Applied Roof System	-165.0
G-40.	Existing gypsum deck	BP-CA6	Min. 0.5-inch Trisotech G or Trisotech CGF	PSFA	Min. 0.25-inch SECUROCK Gypsum-Fiber Roof Board or min. 7/16-inch DEXcell Cement Roof Board	PSFA	BP-AA, SBS-AA	(Optional) One or more BP-AA, SBS-AA	AlphaGuard MTS Fluid Applied Roof System	-180.0
G-41.	Existing gypsum deck	BP-CA6	Min. 0.5-inch Trisotech G, Trisotech CGF, Trisotech or RESISTA	LRFIA or LRFIA(BG)	Min. 0.5-inch Structodek HD with Primed Red Coating	LRFIA or LRFIA(BG)	SBS-AA	(Optional) One or more SBS-TA	AlphaGuard MTS Fluid Applied Roof System	-165.0
G-42.	Existing gypsum deck	BP-CA6	Min. 0.5-inch Trisotech G, Trisotech CGF, Trisotech or RESISTA	LRFIA or LRFIA(BG)	Min. 0.25-inch SECUROCK Gypsum-Fiber Roof Board or min. 0.5-inch SECUROCK Cement Roof Board or min. 7/16-inch DEXcell Cement Roof Board	LRFIA or LRFIA(BG)	SBS-AA	(Optional) One or more SBS-TA	AlphaGuard MTS Fluid Applied Roof System	-180.0
G-43.	Existing gypsum deck	BP-CA6	Min. 0.5-inch Trisotech G or Trisotech CGF	PSFA	Min. 0.5-inch Structodek HD with Primed Red Coating	PSFA	SBS-AA	(Optional) One or more SBS-TA	AlphaGuard MTS Fluid Applied Roof System	-165.0
G-44.	Existing gypsum deck	BP-CA6	Min. 0.5-inch Trisotech G or Trisotech CGF	PSFA	Min. 0.25-inch SECUROCK Gypsum-Fiber Roof Board or min. 7/16-inch DEXcell Cement Roof Board	PSFA	SBS-AA	(Optional) One or more SBS-TA	AlphaGuard MTS Fluid Applied Roof System	-180.0
SEBS-APPLIED BASE PLY:										
G-45.	Existing gypsum deck	BP-CA6	Min. 0.5-inch Trisotech G, Trisotech CGF, Trisotech or RESISTA	LRFIA or LRFIA(BG)	Min. 0.5-inch Structodek HD with Primed Red Coating	LRFIA or LRFIA(BG)	BP-SEBS, SBS-SEBS	(Optional) BP-SEBS, SBS-SEBS	AlphaGuard MTS Fluid Applied Roof System	-165.0

TABLE 6B: GYPSUM DECKS - REROOF (TEAR-OFF)
SYSTEM TYPE A-1: BONDED VAPOR BARRIER, BONDED INSULATION, BONDED ROOF COVER

System No.	Deck (Note 1 , Note 12)	Vapor Barrier (Note 15)	Base Insulation Layer		Top Insulation Layer		Roof Cover (Note 15)			MDP (psf)
			Type	Attach (Notes 6,7,8)	Type	Attach (Notes 6,7,8)	Base Ply	Ply	LARS	
G-46.	Existing gypsum deck	BP-CA6	Min. 0.5-inch Trisotech G, Trisotech CGF, Trisotech or RESISTA	LRFIA or LRFIA(BG)	Min. 0.25-inch DensDeck Prime or SECUROCK Gypsum-Fiber Roof Board or 0.5-inch SECUROCK Cement Roof Board or min. 7/16-inch DEXcell Cement Roof Board	LRFIA or LRFIA(BG)	BP-SEBS, SBS-SEBS	(Optional) BP-SEBS, SBS-SEBS	AlphaGuard MTS Fluid Applied Roof System	-182.5
G-47.	Existing gypsum deck	BP-CA6	Min. 0.5-inch Trisotech G or Trisotech CGF	PSFA	Min. 0.5-inch Structodek HD with Primed Red Coating	PSFA	BP-SEBS, SBS-SEBS	(Optional) BP-SEBS, SBS-SEBS	AlphaGuard MTS Fluid Applied Roof System	-165.0
G-48.	Existing gypsum deck	BP-CA6	Min. 0.5-inch Trisotech G or Trisotech CGF	PSFA	Min. 0.25-inch DensDeck Prime or SECUROCK Gypsum-Fiber Roof Board or min. 7/16-inch DEXcell Cement Roof Board	PSFA	BP-SEBS, SBS-SEBS	(Optional) BP-SEBS, SBS-SEBS	AlphaGuard MTS Fluid Applied Roof System	-182.5
TORCH-APPLIED BASE PLY:										
G-49.	Existing gypsum deck	BP-CA6	Min. 0.5-inch Trisotech G, Trisotech CGF, Trisotech or RESISTA	LRFIA or LRFIA(BG)	Min. 0.25-inch SECUROCK Gypsum-Fiber Roof Board	LRFIA or LRFIA(BG)	SBS-TA	(Optional) SBS-TA	AlphaGuard MTS Fluid Applied Roof System	-180.0
G-50.	Existing gypsum deck	BP-CA6	Min. 0.5-inch Trisotech G, Trisotech CGF, Trisotech or RESISTA	LRFIA or LRFIA(BG)	Min. 0.5-inch SECUROCK Cement Roof Board or min. 7/16-inch DEXcell Cement Roof Board	LRFIA or LRFIA(BG)	SBS-TA	(Optional) SBS-TA	AlphaGuard MTS Fluid Applied Roof System	-182.5
G-51.	Existing gypsum deck	BP-CA6	Min. 0.5-inch Trisotech G or Trisotech CGF	PSFA	Min. 0.25-inch SECUROCK Gypsum-Fiber Roof Board	PSFA	SBS-TA	(Optional) SBS-TA	AlphaGuard MTS Fluid Applied Roof System	-180.0
G-52.	Existing gypsum deck	BP-CA6	Min. 0.5-inch Trisotech G or Trisotech CGF	PSFA	Min. 7/16-inch DEXcell Cement Roof Board	PSFA	SBS-TA	(Optional) SBS-TA	AlphaGuard MTS Fluid Applied Roof System	-182.5

TABLE 6c: EXISTING GYPSUM DECKS – REROOF (TEAR-OFF)
SYSTEM TYPE B-3: MECHANICALLY ATTACHED ANCHOR SHEET, BONDED INSULATION, BONDED ROOF COVER

System No.	Deck (Note 1)	Anchor Sheet			Vapor Barrier (Note 15)	Base Insulation		Top Insulation		Roof Cover (Note 15)			MDP (psf)
		Type	Fasten (Note 11)	Attach		Type	Attach (Notes 6,7,8)	Type	Attach (Notes 6,7,8)	Base Ply	Ply	LARS	
BURMASTIC ADHESIVE MC APPLIED BASE PLY:													
G-53.	Existing gypsum deck	BURmastic Composite Ply HT, BURmastic Composite Ply Premium	Tremco Twin Loc-Nail Assembled Fastener (Field W/D > 67 lbf)	6-inch o.c. at 4-inch laps and 12-inch o.c. at four (4), equally spaced center rows	None	(Optional) Min. 1.5-inch Trisotech G, Trisotech CGF or Trisotech	LRFIA or LRFIA(BG), 6-inch o.c.	Min. 0.5-inch DensDeck Prime or SECUROCK Gypsum-Fiber Roof Board	LRFIA or LRFIA(BG), 6-inch o.c.	BP-CA6 or SBS-CA6	(Optional) BP-CA6 or SBS-CA6	AlphaGuard MTS Fluid Applied Roof System	-75.0
G-54.	Existing gypsum deck	BURmastic Composite Ply HT, BURmastic Composite Ply Premium	Tremco Twin Loc-Nail Assembled Fastener (Field W/D > 67 lbf)	6-inch o.c. at 4-inch laps and 12-inch o.c. at four (4), equally spaced center rows	None	(Optional) Min. 1.5-inch Trisotech G or Trisotech CGF	PSFA, 6-inch o.c.	Min. 0.5-inch DensDeck Prime or SECUROCK Gypsum-Fiber Roof Board	PSFA, 6-inch o.c.	BP-CA6 or SBS-CA6	(Optional) BP-CA6 or SBS-CA6	AlphaGuard MTS Fluid Applied Roof System	-75.0
POWERPLY ENDURE BIO ADHESIVE TF APPLIED BASE PLY:													
G-55.	Existing gypsum deck	BURmastic Composite Ply HT, BURmastic Composite Ply Premium	Tremco Twin Loc-Nail Assembled Fastener (Field W/D > 67 lbf)	6-inch o.c. at 4-inch laps and 12-inch o.c. at four (4), equally spaced center rows	(Optional) BP-CA5 or SBS-CA5	(Optional) Min. 1.5-inch Trisotech G, Trisotech CGF or Trisotech	LRFIA or LRFIA(BG), 6-inch o.c.	Min. 0.5-inch DensDeck Prime or SECUROCK Gypsum-Fiber Roof Board	LRFIA or LRFIA(BG), 6-inch o.c.	BP-CA5, SBS-CA5	(Optional) One or more BP-CA5, SBS-CA5	AlphaGuard MTS Fluid Applied Roof System	-75.0
G-56.	Existing gypsum deck	BURmastic Composite Ply HT, BURmastic Composite Ply Premium	Tremco Twin Loc-Nail Assembled Fastener (Field W/D > 67 lbf)	6-inch o.c. at 4-inch laps and 12-inch o.c. at four (4), equally spaced center rows	(Optional) BP-CA5 or SBS-CA5	(Optional) Min. 1.5-inch Trisotech G or Trisotech CGF	PSFA, 6-inch o.c.	Min. 0.5-inch DensDeck Prime or SECUROCK Gypsum-Fiber Roof Board	PSFA, 6-inch o.c.	BP-CA5, SBS-CA5	(Optional) One or more BP-CA5, SBS-CA5	AlphaGuard MTS Fluid Applied Roof System	-75.0
HOT-ASPHALT-APPLIED BASE PLY:													
G-57.	Existing gypsum deck	BURmastic Composite Ply HT, BURmastic Composite Ply Premium	Tremco Twin Loc-Nail Assembled Fastener (Field W/D > 67 lbf)	6-inch o.c. at 4-inch laps and 12-inch o.c. at four (4), equally spaced center rows	None	(Optional) Min. 1.5-inch Trisotech G, Trisotech CGF or Trisotech	LRFIA or LRFIA(BG), 6-inch o.c.	Min. 0.5-inch DensDeck Prime or SECUROCK Gypsum-Fiber Roof Board	LRFIA or LRFIA(BG), 6-inch o.c.	BP-AA, SBS-AA	(Optional) One or more BP-AA, SBS-AA	AlphaGuard MTS Fluid Applied Roof System	-75.0
G-58.	Existing gypsum deck	BURmastic Composite Ply HT, BURmastic Composite Ply Premium	Tremco Twin Loc-Nail Assembled Fastener (Field W/D > 67 lbf)	6-inch o.c. at 4-inch laps and 12-inch o.c. at four (4), equally spaced center rows	None	(Optional) Min. 1.5-inch Trisotech G or Trisotech CGF	PSFA, 6-inch o.c.	Min. 0.5-inch DensDeck Prime or SECUROCK Gypsum-Fiber Roof Board	PSFA, 6-inch o.c.	BP-AA, SBS-AA	(Optional) One or more BP-AA, SBS-AA	AlphaGuard MTS Fluid Applied Roof System	-75.0
G-59.	Existing gypsum deck	BURmastic Composite Ply HT, BURmastic Composite Ply Premium	Tremco Twin Loc-Nail Assembled Fastener (Field W/D > 67 lbf)	6-inch o.c. at 4-inch laps and 12-inch o.c. at four (4), equally spaced center rows	None	(Optional) Min. 1.5-inch Trisotech G, Trisotech CGF or Trisotech	LRFIA or LRFIA(BG), 6-inch o.c.	Min. 0.5-inch DensDeck Prime or SECUROCK Gypsum-Fiber Roof Board	LRFIA or LRFIA(BG), 6-inch o.c.	SBS-AA	(Optional) One or more SBS-TA	AlphaGuard MTS Fluid Applied Roof System	-75.0

TABLE 6c: EXISTING GYPSUM DECKS – REROOF (TEAR-OFF)
SYSTEM TYPE B-3: MECHANICALLY ATTACHED ANCHOR SHEET, BONDED INSULATION, BONDED ROOF COVER

System No.	Deck (Note 1)	Anchor Sheet			Vapor Barrier (Note 15)	Base Insulation		Top Insulation		Roof Cover (Note 15)			MDP (psf)
		Type	Fasten (Note 11)	Attach		Type	Attach (Notes 6,7,8)	Type	Attach (Notes 6,7,8)	Base Ply	Ply	LARS	
G-60.	Existing gypsum deck	BURmastic Composite Ply HT, BURmastic Composite Ply Premium	Tremco Twin Loc-Nail Assembled Fastener (Field W/D > 67 lbf)	6-inch o.c. at 4-inch laps and 12-inch o.c. at four (4), equally spaced center rows	None	(Optional) Min. 1.5-inch Trisotech G or Trisotech CGF	PSFA, 6-inch o.c.	Min. 0.5-inch DensDeck Prime or SECUROCK Gypsum-Fiber Roof Board	PSFA, 6-inch o.c.	SBS-AA	(Optional) One or more SBS-TA	AlphaGuard MTS Fluid Applied Roof System	-75.0
SEBS-APPLIED BASE PLY:													
G-61.	Existing gypsum deck	BURmastic Composite Ply HT, BURmastic Composite Ply Premium	Tremco Twin Loc-Nail Assembled Fastener (Field W/D > 67 lbf)	6-inch o.c. at 4-inch laps and 12-inch o.c. at four (4), equally spaced center rows	None	(Optional) Min. 1.5-inch Trisotech G, Trisotech CGF or Trisotech	LRFIA or LRFIA(BG), 6-inch o.c.	Min. 0.5-inch DensDeck Prime or SECUROCK Gypsum-Fiber Roof Board	LRFIA or LRFIA(BG), 6-inch o.c.	BP-SEBS, SBS-SEBS	(Optional) BP-SEBS, SBS-SEBS	AlphaGuard MTS Fluid Applied Roof System	-75.0
G-62.	Existing gypsum deck	BURmastic Composite Ply HT, BURmastic Composite Ply Premium	Tremco Twin Loc-Nail Assembled Fastener (Field W/D > 67 lbf)	6-inch o.c. at 4-inch laps and 12-inch o.c. at four (4), equally spaced center rows	None	(Optional) Min. 1.5-inch Trisotech G or Trisotech CGF	PSFA, 6-inch o.c.	Min. 0.5-inch DensDeck Prime or SECUROCK Gypsum-Fiber Roof Board	PSFA, 6-inch o.c.	BP-SEBS, SBS-SEBS	(Optional) BP-SEBS, SBS-SEBS	AlphaGuard MTS Fluid Applied Roof System	-75.0
TORCH-APPLIED BASE PLY:													
G-63.	Existing gypsum deck	BURmastic Composite Ply HT, BURmastic Composite Ply Premium	Tremco Twin Loc-Nail Assembled Fastener (Field W/D > 67 lbf)	6-inch o.c. at 4-inch laps and 12-inch o.c. at four (4), equally spaced center rows	(Optional) BP-CA5 or SBS-CA5	(Optional) Min. 1.5-inch Trisotech G, Trisotech CGF or Trisotech	LRFIA or LRFIA(BG), 6-inch o.c.	Min. 0.5-inch DensDeck Prime or SECUROCK Gypsum-Fiber Roof Board	LRFIA or LRFIA(BG), 6-inch o.c.	SBS-TA	(Optional) SBS-TA	AlphaGuard MTS Fluid Applied Roof System	-75.0
G-64.	Existing gypsum deck	BURmastic Composite Ply HT, BURmastic Composite Ply Premium	Tremco Twin Loc-Nail Assembled Fastener (Field W/D > 67 lbf)	6-inch o.c. at 4-inch laps and 12-inch o.c. at four (4), equally spaced center rows	(Optional) BP-CA5 or SBS-CA5	(Optional) Min. 1.5-inch Trisotech G or Trisotech CGF	PSFA, 6-inch o.c.	Min. 0.5-inch DensDeck Prime or SECUROCK Gypsum-Fiber Roof Board	PSFA, 6-inch o.c.	SBS-TA	(Optional) SBS-TA	AlphaGuard MTS Fluid Applied Roof System	-75.0

TABLE 6D: EXISTING GYPSUM DECKS – REROOF (TEAR-OFF)
SYSTEM TYPE E-2: NON-INSULATED, MECHANICALLY ATTACHED BASE SHEET, BONDED ROOF COVER

System No.	Deck (Note 1)	Base Sheet			Roof Cover (Note 15)			MDP (psf)
		Type	Fastener (Note 11)	Spacing	Base Ply	Ply	LARS	
BURMASTIC ADHESIVE MC APPLIED BASE PLY:								
G-65.	Existing gypsum deck	BURmastic Glass Ply, BURmastic Glass Ply – 28 lb, BURmastic Composite Ply HT, BURmastic Composite Ply Premium	Twin Loc-Nail Assembled Fastener (Field W/D > 90 lbf)	9-inch o.c. at 4-inch lap and 18-inch o.c. at two (2), equally spaced, staggered center rows	BP-CA6 or SBS-CA6	One or more BP-CA6 or SBS-CA6	AlphaGuard MTS Fluid Applied Roof System	-45.0*
G-66.	Existing gypsum deck	BURmastic Glass Ply, BURmastic Glass Ply – 28 lb	Twin Loc-Nail Assembled Fastener (Field W/D > 80 lbf)	9-inch o.c. at 4-inch lap and 9-inch o.c. at two (2), equally spaced, staggered center rows	BP-CA6 or SBS-CA6	One or more BP-CA6 or SBS-CA6	AlphaGuard MTS Fluid Applied Roof System	-60.0
G-67.	Existing gypsum deck	BURmastic Composite Ply HT, BURmastic Composite Ply Premium	Twin Loc-Nail Assembled Fastener (Field W/D > 100 lbf)	9-inch o.c. at 4-inch lap and 9-inch o.c. at two (2), equally spaced, staggered center rows	BP-CA6 or SBS-CA6	One or more BP-CA6 or SBS-CA6	AlphaGuard MTS Fluid Applied Roof System	-75.0
G-68.	Existing gypsum deck	BURmastic Composite Ply HT, BURmastic Composite Ply Premium	Trufast Versa Fastener (min. 2.25") & Plate; 3 screws per plate*	9-inch o.c. at 4-inch laps and 9-inch o.c. at two (2), equally spaced, staggered center rows	BP-CA6 or SBS-CA6	One or more BP-CA6 or SBS-CA6	AlphaGuard MTS Fluid Applied Roof System	-105.0
		<i>Note: *Field withdrawal resistance testing (Note 11) shall yield minimum 140 lbf. Additional Versa-Fast Fastener within each Versa-Fast Plate may be utilized to produce minimum withdrawal resistance</i>						
POWERPLY ENDURE BIO ADHESIVE TF APPLIED BASE PLY:								
G-69.	Existing gypsum deck	BURmastic Glass Ply, BURmastic Glass Ply – 28 lb, BURmastic Composite Ply HT, BURmastic Composite Ply Premium	Twin Loc-Nail Assembled Fastener (Field W/D > 90 lbf)	9-inch o.c. at 4-inch lap and 18-inch o.c. at two (2), equally spaced, staggered center rows	BP-CA5 or SBS-CA5	One or more BP-CA5 or SBS-CA5	AlphaGuard MTS Fluid Applied Roof System	-45.0*
G-70.	Existing gypsum deck	BURmastic Glass Ply, BURmastic Glass Ply – 28 lb	Twin Loc-Nail Assembled Fastener (Field W/D > 80 lbf)	9-inch o.c. at 4-inch lap and 9-inch o.c. at two (2), equally spaced, staggered center rows	BP-CA5 or SBS-CA5	One or more BP-CA5 or SBS-CA5	AlphaGuard MTS Fluid Applied Roof System	-60.0
G-71.	Existing gypsum deck	BURmastic Composite Ply HT, BURmastic Composite Ply Premium	Twin Loc-Nail Assembled Fastener (Field W/D > 100 lbf)	9-inch o.c. at 4-inch lap and 9-inch o.c. at two (2), equally spaced, staggered center rows	BP-CA5 or SBS-CA5	One or more BP-CA5 or SBS-CA5	AlphaGuard MTS Fluid Applied Roof System	-75.0
G-72.	Existing gypsum deck	BURmastic Composite Ply HT, BURmastic Composite Ply Premium	Trufast Versa Fastener (min. 2.25") & Plate; 3 screws per plate*	9-inch o.c. at 4-inch laps and 9-inch o.c. at two (2), equally spaced, staggered center rows	BP-CA5 or SBS-CA5	One or more BP-CA5 or SBS-CA5	AlphaGuard MTS Fluid Applied Roof System	-105.0
		<i>Note: *Field withdrawal resistance testing (Note 11) shall yield minimum 140 lbf. Additional Versa-Fast Fastener within each Versa-Fast Plate may be utilized to produce minimum withdrawal resistance</i>						
HOT-ASPHALT-APPLIED BASE PLY:								
G-73.	Existing gypsum deck	BURmastic Glass Ply, BURmastic Glass Ply – 28 lb, BURmastic Composite Ply HT, BURmastic Composite Ply Premium	Twin Loc-Nail Assembled Fastener (Field W/D > 90 lbf)	9-inch o.c. at 4-inch lap and 18-inch o.c. at two (2), equally spaced, staggered center rows	BP-AA, SBS-AA	One or more BP-AA, SBS-AA	AlphaGuard MTS Fluid Applied Roof System	-45.0*
G-74.	Existing gypsum deck	BURmastic Glass Ply, BURmastic Glass Ply – 28 lb	Twin Loc-Nail Assembled Fastener (Field W/D > 80 lbf)	9-inch o.c. at 4-inch lap and 9-inch o.c. at two (2), equally spaced, staggered center rows	BP-AA, SBS-AA	One or more BP-AA, SBS-AA	AlphaGuard MTS Fluid Applied Roof System	-60.0
G-75.	Existing gypsum deck	BURmastic Composite Ply HT, BURmastic Composite Ply Premium	Twin Loc-Nail Assembled Fastener (Field W/D > 100 lbf)	9-inch o.c. at 4-inch lap and 9-inch o.c. at two (2), equally spaced, staggered center rows	BP-AA, SBS-AA	One or more BP-AA, SBS-AA	AlphaGuard MTS Fluid Applied Roof System	-75.0

TABLE 6D: EXISTING GYPSUM DECKS – REROOF (TEAR-OFF)
SYSTEM TYPE E-2: NON-INSULATED, MECHANICALLY ATTACHED BASE SHEET, BONDED ROOF COVER

System No.	Deck (Note 1)	Base Sheet			Roof Cover (Note 15)			MDP (psf)
		Type	Fastener (Note 11)	Spacing	Base Ply	Ply	LARS	
G-76.	Existing gypsum deck	BURmastic Composite Ply HT, BURmastic Composite Ply Premium	Trufast Versa Fastener (min. 2.25") & Plate; 3 screws per plate*	9-inch o.c. at 4-inch laps and 9-inch o.c. at two (2), equally spaced, staggered center rows	BP-AA, SBS-AA	One or more BP-AA, SBS-AA	AlphaGuard MTS Fluid Applied Roof System	-105.0
	<i>Note: *Field withdrawal resistance testing (Note 11) shall yield minimum 140 lbf. Additional Versa-Fast Fastener within each Versa-Fast Plate may be utilized to produce minimum withdrawal resistance</i>							
G-77.	Existing gypsum deck	BURmastic Glass Ply, BURmastic Glass Ply – 28 lb, BURmastic Composite Ply HT, BURmastic Composite Ply Premium	Twin Loc-Nail Assembled Fastener (Field W/D > 90 lbf)	9-inch o.c. at 4-inch lap and 18-inch o.c. at two (2), equally spaced, staggered center rows	SBS-AA	SBS-TA	AlphaGuard MTS Fluid Applied Roof System	-45.0*
G-78.	Existing gypsum deck	BURmastic Glass Ply, BURmastic Glass Ply – 28 lb	Twin Loc-Nail Assembled Fastener (Field W/D > 80 lbf)	9-inch o.c. at 4-inch lap and 9-inch o.c. at two (2), equally spaced, staggered center rows	SBS-AA	SBS-TA	AlphaGuard MTS Fluid Applied Roof System	-60.0
G-79.	Existing gypsum deck	BURmastic Composite Ply HT, BURmastic Composite Ply Premium	Twin Loc-Nail Assembled Fastener (Field W/D > 100 lbf)	9-inch o.c. at 4-inch lap and 9-inch o.c. at two (2), equally spaced, staggered center rows	SBS-AA	SBS-TA	AlphaGuard MTS Fluid Applied Roof System	-75.0
G-80.	Existing gypsum deck	BURmastic Composite Ply HT, BURmastic Composite Ply Premium	Trufast Versa Fastener (min. 2.25") & Plate; 3 screws per plate*	9-inch o.c. at 4-inch laps and 9-inch o.c. at two (2), equally spaced, staggered center rows	SBS-AA	SBS-TA	AlphaGuard MTS Fluid Applied Roof System	-105.0
	<i>Note: *Field withdrawal resistance testing (Note 11) shall yield minimum 140 lbf. Additional Versa-Fast Fastener within each Versa-Fast Plate may be utilized to produce minimum withdrawal resistance</i>							
SEBS-APPLIED BASE PLY:								
G-81.	Existing gypsum deck	BURmastic Glass Ply, BURmastic Glass Ply – 28 lb, BURmastic Composite Ply HT, BURmastic Composite Ply Premium	Twin Loc-Nail Assembled Fastener (Field W/D > 90 lbf)	9-inch o.c. at 4-inch lap and 18-inch o.c. at two (2), equally spaced, staggered center rows	BP-SEBS, SBS-SEBS	BP-SEBS, SBS-SEBS	AlphaGuard MTS Fluid Applied Roof System	-45.0*
G-82.	Existing gypsum deck	BURmastic Glass Ply, BURmastic Glass Ply – 28 lb	Twin Loc-Nail Assembled Fastener (Field W/D > 80 lbf)	9-inch o.c. at 4-inch lap and 9-inch o.c. at two (2), equally spaced, staggered center rows	BP-SEBS, SBS-SEBS	BP-SEBS, SBS-SEBS	AlphaGuard MTS Fluid Applied Roof System	-60.0
G-83.	Existing gypsum deck	BURmastic Composite Ply HT, BURmastic Composite Ply Premium	Twin Loc-Nail Assembled Fastener (Field W/D > 100 lbf)	9-inch o.c. at 4-inch lap and 9-inch o.c. at two (2), equally spaced, staggered center rows	BP-SEBS, SBS-SEBS	BP-SEBS, SBS-SEBS	AlphaGuard MTS Fluid Applied Roof System	-75.0
G-84.	Existing gypsum deck	BURmastic Composite Ply HT, BURmastic Composite Ply Premium	Trufast Versa Fastener (min. 2.25") & Plate; 3 screws per plate*	9-inch o.c. at 4-inch laps and 9-inch o.c. at two (2), equally spaced, staggered center rows	BP-SEBS, SBS-SEBS	BP-SEBS, SBS-SEBS	AlphaGuard MTS Fluid Applied Roof System	-105.0
	<i>Note: *Field withdrawal resistance testing (Note 11) shall yield minimum 140 lbf. Additional Versa-Fast Fastener within each Versa-Fast Plate may be utilized to produce minimum withdrawal resistance</i>							
TORCH-APPLIED BASE PLY:								
G-85.	Existing gypsum deck	BURmastic Glass Ply, BURmastic Glass Ply – 28 lb, BURmastic Composite Ply HT, BURmastic Composite Ply Premium	Twin Loc-Nail Assembled Fastener (Field W/D > 90 lbf)	9-inch o.c. at 4-inch lap and 18-inch o.c. at two (2), equally spaced, staggered center rows	SBS-TA	SBS-TA	AlphaGuard MTS Fluid Applied Roof System	-45.0*
G-86.	Existing gypsum deck	BURmastic Glass Ply, BURmastic Glass Ply – 28 lb	Twin Loc-Nail Assembled Fastener (Field W/D > 80 lbf)	9-inch o.c. at 4-inch lap and 9-inch o.c. at two (2), equally spaced, staggered center rows	SBS-TA	SBS-TA	AlphaGuard MTS Fluid Applied Roof System	-60.0

TABLE 6D: EXISTING GYPSUM DECKS – REROOF (TEAR-OFF)
SYSTEM TYPE E-2: NON-INSULATED, MECHANICALLY ATTACHED BASE SHEET, BONDED ROOF COVER

System No.	Deck (Note 1)	Base Sheet			Roof Cover (Note 15)			MDP (psf)
		Type	Fastener (Note 11)	Spacing	Base Ply	Ply	LARS	
G-87.	Existing gypsum deck	BURmastic Composite Ply HT, BURmastic Composite Ply Premium	Twin Loc-Nail Assembled Fastener (Field W/D > 100 lbf)	9-inch o.c. at 4-inch lap and 9-inch o.c. at two (2), equally spaced, staggered center rows	SBS-TA	SBS-TA	AlphaGuard MTS Fluid Applied Roof System	-75.0
G-88.	Existing gypsum deck	BURmastic Composite Ply HT, BURmastic Composite Ply Premium	Trufast Versa Fastener (min. 2.25") & Plate; 3 screws per plate*	9-inch o.c. at 4-inch laps and 9-inch o.c. at two (2), equally spaced, staggered center rows	SBS-TA	SBS-TA	AlphaGuard MTS Fluid Applied Roof System	-105.0
<i>Note:</i>		<i>*Field withdrawal resistance testing (Note 11) shall yield minimum 140 lbf. Additional Versa-Fast Fastener within each Versa-Fast Plate may be utilized to produce minimum withdrawal resistance</i>						

FBC HVHZ

TABLE 7A: RECOVER APPLICATIONS
SYSTEM TYPE A-1: BONDED INSULATION, BONDED ROOF COVER

^A The reported MDP documents the allowable maximum design pressure of the new insulation, coverboard and roof cover when adhered to the substrate, irrespective of the deck type (See Note 1) or performance of the substrate (See Note 12). The deck and substrate shall be capable of resisting the project design pressure requirements, not to exceed the noted MDP, to the satisfaction of the Authority Having Jurisdiction.

System No.	Substrate (Note 1 , Note 12)	Base Insulation Layer		Top Insulation Layer		Roof Cover (Note 15)			MDP (psf) ^A
		Type	Attach (Notes 6,7,8)	Type	Attach (Notes 6,7,8)	Base Ply	Ply	LARS	
BURMASTIC ADHESIVE MC APPLIED BASE PLY:									
R-1.	Gravel-surfaced BUR, brushed/spudded and vacuumed to remove loose gravel	(Optional) Min. 0.5-inch Trisotech G, Trisotech CGF, Trisotech or RESISTA	LRFIA	Min. 0.25-inch DensDeck Prime or SECUROCK Gypsum-Fiber Roof Board or Min. 0.5-inch Structodek HD with Primed Red Coating	LRFIA or LRFIA(BG)	BP-CA6 or SBS-CA6	(Optional) One or more BP-CA6 or SBS-CA6	AlphaGuard MTS Fluid Applied Roof System	-142.5
R-2.	Gravel-surfaced BUR, brushed/spudded and vacuumed to remove loose gravel	(Optional) Min. 0.5-inch Trisotech G, Trisotech CGF, Trisotech or RESISTA	LRFIA(BG)	Min. 0.5-inch Structodek HD with Primed Red Coating	LRFIA or LRFIA(BG)	BP-CA6 or SBS-CA6	(Optional) One or more BP-CA6 or SBS-CA6	AlphaGuard MTS Fluid Applied Roof System	-165.0
R-3.	Existing smooth-surface or granule-surface BUR or SBS modified bitumen	(Optional) Min. 0.5-inch Trisotech G, Trisotech CGF, Trisotech or RESISTA	LRFIA or LRFIA(BG)	Min. 0.5-inch Structodek HD with Primed Red Coating	LRFIA or LRFIA(BG)	BP-CA6 or SBS-CA6	(Optional) One or more BP-CA6 or SBS-CA6	AlphaGuard MTS Fluid Applied Roof System	-165.0
R-4.	Gravel-surfaced BUR, brushed/spudded and vacuumed to remove loose gravel	(Optional) Min. 0.5-inch Trisotech G, Trisotech CGF, Trisotech or RESISTA	LRFIA(BG)	Min. 0.25-inch DensDeck Prime or SECUROCK Gypsum-Fiber Roof Board	LRFIA or LRFIA(BG)	BP-CA6 or SBS-CA6	(Optional) One or more BP-CA6 or SBS-CA6	AlphaGuard MTS Fluid Applied Roof System	-187.5
R-5.	Existing smooth-surface or granule-surface BUR or SBS modified bitumen	(Optional) Min. 0.5-inch Trisotech G, Trisotech CGF, Trisotech or RESISTA	LRFIA or LRFIA(BG)	Min. 0.25-inch DensDeck Prime	LRFIA or LRFIA(BG)	BP-CA6 or SBS-CA6	(Optional) One or more BP-CA6 or SBS-CA6	AlphaGuard MTS Fluid Applied Roof System	-262.5
R-6.	Existing smooth-surface or granule-surface BUR or SBS modified bitumen	(Optional) Min. 0.5-inch Trisotech G, Trisotech CGF, Trisotech or RESISTA	LRFIA or LRFIA(BG)	Min. 0.25-inch SECUROCK Gypsum-Fiber Roof Board	LRFIA or LRFIA(BG)	BP-CA6 or SBS-CA6	(Optional) One or more BP-CA6 or SBS-CA6	AlphaGuard MTS Fluid Applied Roof System	-285.0
R-7.	Existing smooth-surface or granule-surface BUR or SBS modified bitumen	(Optional) Min. 0.5-inch Trisotech G or Trisotech CGF	PSFA	Min. 0.5-inch Structodek HD with Primed Red Coating	PSFA	BP-CA6 or SBS-CA6	(Optional) One or more BP-CA6 or SBS-CA6	AlphaGuard MTS Fluid Applied Roof System	-165.0
R-8.	Existing smooth-surface or granule-surface BUR or SBS modified bitumen	(Optional) Min. 0.5-inch Trisotech G or Trisotech CGF	PSFA	Min. 0.25-inch DensDeck Prime	PSFA	BP-CA6 or SBS-CA6	(Optional) One or more BP-CA6 or SBS-CA6	AlphaGuard MTS Fluid Applied Roof System	-262.5
R-9.	Existing smooth-surface or granule-surface BUR or SBS modified bitumen	(Optional) Min. 0.5-inch Trisotech G or Trisotech CGF	PSFA	Min. 0.25-inch SECUROCK Gypsum-Fiber Roof Board	PSFA	BP-CA6 or SBS-CA6	(Optional) One or more BP-CA6 or SBS-CA6	AlphaGuard MTS Fluid Applied Roof System	-285.0
POWERPLY ENDURE BIO ADHESIVE TF APPLIED BASE PLY:									
R-10.	Gravel-surfaced BUR, brushed/spudded and vacuumed to remove loose gravel	(Optional) Min. 0.5-inch Trisotech G, Trisotech CGF, Trisotech or RESISTA	LRFIA	Min. 0.25-inch Dens Deck Prime or SECUROCK Gypsum-Fiber Roof Board or Min. 0.5-inch Structodek HD with Primed Red Coating	LRFIA or LRFIA(BG)	BP-CA5, SBS-CA5	(Optional) One or more BP-CA5, SBS-CA5	AlphaGuard MTS Fluid Applied Roof System	-142.5

TABLE 7A: RECOVER APPLICATIONS
SYSTEM TYPE A-1: BONDED INSULATION, BONDED ROOF COVER

^A The reported MDP documents the allowable maximum design pressure of the new insulation, coverboard and roof cover when adhered to the substrate, irrespective of the deck type (See Note 1) or performance of the substrate (See Note 12). The deck and substrate shall be capable of resisting the project design pressure requirements, not to exceed the noted MDP, to the satisfaction of the Authority Having Jurisdiction.

System No.	Substrate (Note 1, Note 12)	Base Insulation Layer		Top Insulation Layer		Roof Cover (Note 15)			MDP (psf) ^A
		Type	Attach (Notes 6,7,8)	Type	Attach (Notes 6,7,8)	Base Ply	Ply	LARS	
R-11.	Gravel-surfaced BUR, brushed/spudded and vacuumed to remove loose gravel or smooth-surface or granule-surface BUR or SBS modified bitumen	(Optional) Min. 0.5-inch Trisotech G, Trisotech CGF, Trisotech or RESISTA	LRFIA(BG)	Min. 0.25-inch SECUROCK Gypsum-Fiber Roof Board	LRFIA or LRFIA(BG)	BP-CA5, SBS-CA5	(Optional) One or more BP-CA5, SBS-CA5	AlphaGuard MTS Fluid Applied Roof System	-157.5
R-12.	Gravel-surfaced BUR, brushed/spudded and vacuumed to remove loose gravel	(Optional) Min. 0.5-inch Trisotech G, Trisotech CGF, Trisotech or RESISTA	LRFIA(BG)	Min. 0.5-inch Structodek HD with Primed Red Coating	LRFIA or LRFIA(BG)	BP-CA5, SBS-CA5	(Optional) One or more BP-CA5, SBS-CA5	AlphaGuard MTS Fluid Applied Roof System	-165.0
R-13.	Existing smooth-surface or granule-surface BUR or SBS modified bitumen	(Optional) Min. 0.5-inch Trisotech G, Trisotech CGF, Trisotech or RESISTA	LRFIA or LRFIA(BG)	Min. 0.5-inch Blue Ridge Structodek HD with Primed Red Coating	LRFIA or LRFIA(BG)	BP-CA5, SBS-CA5	(Optional) One or more BP-CA5, SBS-CA5	AlphaGuard MTS Fluid Applied Roof System	-165.0
R-14.	Gravel-surfaced BUR, brushed/spudded and vacuumed to remove loose gravel	(Optional) Min. 0.5-inch Trisotech G, Trisotech CGF, Trisotech or RESISTA	LRFIA(BG)	Min. 0.25-inch DensDeck Prime	LRFIA or LRFIA(BG)	BP-CA5, SBS-CA5	(Optional) One or more BP-CA5, SBS-CA5	AlphaGuard MTS Fluid Applied Roof System	-187.5
R-15.	Existing smooth-surface or granule-surface BUR or SBS modified bitumen	(Optional) Min. 0.5-inch Trisotech G, Trisotech CGF, Trisotech or RESISTA	LRFIA or LRFIA(BG)	Min. 0.25-inch DensDeck Prime	LRFIA or LRFIA(BG)	BP-CA5, SBS-CA5	(Optional) One or more BP-CA5, SBS-CA5	AlphaGuard MTS Fluid Applied Roof System	-262.5
R-16.	Existing smooth-surface or granule-surface BUR or SBS modified bitumen	(Optional) Min. 0.5-inch Trisotech G or Trisotech CGF	PSFA	Min. 0.25-inch SECUROCK Gypsum-Fiber Roof Board	PSFA	BP-CA5, SBS-CA5	(Optional) One or more BP-CA5, SBS-CA5	AlphaGuard MTS Fluid Applied Roof System	-157.5
R-17.	Existing smooth-surface or granule-surface BUR or SBS modified bitumen	(Optional) Min. 0.5-inch Trisotech G or Trisotech CGF	PSFA	Min. 0.5-inch Blue Ridge Structodek HD with Primed Red Coating	PSFA	BP-CA5, SBS-CA5	(Optional) One or more BP-CA5, SBS-CA5	AlphaGuard MTS Fluid Applied Roof System	-165.0
R-18.	Existing smooth-surface or granule-surface BUR or SBS modified bitumen	(Optional) Min. 0.5-inch Trisotech G or Trisotech CGF	PSFA	Min. 0.25-inch DensDeck Prime	PSFA	BP-CA5, SBS-CA5	(Optional) One or more BP-CA5, SBS-CA5	AlphaGuard MTS Fluid Applied Roof System	-262.5
HOT-ASPHALT-APPLIED BASE PLY:									
R-19.	Gravel-surfaced BUR, brushed/spudded and vacuumed to remove loose gravel	(Optional) Min. 0.5-inch Trisotech G, Trisotech CGF, Trisotech or RESISTA	LRFIA	Min. 0.25-inch DensDeck Prime, SECUROCK Gypsum-Fiber Roof Board or min. 0.5-inch SECUROCK Cement Roof Board or min. 7/16-inch DEXcell Cement Roof Board, Structodek HD with Primed Red Coating	LRFIA or LRFIA(BG)	BP-AA, SBS-AA	(Optional) One or more BP-AA, SBS-AA	AlphaGuard MTS Fluid Applied Roof System	-142.5
R-20.	Gravel-surfaced BUR, brushed/spudded and vacuumed to remove loose gravel	(Optional) Min. 0.5-inch Trisotech G, Trisotech CGF, Trisotech or RESISTA	LRFIA(BG)	Min. 0.5-inch Structodek HD with Primed Red Coating	LRFIA or LRFIA(BG)	BP-AA, SBS-AA	(Optional) One or more BP-AA, SBS-AA	AlphaGuard MTS Fluid Applied Roof System	-165.0

TABLE 7A: RECOVER APPLICATIONS
SYSTEM TYPE A-1: BONDED INSULATION, BONDED ROOF COVER

^A The reported MDP documents the allowable maximum design pressure of the new insulation, coverboard and roof cover when adhered to the substrate, irrespective of the deck type (See Note 1) or performance of the substrate (See Note 12). The deck and substrate shall be capable of resisting the project design pressure requirements, not to exceed the noted MDP, to the satisfaction of the Authority Having Jurisdiction.

System No.	Substrate (Note 1, Note 12)	Base Insulation Layer		Top Insulation Layer		Roof Cover (Note 15)			MDP (psf) ^A
		Type	Attach (Notes 6,7,8)	Type	Attach (Notes 6,7,8)	Base Ply	Ply	LARS	
R-21.	Existing smooth-surface or granule-surface BUR or SBS modified bitumen	(Optional) Min. 0.5-inch Trisotech G, Trisotech CGF, Trisotech or RESISTA	LRFIA or LRFIA(BG)	Min. 0.5-inch Structodek HD with Primed Red Coating	LRFIA or LRFIA(BG)	BP-AA, SBS-AA	(Optional) One or more BP-AA, SBS-AA	AlphaGuard MTS Fluid Applied Roof System	-165.0
R-22.	Gravel-surfaced BUR, brushed/spudded and vacuumed to remove loose gravel	(Optional) Min. 0.5-inch Trisotech G, Trisotech CGF, Trisotech or RESISTA	LRFIA(BG)	Min. 0.25-inch DensDeck Prime, SECUROCK Gypsum-Fiber Roof Board or min. 0.5-inch SECUROCK Cement Roof Board or min. 7/16-inch DEXcell Cement Roof Board	LRFIA or LRFIA(BG)	BP-AA, SBS-AA	(Optional) One or more BP-AA, SBS-AA	AlphaGuard MTS Fluid Applied Roof System	-180.0
R-23.	Existing smooth-surface or granule-surface BUR or SBS modified bitumen	(Optional) Min. 0.5-inch Trisotech G, Trisotech CGF, Trisotech or RESISTA	LRFIA or LRFIA(BG)	Min. 0.25-inch DensDeck Prime, SECUROCK Gypsum-Fiber Roof Board or min. 0.5-inch SECUROCK Cement Roof Board or min. 7/16-inch DEXcell Cement Roof Board	LRFIA or LRFIA(BG)	BP-AA, SBS-AA	(Optional) One or more BP-AA, SBS-AA	AlphaGuard MTS Fluid Applied Roof System	-180.0
R-24.	Existing smooth-surface or granule-surface BUR or SBS modified bitumen	(Optional) Min. 0.5-inch Trisotech G or Trisotech CGF	PSFA	Min. 0.5-inch Structodek HD with Primed Red Coating	PSFA	BP-AA, SBS-AA	(Optional) One or more BP-AA, SBS-AA	AlphaGuard MTS Fluid Applied Roof System	-165.0
R-25.	Existing smooth-surface or granule-surface BUR or SBS modified bitumen	(Optional) Min. 0.5-inch Trisotech G or Trisotech CGF	PSFA	Min. 0.25-inch DensDeck Prime or SECUROCK Gypsum-Fiber Roof Board or min. 7/16-inch DEXcell Cement Roof Board	PSFA	BP-AA, SBS-AA	(Optional) One or more BP-AA, SBS-AA	AlphaGuard MTS Fluid Applied Roof System	-180.0
R-26.	Gravel-surfaced BUR, brushed/spudded and vacuumed to remove loose gravel	(Optional) Min. 0.5-inch Trisotech G, Trisotech CGF, Trisotech or RESISTA	LRFIA	Min. 0.25-inch DensDeck Prime, SECUROCK Gypsum-Fiber Roof Board or min. 0.5-inch SECUROCK Cement Roof Board or min. 7/16-inch DEXcell Cement Roof Board, Structodek HD with Primed Red Coating	LRFIA or LRFIA(BG)	SBS-AA	(Optional) One or more SBS-TA	AlphaGuard MTS Fluid Applied Roof System	-142.5
R-27.	Gravel-surfaced BUR, brushed/spudded and vacuumed to remove loose gravel	(Optional) Min. 0.5-inch Trisotech G, Trisotech CGF, Trisotech or RESISTA	LRFIA(BG)	Min. 0.5-inch Structodek HD with Primed Red Coating	LRFIA or LRFIA(BG)	SBS-AA	(Optional) One or more SBS-TA	AlphaGuard MTS Fluid Applied Roof System	-165.0
R-28.	Existing smooth-surface or granule-surface BUR or SBS modified bitumen	(Optional) Min. 0.5-inch Trisotech G, Trisotech CGF, Trisotech or RESISTA	LRFIA or LRFIA(BG)	Min. 0.5-inch Structodek HD with Primed Red Coating	LRFIA or LRFIA(BG)	SBS-AA	(Optional) One or more SBS-TA	AlphaGuard MTS Fluid Applied Roof System	-165.0
R-29.	Gravel-surfaced BUR, brushed/spudded and vacuumed to remove loose gravel	(Optional) Min. 0.5-inch Trisotech G, Trisotech CGF, Trisotech or RESISTA	LRFIA(BG)	Min. 0.25-inch DensDeck Prime, SECUROCK Gypsum-Fiber Roof Board or min. 0.5-inch SECUROCK Cement Roof Board or min. 7/16-inch DEXcell Cement Roof Board	LRFIA or LRFIA(BG)	SBS-AA	(Optional) One or more SBS-TA	AlphaGuard MTS Fluid Applied Roof System	-180.0
R-30.	Existing smooth-surface or granule-surface BUR or SBS modified bitumen	(Optional) Min. 0.5-inch Trisotech G, Trisotech CGF, Trisotech or RESISTA	LRFIA or LRFIA(BG)	Min. 0.25-inch DensDeck Prime, SECUROCK Gypsum-Fiber Roof Board or min. 0.5-inch SECUROCK Cement Roof Board or min. 7/16-inch DEXcell Cement Roof Board	LRFIA or LRFIA(BG)	SBS-AA	(Optional) One or more SBS-TA	AlphaGuard MTS Fluid Applied Roof System	-180.0

TABLE 7A: RECOVER APPLICATIONS
SYSTEM TYPE A-1: BONDED INSULATION, BONDED ROOF COVER

^A The reported MDP documents the allowable maximum design pressure of the new insulation, coverboard and roof cover when adhered to the substrate, irrespective of the deck type (See Note 1) or performance of the substrate (See Note 12). The deck and substrate shall be capable of resisting the project design pressure requirements, not to exceed the noted MDP, to the satisfaction of the Authority Having Jurisdiction.

System No.	Substrate (Note 1, Note 12)	Base Insulation Layer		Top Insulation Layer		Roof Cover (Note 15)			MDP (psf) ^A
		Type	Attach (Notes 6,7,8)	Type	Attach (Notes 6,7,8)	Base Ply	Ply	LARS	
R-31.	Existing smooth-surface or granule-surface BUR or SBS modified bitumen	(Optional) Min. 0.5-inch Trisotech G or Trisotech CGF	PSFA	Min. 0.5-inch Structodek HD with Primed Red Coating	PSFA	SBS-AA	(Optional) One or more SBS-TA	AlphaGuard MTS Fluid Applied Roof System	-165.0
R-32.	Existing smooth-surface or granule-surface BUR or SBS modified bitumen	(Optional) Min. 0.5-inch Trisotech G or Trisotech CGF	PSFA	Min. 0.25-inch DensDeck Prime or SECUROCK Gypsum-Fiber Roof Board or min. 7/16-inch DEXcell Cement Roof Board	PSFA	SBS-AA	(Optional) One or more SBS-TA	AlphaGuard MTS Fluid Applied Roof System	-180.0
SEBS-APPLIED BASE PLY:									
R-33.	Gravel-surfaced BUR, brushed/spudded and vacuumed to remove loose gravel	(Optional) Min. 0.5-inch Trisotech G, Trisotech CGF, Trisotech or RESISTA	LRFIA	Min. 0.25-inch DensDeck Prime, SECUROCK Gypsum-Fiber Roof Board or min. 0.5-inch SECUROCK Cement Roof Board or min. 7/16-inch DEXcell Cement Roof Board, Structodek HD with Primed Red Coating	LRFIA or LRFIA(BG)	BP-SEBS, SBS-SEBS	(Optional) BP-SEBS, SBS-SEBS	AlphaGuard MTS Fluid Applied Roof System	-142.5
R-34.	Gravel-surfaced BUR, brushed/spudded and vacuumed to remove loose gravel	(Optional) Min. 0.5-inch Trisotech G, Trisotech CGF, Trisotech or RESISTA	LRFIA(BG)	Min. 0.5-inch Structodek HD with Primed Red Coating	LRFIA or LRFIA(BG)	BP-SEBS, SBS-SEBS	(Optional) BP-SEBS, SBS-SEBS	AlphaGuard MTS Fluid Applied Roof System	-165.0
R-35.	Existing smooth-surface or granule-surface BUR or SBS modified bitumen	(Optional) Min. 0.5-inch Trisotech G, Trisotech CGF, Trisotech or RESISTA	LRFIA or LRFIA(BG)	Min. 0.5-inch Structodek HD with Primed Red Coating	LRFIA or LRFIA(BG)	BP-SEBS, SBS-SEBS	(Optional) BP-SEBS, SBS-SEBS	AlphaGuard MTS Fluid Applied Roof System	-165.0
R-36.	Gravel-surfaced BUR, brushed/spudded and vacuumed to remove loose gravel	(Optional) Min. 0.5-inch Trisotech G, Trisotech CGF, Trisotech or RESISTA	LRFIA(BG)	Min. 0.25-inch DensDeck Prime or SECUROCK Gypsum-Fiber Roof Board or 0.5-inch SECUROCK Cement Roof Board or min. 7/16-inch DEXcell Cement Roof Board	LRFIA or LRFIA(BG)	BP-SEBS, SBS-SEBS	(Optional) BP-SEBS, SBS-SEBS	AlphaGuard MTS Fluid Applied Roof System	-187.5
R-37.	Existing smooth-surface or granule-surface BUR or SBS modified bitumen	(Optional) Min. 0.5-inch Trisotech G, Trisotech CGF, Trisotech or RESISTA	LRFIA or LRFIA(BG)	Min. 0.25-inch DensDeck Prime	LRFIA or LRFIA(BG)	BP-SEBS, SBS-SEBS	(Optional) BP-SEBS, SBS-SEBS	AlphaGuard MTS Fluid Applied Roof System	-262.5
R-38.	Existing smooth-surface or granule-surface BUR or SBS modified bitumen	(Optional) Min. 0.5-inch Trisotech G, Trisotech CGF, Trisotech or RESISTA	LRFIA or LRFIA(BG)	Min. 0.25-inch SECUROCK Gypsum-Fiber Roof Board or 0.5-inch SECUROCK Cement Roof Board or min. 7/16-inch DEXcell Cement Roof Board	LRFIA or LRFIA(BG)	BP-SEBS, SBS-SEBS	(Optional) BP-SEBS, SBS-SEBS	AlphaGuard MTS Fluid Applied Roof System	-285.0
R-39.	Existing smooth-surface or granule-surface BUR or SBS modified bitumen	(Optional) Min. 0.5-inch Trisotech G or Trisotech CGF	PSFA	Min. 0.5-inch Structodek HD with Primed Red Coating	PSFA	BP-SEBS, SBS-SEBS	(Optional) BP-SEBS, SBS-SEBS	AlphaGuard MTS Fluid Applied Roof System	-165.0
R-40.	Existing smooth-surface or granule-surface BUR or SBS modified bitumen	(Optional) Min. 0.5-inch Trisotech G or Trisotech CGF	PSFA	Min. 0.25-inch DensDeck Prime	PSFA	BP-SEBS, SBS-SEBS	(Optional) BP-SEBS, SBS-SEBS	AlphaGuard MTS Fluid Applied Roof System	-262.5

TABLE 7A: RECOVER APPLICATIONS
SYSTEM TYPE A-1: BONDED INSULATION, BONDED ROOF COVER

^A The reported MDP documents the allowable maximum design pressure of the new insulation, coverboard and roof cover when adhered to the substrate, irrespective of the deck type (See Note 1) or performance of the substrate (See Note 12). The deck and substrate shall be capable of resisting the project design pressure requirements, not to exceed the noted MDP, to the satisfaction of the Authority Having Jurisdiction.

System No.	Substrate (Note 1, Note 12)	Base Insulation Layer		Top Insulation Layer		Roof Cover (Note 15)			MDP (psf) ^A
		Type	Attach (Notes 6,7,8)	Type	Attach (Notes 6,7,8)	Base Ply	Ply	LARS	
R-41.	Existing smooth-surface or granule-surface BUR or SBS modified bitumen	(Optional) Min. 0.5-inch Trisotech G or Trisotech CGF	PSFA	Min. 0.25-inch SECUROCK Gypsum-Fiber Roof Board or 0.5-inch SECUROCK Cement Roof Board or min. 7/16-inch DEXcell Cement Roof Board	PSFA	BP-SEBS, SBS-SEBS	(Optional) BP-SEBS, SBS-SEBS	AlphaGuard MTS Fluid Applied Roof System	-285.0
TORCH-APPLIED BASE PLY:									
R-42.	Gravel-surfaced BUR, brushed/spudded and vacuumed to remove loose gravel	(Optional) Min. 0.5-inch Trisotech G, Trisotech CGF, Trisotech or RESISTA	LRFIA	Min. 0.25-inch SECUROCK Gypsum-Fiber Roof Board or Min. 0.5-inch SECUROCK Cement Roof Board or min. 7/16-inch DEXcell Cement Roof Board	LRFIA or LRFIA(BG)	SBS-TA	(Optional) SBS-TA	AlphaGuard MTS Fluid Applied Roof System	-142.5
R-43.	Gravel-surfaced BUR, brushed/spudded and vacuumed to remove loose gravel	(Optional) Min. 0.5-inch Trisotech G, Trisotech CGF, Trisotech or RESISTA	LRFIA(BG)	Min. 0.25-inch SECUROCK Gypsum-Fiber Roof Board	LRFIA or LRFIA(BG)	SBS-TA	(Optional) SBS-TA	AlphaGuard MTS Fluid Applied Roof System	-180.0
R-44.	Existing smooth-surface or granule-surface BUR or SBS modified bitumen	(Optional) Min. 0.5-inch Trisotech G, Trisotech CGF, Trisotech or RESISTA	LRFIA or LRFIA(BG)	Min. 0.25-inch SECUROCK Gypsum-Fiber Roof Board	LRFIA or LRFIA(BG)	SBS-TA	(Optional) SBS-TA	AlphaGuard MTS Fluid Applied Roof System	-180.0
R-45.	Gravel-surfaced BUR, brushed/spudded and vacuumed to remove loose gravel	(Optional) Min. 0.5-inch Trisotech G, Trisotech CGF, Trisotech or RESISTA	LRFIA(BG)	Min. 0.5-inch SECUROCK Cement Roof Board or min. 7/16-inch DEXcell Cement Roof Board	LRFIA or LRFIA(BG)	SBS-TA	(Optional) SBS-TA	AlphaGuard MTS Fluid Applied Roof System	-187.5
R-46.	Existing smooth-surface or granule-surface BUR or SBS modified bitumen	(Optional) Min. 0.5-inch Trisotech G, Trisotech CGF, Trisotech or RESISTA	LRFIA or LRFIA(BG)	Min. 0.5-inch SECUROCK Cement Roof Board or min. 7/16-inch DEXcell Cement Roof Board	LRFIA or LRFIA(BG)	SBS-TA	(Optional) SBS-TA	AlphaGuard MTS Fluid Applied Roof System	-262.5
R-47.	Existing smooth-surface or granule-surface BUR or SBS modified bitumen	(Optional) Min. 0.5-inch Trisotech G or Trisotech CGF	PSFA	Min. 0.25-inch SECUROCK Gypsum-Fiber Roof Board	PSFA	SBS-TA	(Optional) SBS-TA	AlphaGuard MTS Fluid Applied Roof System	-180.0
R-48.	Existing smooth-surface or granule-surface BUR or SBS modified bitumen	(Optional) Min. 0.5-inch Trisotech G or Trisotech CGF	PSFA	Min. 7/16-inch DEXcell Cement Roof Board	PSFA	SBS-TA	(Optional) SBS-TA	AlphaGuard MTS Fluid Applied Roof System	-262.5

TABLE 7B: RECOVER APPLICATIONS

SYSTEM TYPE F: NON-INSULATED, BONDED ROOF COVER

^A The reported MDP documents the allowable maximum design pressure of the new roof cover when adhered to the substrate, irrespective of the deck type (See Note 1) or performance of the substrate (See Note 12). The deck and substrate shall be capable of resisting the project design pressure requirements, not to exceed the noted MDP, to the satisfaction of the Authority Having Jurisdiction.

System No.	Substrate (Note 1 , Note 12)	Primer	Roof Cover (Note 15)	MDP (psf) ^A
R-49.	Existing fully adhered smooth or granule-surfaced asphalt BUR, smooth- or granule surfaced SBS modified bitumen or granule-surfaced APP modified bitumen	(Optional) AlphaGuard WB Primer	AlphaGuard MTS Fluid Applied Roof System	-285.0

TABLE 7c: RECOVER APPLICATIONS

SYSTEM TYPE F: LIGHTWEIGHT CONCRETE OVER EXISTING ROOF, BONDED ROOF COVER

^A The reported MDP documents the allowable maximum design pressure of the new LWC and roof cover when adhered to the substrate, irrespective of the deck type (See Note 1) or performance of the substrate (See Note 12). The deck and substrate shall be capable of resisting the project design pressure requirements, not to exceed the noted MDP, to the satisfaction of the Authority Having Jurisdiction.

System No.	Substrate (Note 1 , Note 12)	Lightweight Concrete (Note 14)	Surfacing	Treatment	Primer	Roof Cover (Note 15)	MDP (psf) ^A
R-50.	Existing smooth-surface SBS modified bitumen	<u>CELCORE (NOA 18-0717.05):</u> Min. 340 psi, Min. 2-inch thick, Celcore Cellular Concrete	Celcore SBS (Sanded Bonding Surface) at 1 gallon/square.	(Optional when Primer used) Aquafin	(Optional when Treatment used) AlphaGuard C-Prime	AlphaGuard MTS Fluid Applied Roof System	-157.5
R-51.	Existing asphalt BUR with flood coat & gravel (loose gravel removed)	<u>CELCORE (NOA 18-0717.05):</u> Min. 230 psi, Min. 2-inch thick, Celcore Cellular Concrete	Celcore SBS (Sanded Bonding Surface) at 1 gallon/square.	(Optional when Primer used) Aquafin	(Optional when Treatment used) AlphaGuard C-Prime	AlphaGuard MTS Fluid Applied Roof System	-465.0
R-52.	Existing asphalt BUR with flood coat & gravel (loose gravel removed)	Min. 230 psi, Min. 2-inch thick, pre-existent cellular lightweight concrete; Note: <i>To qualify the LWIC under this assembly, a Tremco FM-90 Base Sheet Fastener shall achieve an average withdrawal of 97 lbf or greater when tested per Note 11.</i>	Celcore SBS (Sanded Bonding Surface) at 1 gallon/square.	(Optional when Primer used) Aquafin	(Optional when Treatment used) AlphaGuard C-Prime	AlphaGuard MTS Fluid Applied Roof System	-465.0